

Instability of metal-insulator transition against thermal cycling in phase separated Cr-doped manganites

R. Mahendiran, B. Raveau, M. Hervieu and A. Maignan

*Laboratoire CRISMAT, ISMRA, Université de Caen, 6 Boulevard du
Maréchal Juin, 14050 Caen-Cedex, France.*

Abstract

$\text{Pr}_{0.5}\text{Ca}_{0.5}\text{Mn}_{1-x}\text{Cr}_x\text{O}_3$ ($x = 0.015\text{--}0.05$) undergoes a temperature induced insulator-metal (I-M) transition below a temperature T_p driven by percolation of ferromagnetic metallic clusters in charge ordered insulating matrix. Surprisingly, I-M transition in these compounds is unstable against thermal cycling : T_p decreases and resistivity at T_p increases upon temperature cycling between a starting temperature T_S and a final temperature T_F and changes are larger for smaller x . Resistivity transition to the low temperature metallic state in $x = 0.015$ can be completely destroyed by thermal cycling in absence of magnetic field as well as under $H = 2$ T. Magnetization measurements suggest that ferromagnetic phase fraction decreases with increasing thermal cycling. We suggest that increase of strain in the ferromagnetic-charge ordered interface could be a possible origin of the observed effect.

PACS NO: 75.30.Vn, 71.30.+h, 75.30. +Kz, 77.50. -y.

Over the last few years manganites of the general formula $\text{RE}_{1-x}\text{AE}_x\text{MnO}_3$ have been studied extensively. Although primary interest in these compounds is motivated by the discovery of colossal magnetoresistance, understanding physical properties even in absence of magnetic field is still far from clear. In particular, behavior of the resistivity (ρ) is intriguing. The well studied $\text{La}_{0.67}\text{Ca}_{0.33}\text{MnO}_3$ compound with hole density of $n_h = 0.33$ per Mn exhibits a paramagnetic insulator to a ferromagnetic metal transition at T_p upon cooling from high temperature with a peak in resistivity (ρ_p) at ferromagnetic Curie temperature (T_C). For the same hole concentration, residual resistivity spans over six orders of magnitude and T_p shifts down either with different choices of the rare earth (RE) and the alkaline (AE) ions¹ or by only varying their fraction as in $(\text{La}_{1-y}\text{Pr}_y)_{0.67}\text{Ca}_{0.33}\text{MnO}_3$ ². The paramagnetic state of some other manganites like $\text{La}_{0.7}\text{Sr}_{0.3}\text{MnO}_3$ is metallic³ instead of insulating. Metallic like resistivity behavior ($d\rho/dT > 0$) in the paramagnetic state was also reported in $\text{RE}_{1-x}\text{Ca}_x\text{MnO}_3$ for $x = 0.8-0.98$ and $\text{RE} = \text{Pr}, \text{Nd}, \text{Sm}, \text{etc.}$ ⁴. Charge localization due to random Coulomb potential of RE^{3+} , AE^{2+} ions and spin disorder scattering alone are inadequate to understand these results and other polaronic mechanisms involving strong electron-phonon-spin coupling have to be considered⁵.

One of the peculiar aspects of the manganites with high residual resistivity is that T_p occurs much below T_C in contradiction to the double exchange mechanism which associates onset of metallic conduction to ferromagnetic alignment of Mn spins ($T_p = T_C$). There are growing experimental evidences that in most, if not all of the compounds with lower T_p (< 150 K), insulator-metal transition is driven by percolation of ferromagnetic metallic clusters in either paramagnetic or charge ordered insulating background^{6,7}. Huge hysteresis in resistivity of these percolation driven compounds^{6,7} suggest that the transition is of first order. However, kinematics of the transition is largely unknown except for two cases. Babushkina et al⁸ found that low temperature zero field resistivity of $(\text{La}_{0.5}\text{Nd}_{0.5})_{0.7}\text{Ca}_{0.3}\text{MnO}_3$ thin film relaxes to lower values as a function of time. Anane et al⁹ reported magnetic field driven metallic state of $\text{Pr}_{0.67}\text{Ca}_{0.33}\text{MnO}_3$ is unstable and the resistivity at a given tem-

perature jumps from low to high values with elapse of time after the removal of magnetic field. The transition in both of these compounds is of isothermal type, involving growth of ferromagnetic metallic nuclei as a function of time in charge ordered matrix in the former compound and vice versa in the latter. It is not clear whether time dependent growth of low temperature phase is the general aspect of first order transition in manganites. To clarify this aspect we investigated transport properties of $\text{Pr}_{0.5}\text{Ca}_{0.5}\text{Mn}_{1-x}\text{Cr}_x\text{O}_3$ which exhibit insulator-metal transition driven by percolation of ferromagnetic clusters in charge ordered antiferromagnetic matrix over a wide x^7 . We find that while low temperature resistivity of $\text{Pr}_{0.5}\text{Ca}_{0.5}\text{Mn}_{1-x}\text{Cr}_x\text{O}_3$ decreases slowly as a function of time under isothermal condition, metal-insulator transition is unstable against thermal cycling.

We measured four probe resistivity of $\text{Pr}_{0.5}\text{Ca}_{0.5}\text{Mn}_{1-x}\text{Cr}_x\text{O}_3$ ($x = 0.015, 0.02, 0.025, 0.03$) in absence of magnetic field and in presence of $H = 2$ T, and 5T. The temperature was cycled down and up several times from the starting temperatures $T_S = 350$ K, 300 K, 250 K, 160 K, 100 K, 60 K to the final temperature $T_F = 5$ K at a constant sweep rate of 2.5 K/min. Magnetization under a weak magnetic field of $H = 1$ mT and also under $H = 2$ T were measured down and up in between $T_S = 300$ K, 250 K, 150 K and $T_F = 5$ K.

Figure 1(a) shows $\rho(T)$ of $x = 0.015$ under $H = 0$ T when T is cycled down and up from $T_S = 250$ K to $T_F = 5$ K. The number of cycles is denoted by numeric 1,2,3 etc., After the 1st cycle $300\text{ K} \rightarrow 5\text{ K} \rightarrow 300\text{ K}$, T is reduced to T_S . In the 1st cycle, ρ raises rapidly around 230 K due to charge-orbital ordering and changes from insulating ($d\rho/dT < 0$) to metal like ($d\rho/dT > 0$) behavior below $T_p = 84$ K. $\rho(T)$ is hysteretic with warming curve below and above the cooling curve for $T < T_p$ and $> T_p$ respectively and both curves merge for $T > 280$ K. During the 2nd cycle, T_p shifts down to 74 K and ρ_p increases by more than a factor of 10. Upon further thermal cycling, ρ_p increases to $\approx 1.95 \times 10^5$ and T_p decreases to 45 K in the 4th cycle and ρ exceeds more than $10^6 \Omega \text{ cm}$ at 40 K in the 5th and 6th cycles. This effect is dominant only for $T < T_p$ and T close but above T_p but for $T > 100$ K, all $\rho(T)$ curves overlap on each other. The variation of T_p and ρ_p with number of cycles will

be presented later in Fig.3. The so obtained insulating state is stable and does not revert to the original behavior (1st cycle) when the sample is heated to 300 K and cycled between 300 K and 5 K several times. However, if the sample is air annealed at 1273 K for five hours, 1st cycle is reproducible with a slight difference in T_p and ρ_p . For subsequent measurements we used samples cut from a single big pellet. Insulator-metal transition in manganites is known to be sensitive to chemical doping, pressure, magnetic field etc¹⁻⁹ but instability of insulator-metal transition just by thermal cycling is not reported so far.

The observed effect is strongly dependent on composition and decreases with increasing x . Fig. 1(b) shows ρ of $x = 0.02$. This compound exhibits higher T_p ($= 120$ K while cooling) and nearly ten times lower ρ_p ($= 4.8 \Omega \text{ cm}$ while cooling) than $x = 0.015$ ($T_p = 84$ K and $\rho_p = 136 \Omega \text{ cm}$ while cooling). There is a systematic trend in the behavior of ρ_p (warm) and T_p (warm) with increasing number of cycles: ρ_p (warm) is comparable to ρ_p (cool) in the 2nd cycles but becomes much lower than cooling as the number of cycles increases. The weak shoulder in ρ (warm) which develops around 105 K in the 3rd cycle becomes a prominent maximum in the 10th cycle. As like $x = 0.015$, resistivity curves in different cycles overlap on each other for $T \gg T_p$. Compared to several orders of change in ρ_p (cool) for $x = 0.015$, ρ_p (cool) changes only by a factor of 5 in $x = 0.02$ even in 10th cycle and by less than a factor of 0.8 in $x = 0.03$ (see Fig. 1(c)). The resistivity of $x \geq 0.03$ are unaffected by thermal cycling (not shown here). Fig. 1(d) shows $\rho(T)$ of $x = 0.015$ under $H = 2$ T. We can clearly see increase of resistivity with increasing number of cycles and insulator-metal transition is abruptly lost in 8th cycle. A comparison Fig. 1(a) and 1(d) suggests that it is impossible to predict what should be the value of residual or peak resistivity before the sample lose metallic behavior. In the rest of the papers we focus on $x = 0.015$ which shows dramatic effects.

We also investigated whether the observed effect in $x = 0.015$ is dependent on the starting temperature T_S . The resistivity curves for $T_S = 350$ K, 300 K, and 200 K are identical to the data for $T_S = 250$ K and hence we do not present them here for the lack of

space. The main panel of Fig. 2(a) shows $\rho(T)$ for $T_S = 100$ K and the inset shows data for $T_S = 160$ K. The value of ρ_p in the 5th cycle decreases from $\approx 3 \times 10^4 \Omega \text{ cm}$ for $T_S = 160$ K to $\approx 575 \Omega \text{ cm}$ for $T_S = 100$ K and for $T_S = 60$ K (not shown here) ρ increase by less than a factor of 1.2. These results point to the fact number of cycles needed to destroy insulator-metal transition increases with lowering temperatures below 200 K. Instead of varying T_S , we also investigated the effect of varying T_F . Fig. 2(b) shows $\rho(T)$ for $x = 0.015$ with $T_S = 250$ K but T_F decreasing from 100 K to 10 K instead of 10 K. In none of the cycles, transition to metallic state is realized. A doubt could be raised whether increase of ρ is caused by elapse of time during thermal cycling. To verify this point we measured time dependence of resistivity at 60 K in different cycles on a sample not undergone thermal cycling earlier. The result presented in the inset of Fig. 2(a) in a normalized form ($\rho(t)/\rho(t = 0)$ where $\rho(t)$ is resistivity after t seconds) clearly suggest that ρ decreases with time. This confirms that the observed increase of resistivity is purely a temperature driven effect. Fig. 3 summarizes the variation of T_p and ρ_p with number of cycles and T_S for $x = 0.015$ in presence and absence of magnetic fields.

To understand the origin of unstable metal-insulator transition induced by thermal cycling, we carried out magnetization measurement. The main panel of Fig. 4(a) shows $M(T)$ of $x = 0.015$ under $H = 1$ mT for $T_S = 250$ K. The peak around 230 K is caused by charge-orbital ordering. Upon lowering temperature further ferromagnetic clusters form below 150 K. Charges are itinerant within these clusters by double exchange mechanism but resistivity does not decrease as these clusters are isolated. As T decreases further intercluster interaction increases and when a percolating network ferromagnetic clusters is established around 84 K, $\rho(T)$ decreases as in Fig. 1(a). Fig. 4(a) clearly shows that ferromagnetic transition broadens in temperature and its phase fraction decreases each time with temperature cycling. Interestingly, M decreases by $\approx 30\%$ between the first two cycles but the overall change between the 1st and 5th cycles is only $\approx 46\%$. It should be noted that M does not go to zero in the 5th cycle whereas metallic behavior is lost in resistivity (see

Fig. 1(a)). When $T_S = 160$ K, overall decrease between the 1st and 5th cycles is only 19 %, (see inset of Fig. 4(a)). Fig. 4(b) shows $M(T)$ made under 2 T by field cooling and the inset shows $M(H)$ at 10 K made under zero field cooled condition. $M(H)$ in the 1st cycle (see inset in Fig. 4(b)) shows two phase behavior, one due to gradual alignment of ferromagnetic clusters in field direction below 1.5 T and another due to field induced canting of spins in antiferromagnetic background above 1.5 T. Assuming that magnetization of ferromagnetic phase completely saturates at 1.5 T, we can estimate the ferromagnetic phase fraction $f_m = 16.6$ %, which is very close to the three dimensional percolation limit. In the 6th cycle, f_m decreases to 8.3 %. As a consequence, percolation is lost and also is the metallic character of resistivity at low temperatures. When the sample is field cooled under $H = 2$ T (main panel of Fig. 4(b)), ferromagnetic phase fraction is 19.2 % and it reduces to 14.6 % in the 8th cycle when the sample becomes insulator. These results clearly suggest that increase of resistivity is related to decrease of ferromagnetic phase fraction. Since f_m increases with lowering T below ~ 150 K in the 1st cycle, the effect of thermal cycling on increase of resistivity also decreases with T_S lowering below 160 K.

What could be the mechanism which drives diminution of ferromagnetic phase ?. The ferromagnetic metallic (FMM) and charge ordered insulating (COI) phases are expected to differ structurally because of the larger degree of Jahn-Teller distortion in the later phase and its absence in the former phase. Then, inhomogeneous strains exist in the interfacial regions. In first order transitions in which elastic interactions between parent and product phases are non negligible (example martensitic transition¹⁰), growth of product phase does not progress as a function of time, but by changes in thermal energy. The rapid decrease in magnetization between the first two cycles and gradual decrease in the later cycles is similar to the evolution of strain under thermal cycling (known also as 'training') in athermal martensitic materials¹¹. In charge ordered phase, d_{Z^2} orbital ordering due to Jahn-Teller distortion creates strain. We observed changes in neither intensity nor in value of charge-orbital modulation vector q in electron microscopy study at 92 K under thermal cycling

(not shown here), however we can not exclude possible changes in the interfacial regions. Then, plausible explanation is that upon thermal cycling Jahn-Teller distortion of Mn^{3+}O_6 octahedras in the interfacial regions increases which increase the interfacial elastic energy and impedes growth of ferromagnetic phase during thermal cycling similar to martensitic transition¹⁰.

In conclusion, we have shown for the first time that metal-insulator transition in phase separated $\text{Pr}_{0.5}\text{Ca}_{0.5}\text{Mn}_{1-x}\text{Cr}_x\text{O}_3$ manganites is unstable with respect of thermal cycling. We have shown that ferromagnetic phase fraction decreases with repeated thermal cycling. We suggested that increase of elastic energy in ferromagnetic-charge ordered interface might be the origin of instability of insulator-metal transition. However, further experimental and theoretical studies are necessary to clarify the origin.

Acknowledgments:

R. M. thanks MENERT (France) for financial assistance and thanks Prof. A. K. Raychaudhuri, Prof. C. Mitchel and Prof. D. I. Khomskii for useful discussions.

REFERENCES

- ¹ J.M. D. Coey, M. Viret, L. Ranno and K. Onudjela, Phys. Rev. Lett. **75**, 3910 (1995).
- ² H. Y. Hwang, S.-W. Cheong, P. G. Radaelli, M. Marizio, and B. Batlogg, Phys.Rev.Lett. **75**,914 (1995).
- ³ A. Urushibara, Y. Moritomo, T. Arima, A. Asamitsu, G. Kido, and Y. Tokura, Phys. Rev. B **51**, 14 303 (1995).
- ⁴ A. Maignan, C. Martin, F. Damay, and B. Raveau, Chem. Mater. **10**, 950 (1998).
- ⁵ A. J. Millis, P. B. Littlewood, and B. Shraimann, Phys. Rev. Lett. **77**, 175 (1996); H. Roder, J. Zang, and A. R. Bishop, *ibid.*, **76**, 1356 (1996); L. Sheng, D. N. Sheng, and C. S. Ting, *ibid.* B **59**, 13 550 (1999).
- ⁶ M. R. Ibarra, G. M. Zhao, J. M. De Teresa, B. Garcia-Landa, C. Marquina, P. A. Algarbel, H. Keller, and C. Ritter, Phys. Rev. B **57**, 7446 (1998); M. Uehara, S. Mori, C. H. Chen, and S.-W. Cheong, Nature (London), **399**, 560 (1999); R. Mahendiran, R. Mahesh, A. K. Raychaudhuri, and C. N. R. Rao, J. Phys. Cond. Matt. **8**, L455 (1995)
- ⁷ R. Mahendiran, M. Hervieu, A. Maignan, C. Martin, and B. Raveau, Solid State Commun. **114**, 429 (2000); Y. Moritomo, A. Machida, S. Mori, and N. Yamamoto, and A. Nakamura, Phys. Rev. B **60**, 9220 (1999).
- ⁸ N. A. Babushkina, L. M. Belova, D. I. Khomskii, K. I. Kugel, O. Yu. Gorbenko and A. R. Kaul, Phys. Rev. B **59**, 6994 (1999).
- ⁹ A. Anane, J.-P. Renard, L. Reversat, C. Dupas, P. Veillet, M. Viret, L. Pinsard, and A. Revcolevschi, Phys. Rev. B **59**, 77 (1999).
- ¹⁰ W. Cao, J. A. Krumhasal, and R. J. Gooding, Phys. Rev. B **41**, 11 319 (1990); M. A. Fradkin, Cond-matt-9508007.
- ¹¹ For example, M. J. Bignon and M. Morin, J. de Physique IV, **c8-795** (1995); D. P. Dunne

and H. I. Li, *ibid*, **c8-415** (1995).

FIGURE CAPTIONS

Fig. 1 : Resistivity of $\text{Pr}_{0.5}\text{Ca}_{0.5}\text{Mn}_{1-x}\text{Cr}_x\text{O}_3$ in number of thermal cycling under $H = 0$ T for $x = 0.015$ (a), 0.02 (b), 0.03 (c) and under $H = 2$ T for $x = 0.015$ (d). T_S = starting temperature for thermal cycling. Arrows indicate the direction of temperature sweep.

Fig. 2 : Resistivity of $\text{Pr}_{0.5}\text{Ca}_{0.5}\text{Mn}_{0.985}\text{Cr}_{0.015}\text{O}_3$ in different thermal cycles under $H = 0$ T for $T_S = 100$ K (main panel) and $T_S = 160$ K (inset). (b) Resistivity under partial thermal cycling from a fixed $T_S = 250$ K to a varying T_F from 100 K by a step of -10 K. Inset : Time dependence of resistivity at $T = 60$ K in different thermal cycles.

Fig. 3 : Variation of T_p (a) and ρ_p (b) with number of cycles during cooling (closed symbols) and warming (open symbols) for $T_S = 250$ K under $H = 0$ T, 2 T and 5 T for $x = 0.015$. O(1) and O(2) respectively stand for $T_S = 160$ K and 100 K for $H = 0$ T.

Fig. 4 : Temperature dependence magnetization of $\text{Pr}_{0.5}\text{Ca}_{0.5}\text{Mn}_{0.985}\text{Cr}_{0.015}\text{O}_3$ under $H = 1$ mT for $T_S = 250$ K (a) and $T_S = 160$ K (inset). $M(T)$ under 2 T in 1^{st} and 8^{th} cycle (b) and field dependence of magnetization in 1^{st} and 6^{th} cycles (inset). H_c -critical field for metamagnetic transition.

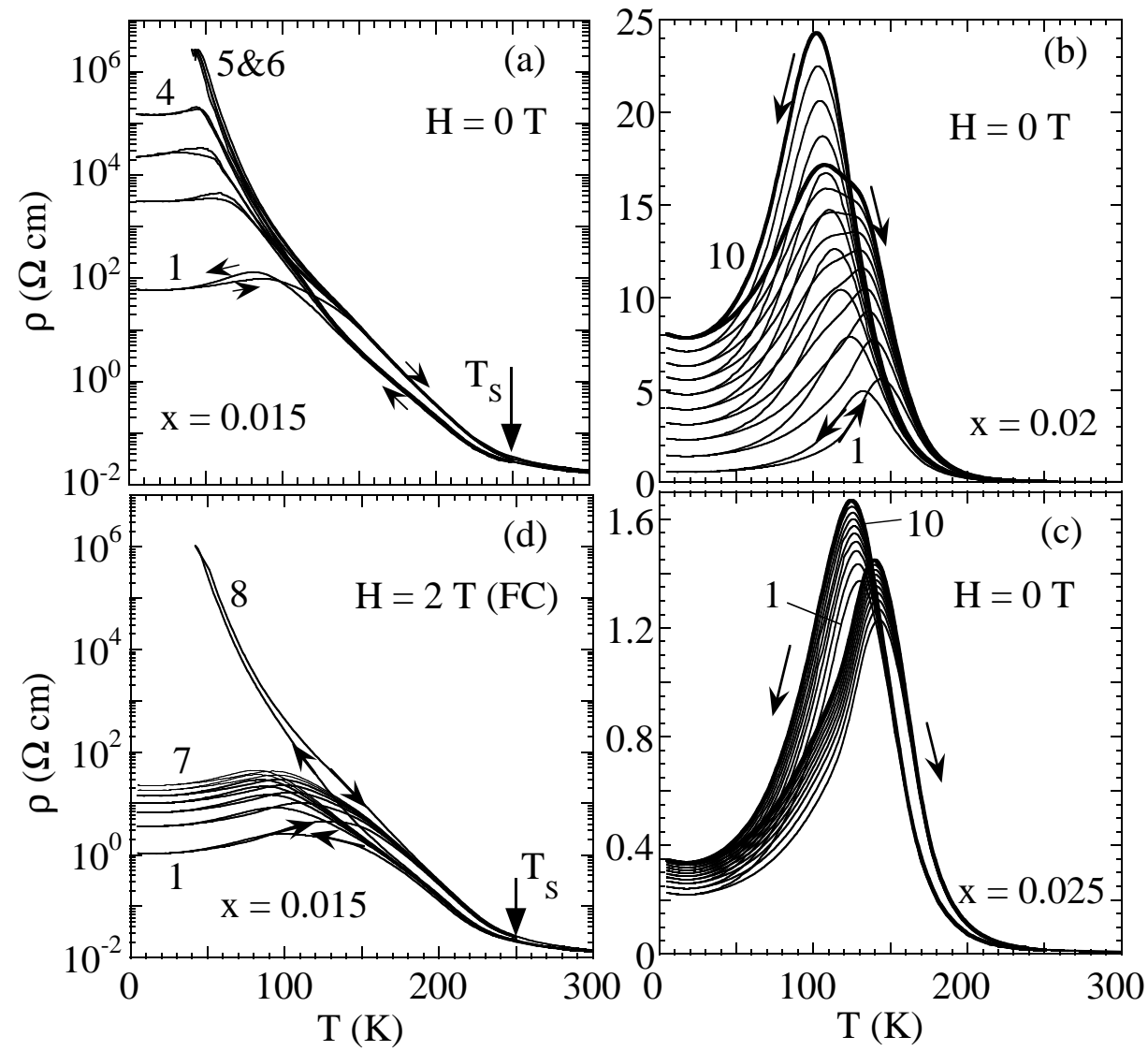


FIG. 1
R. Mahendiran et al

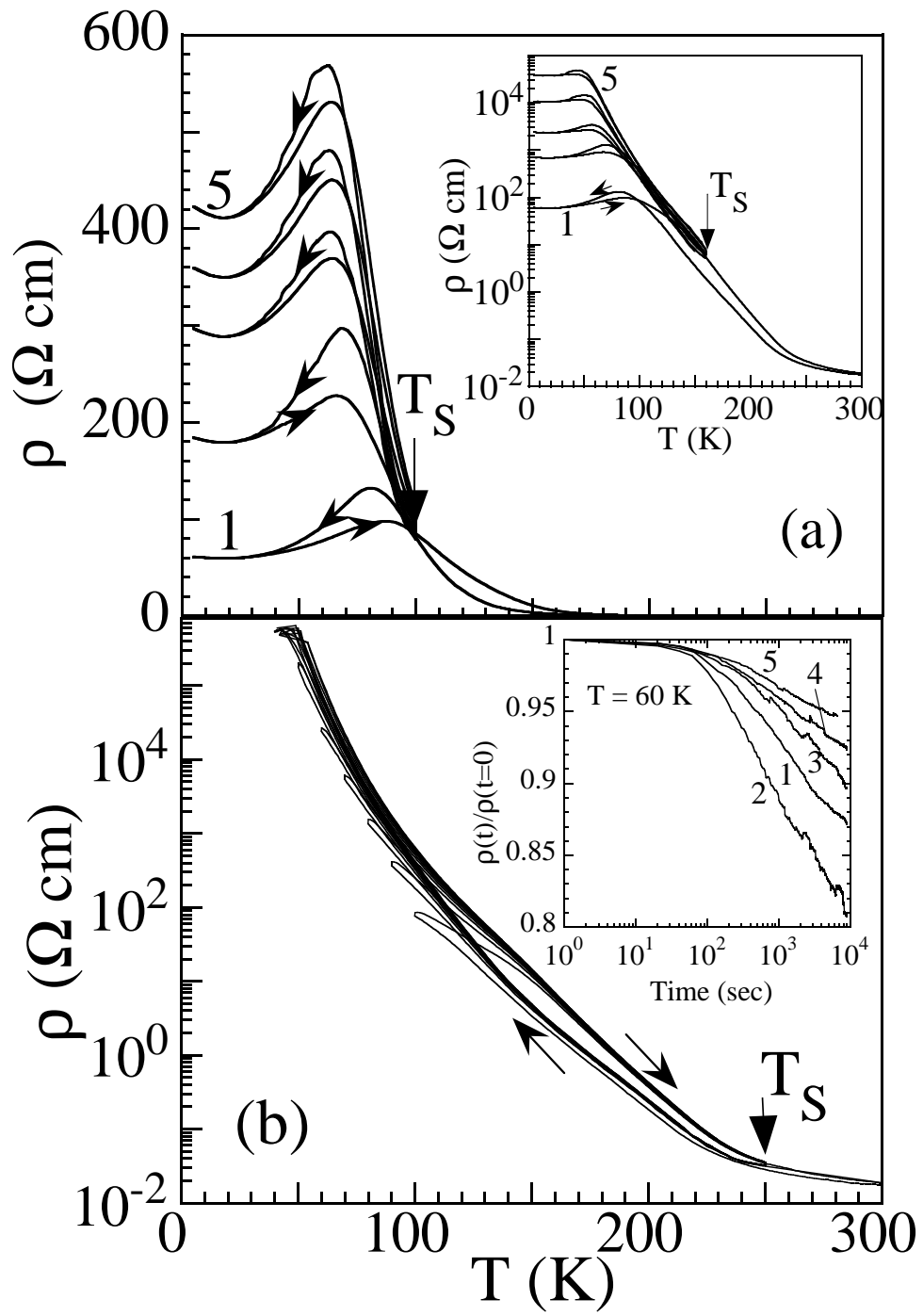


FIG. 2
R. Mahendiran et al

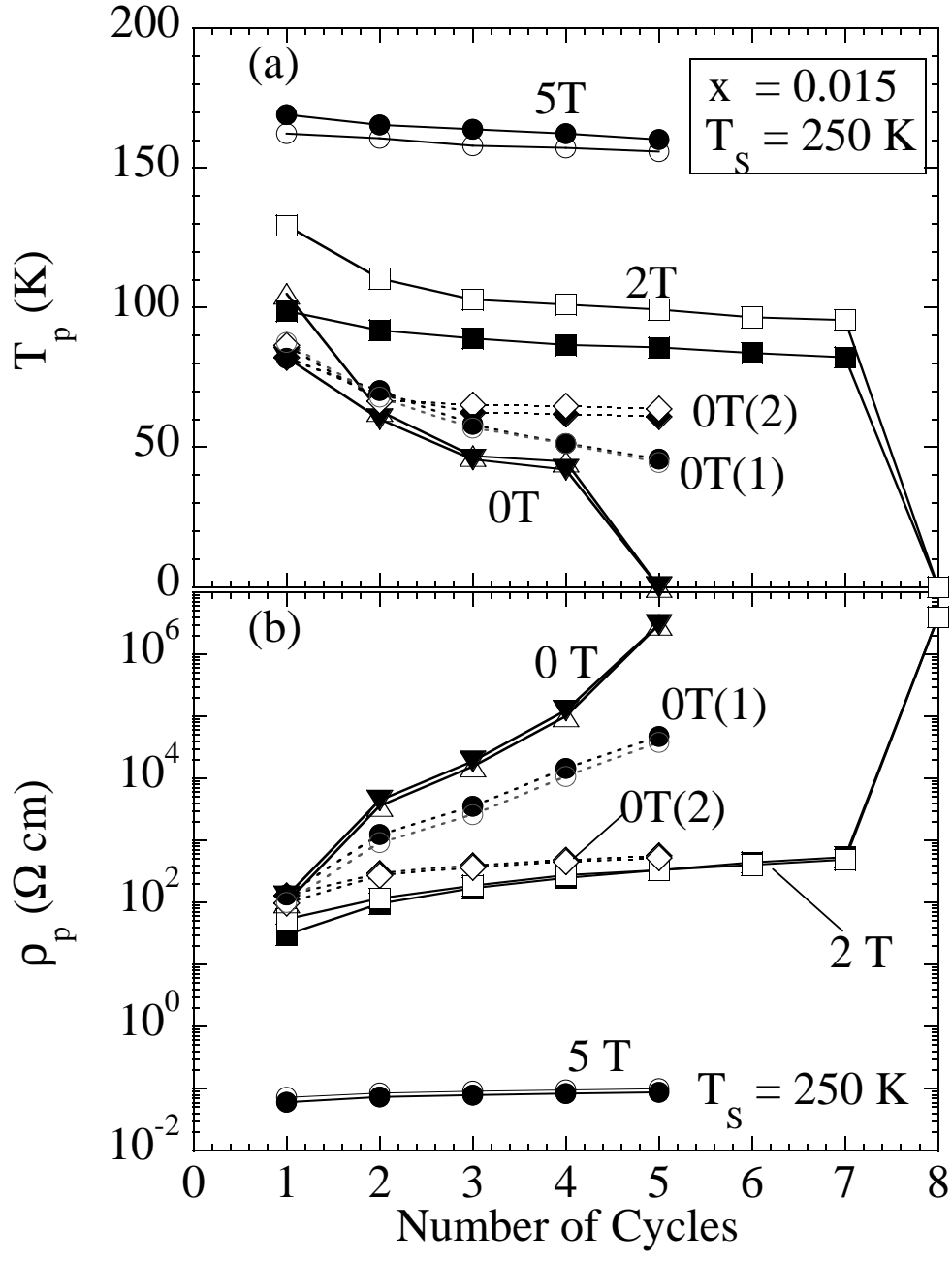


FIG. 3
R. Mahendiran

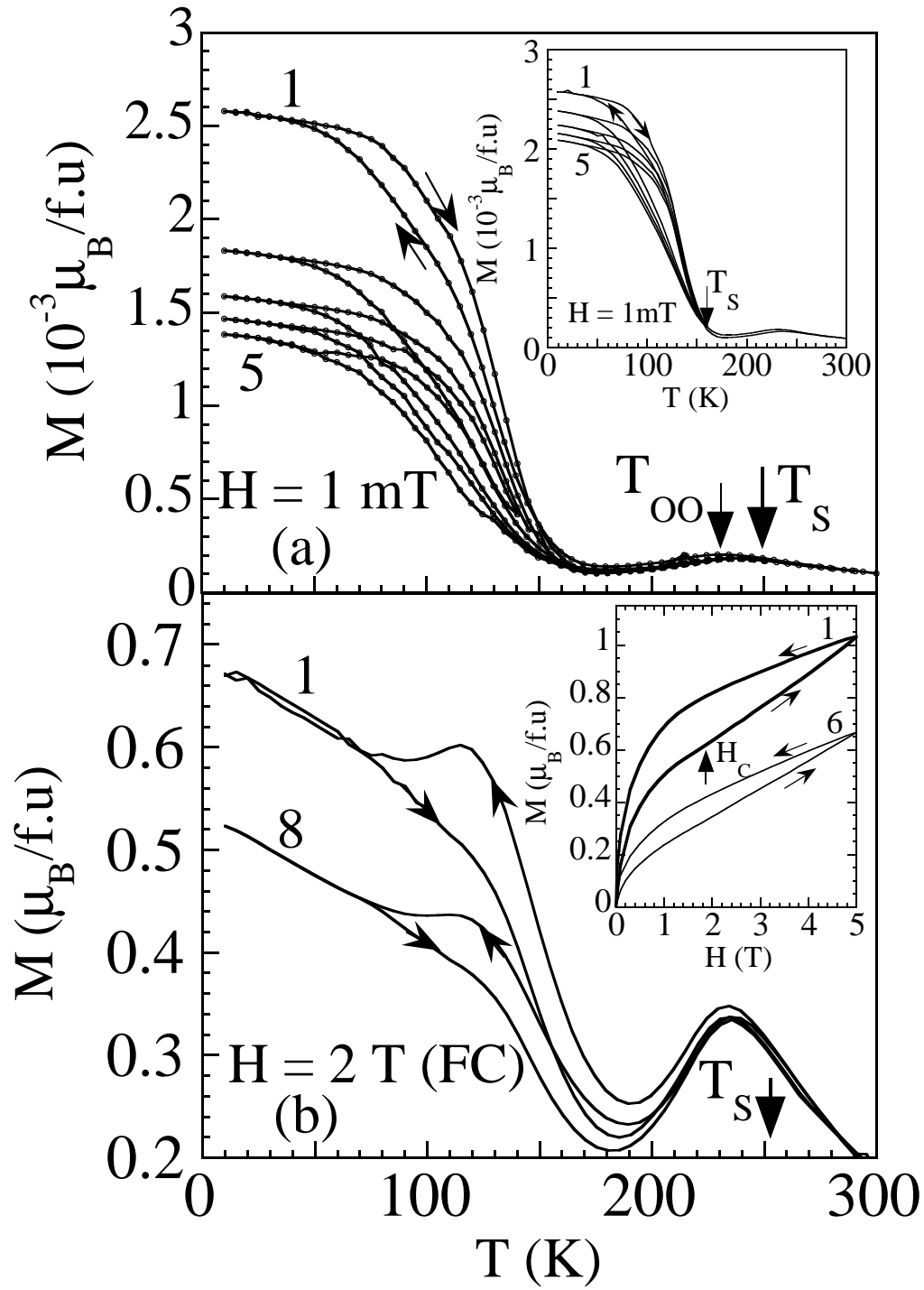


FIG. 4
R. Mahendiran et al

