

## Dynamic instability of a rotating Bose-Einstein condensate

Subhasis Sinha and Yvan Castin

Laboratoire Kastler Brossel, Ecole normale supérieure, 24 rue Lhomond, 75 231 Paris Cedex 5, France  
(18 January 2001)

We consider a Bose-Einstein condensate subject to a rotating harmonic potential, in connection with recent experiments leading to the formation of vortices. We use the classical hydrodynamic approximation to the non-linear Schrödinger equation to determine almost analytically the evolution of the condensate. We predict that this evolution can exhibit dynamical instabilities, for the stirring procedure previously demonstrated at ENS and for two new stirring procedures that we put forward. These instabilities take place within the range of stirring frequency and amplitude for which vortices are produced experimentally. They are therefore a possible initiating mechanism for vortex nucleation.

03.75.Fi, 05.30.Jp

Quantized vortices in superfluid helium II, in particular the issue of vortex nucleation in a rotating container, have long been the subject of intense work [1]. With the recent production of gaseous Bose-Einstein condensates [2] the subject has gained a renewed interest. On the experimental side, two groups have succeeded in obtaining vortices in atomic condensates, with two different techniques. At JILA a condensate with no vortex in a spin state  $a$  is coherently transferred to another spin state  $b$  with a position dependent coupling amplitude leading to a condensate with a non-trivial circulation in  $b$  [3]. At the ENS the technique resembles the one used in helium: by superimposing a rotating laser beam onto the magnetic trap holding the atoms one creates a harmonic rotating potential with adjustable anisotropy and rotation frequency. For a well chosen range of variation for one or several vortices are nucleated, and then detected as holes in the density profile of the gas after ballistic expansion [4] or by a measurement of the angular momentum of the condensate [5]. A striking feature of the experimental results in [4,5] is that the minimal rotation frequency  $\omega_{\text{nuc}}$  to nucleate a vortex for a weak anisotropy is  $0.65\omega_z$ , where  $\omega_z$  is the oscillation frequency of the atoms in the  $x-y$  plane for a vanishing anisotropy, whatever the number of atoms or the oscillation frequency  $\omega_z$  along  $z$  considered in the experiment.

On the theoretical point of view the JILA experiment is well described [6] by a time-dependent solution of the non-linear Schrödinger equation, the so-called Gross-Pitaevskii equation (GPE), giving the evolution of the condensate wavefunction in the mean field approximation [7]. For the theoretical analysis of the ENS experiment the situation is more subtle. Two lines of thought can be

found in the literature.

The first line of thought, inspired by the case of superfluid helium, predicts critical rotation frequencies for vortex nucleation from thermodynamic arguments. Three rotation frequencies have been introduced:  $\omega_c$  such that the condensates with no vortex and with one vortex have the same energy in the rotating frame [8,11],  $\omega_m$  such that the condensate with one vortex becomes a local minimum of energy [12,13], and  $\omega_u$  such that the condensate with no vortex is no longer a local minimum of energy [14]. These proposed values for the vortex nucleation frequency fail to reproduce the experimental results at ENS: they predict values of  $\omega_{\text{nuc}} = ?$  (i) significantly different from the observed value of  $0.65\omega_z$ , or (ii) depending on the trap aspect ratio  $\lambda_z = ?$  or the atom number, in contradiction with the observations.

The second line of thought considers the time dependent problem of a condensate subject to a stirring potential. The results available in the literature up to now integrate numerically the time dependent GPE. The considered stirring potential was a narrow Gaussian spoon in [15], and a rotating harmonic trap as in the ENS experiment in [12,16]. The results are encouraging as vortices can indeed be nucleated, in a parameter range compatible with the ENS experiment. However a precise determination of the nucleation frequency is challenging (in particular in three dimensions) as the time required for the vortex formation is a priori unknown. Also not much physical insight is obtained from the numerics.

In this paper we investigate the time dependent problem of a Bose-Einstein condensate in a rotating harmonic trap using the classical hydrodynamic approximation to the time dependent GPE. This approximation can be applied when the mean interaction energy per particle in the condensate is much larger than the quanta of oscillations of the atoms in the harmonic trap, in the so-called Thomas-Fermi regime [17], a condition satisfied in the ENS experiment. The equations of motion then become formally equivalent to hydrodynamic equations for a classical fluid without viscosity, with the constraint that the velocity field is a gradient. Such equations of motion and their ability to nucleate vortices have been intensively studied but in different geometries, typically for a superfluid flow around an obstacle [18]. It turns out that the present case of a harmonic trap leads to a considerable simplification of the problem: it is possible to reformulate the partial differential hydrodynamic equations in terms of ordinary differential equations, which allow an almost analytical solution.

Our main result is the discovery of dynamical instabilities in the evolution of the condensate for a certain range of the rotation frequency and of the trap anisotropy. The instability range that we predict is very close to the experimentally observed range of vortex nucleation, for various stirring procedures. For the stirring procedure of [4,5] we predict an "universal" numerical value 0.7 for  $\omega_{\text{nuc}}/\omega_z$  for low anisotropies, close to the experimental value 0.65. We also investigate two new excitation procedures to nucleate vortices, that have been very recently implemented at ENS [19]: for these procedures the agreement of our theory with experiment is even better.

In our model atoms are trapped in a harmonic potential rotating at the instantaneous frequency  $\omega(t)$  around z axis. For convenience all the calculations of this paper are done in a rotating frame where the trap axes are fixed. The trapping potential then reads:

$$U(\mathbf{r};t) = \frac{1}{2}m\omega_x^2(t)x^2 + \frac{1}{2}m\omega_y^2(t)y^2 + \frac{1}{2}m\omega_z^2(t)z^2 \quad (1)$$

where  $m$  is the mass of an atom,  $\omega(t)$  is the trap anisotropy at time  $t$ . The parameters  $\omega_x$  and  $\omega_z$  are the atomic oscillation frequencies in transverse and axial directions for vanishing anisotropy of the stirring potential. Within the mean-field approximation, the time evolution of the condensate field  $\psi(\mathbf{r};t) = \sqrt{N_0} \phi(\mathbf{r};t)$ , where  $N_0$  is the number of condensate particles and  $\phi(\mathbf{r};t)$  is the condensate wavefunction, can be described by the time dependent GPE:

$$i\hbar \frac{\partial \phi}{\partial t} = -\frac{\hbar^2}{2m} \nabla^2 \phi + U(\mathbf{r};t) \phi + g |\phi|^2 \phi - \hbar \omega(t) \hat{L}_z \phi; \quad (2)$$

where  $g = 4\pi\hbar^2 a/m$  is the coupling constant, proportional to the s-wave scattering length  $a$  of the atoms, here taken to be positive, and where the inertial term proportional to the angular momentum operator  $\hat{L}_z$  accounts for the frame rotation. The condensate field can be written in terms of condensate density and phase  $S$ ,

$$\phi(\mathbf{r};t) = \sqrt{n(\mathbf{r};t)} e^{iS(\mathbf{r};t)/\hbar}; \quad (3)$$

The equation obtained from the GPE for  $\phi$  is just the continuity equation. The equation for  $S$  contains the so-called quantum pressure term  $\hbar^2 \nabla^2 \sqrt{n} / (2m \sqrt{n})$  that we neglect here as compared to the mean-field term  $g n$  in the Thomas-Fermi approximation. We obtain:

$$\frac{\partial S}{\partial t} = -\text{div} \left( \frac{\hbar \nabla S}{m} \right) - \omega(t) S \quad (4)$$

$$\frac{\partial S}{\partial t} = -\frac{(\hbar \nabla S)^2}{2m} + U(\mathbf{r};t) + g n - \omega(t) S \quad (5)$$

A very fortunate feature of the harmonic trap is that these superfluid hydrodynamic equations can be solved

exactly for a condensate initially at equilibrium in the non-rotating trap with the following quadratic ansatz for the condensate density and phase [20]:

$$\rho_c(\mathbf{r};t) = \rho_0(t) + \frac{m\omega_x^2(t)}{g} \sum_{i,j=1}^3 x_i A_{ij}(t) x_j; \quad (6)$$

$$S_c(\mathbf{r};t) = S_0(t) + m\omega_z(t) \sum_{i,j=1}^3 x_i B_{ij}(t) x_j; \quad (7)$$

where  $x_1, x_2$  and  $x_3$  are the coordinates along  $x, y$  and  $z$  axes respectively. The time dependent dimensionless coefficients  $A_{ij}$  and  $B_{ij}$  form  $3 \times 3$  symmetric matrices  $A$  and  $B$  which from Eqs.(4, 5) obey the evolution equations:

$$\omega_x \frac{dA}{dt} = 2A \text{Tr} B - 2fA;Bg + \frac{1}{\omega_x} [R;A]; \quad (8)$$

$$\omega_z \frac{dB}{dt} = 2B^2 - W - A + \frac{1}{\omega_z} [R;B] \quad (9)$$

where  $f;g$  stands for the anti-commutator,  $[;]$  stands for the commutator of two matrices, the matrix  $W$  is diagonal, with components  $W_{11} = (1 + \omega_x(t))^2$ ,  $W_{22} = (1 + \omega_y(t))^2$ , and  $W_{33} = (\omega_z(t))^2$ , and the matrix  $R$ , originating from the vectorial product in  $\hat{L}_z$ , has vanishing elements except for  $R_{12} = R_{21} = 1$  [21]. Note that these equations do not depend on the number of atoms  $N_0$  nor on the coupling constant  $g$ .

In a first stage, it is physically very important to study steady state solutions of the above equations. We restrict to solutions that have the same symmetry as the initial state: even parity along  $z$ , this parity being preserved by time evolution. We then find a unique solution, reproducing the results of [22]: the phase of the condensate varies as  $S(\mathbf{r}) = m\omega_z xy$  where  $\omega_z$  is a real root of

$$\omega_z^3 + \omega_x \omega_y \omega_z - 2\frac{\omega_x^2 \omega_y^2}{\omega_z} = 0; \quad (10)$$

The steady state matrix  $A$  is diagonal with elements given in [22]. We have plotted in figure 1 the values of  $\omega_x$  as function of the rotation frequency for a fixed anisotropy. For  $\omega_x$  between zero and a bifurcation value  $\omega_{\text{bif}}(\omega_z)$  depending on  $\omega_z$  there is a single branch of solution for  $\omega_x$ . This branch is supplemented by two extra branches when  $\omega_x > \omega_{\text{bif}}(\omega_z)$ .

We now turn back to the time dependent problem. Clearly a vortex can never be nucleated within the quadratic ansatz (6,7). The actual scenario for the vortex nucleation that we put forward is the following: initially very small deviations  $\delta\rho(\mathbf{r};t)$  of the condensate density and  $\delta S(\mathbf{r};t)$  of the condensate phase from the quadratic shapes  $\rho_c$  and  $S_c$  may grow exponentially fast in the course of time evolution, eventually leading the condensate to a structure very different from Eqs.(6,7). This may happen when a dynamical instability is present.

To reveal such an instability we obtain from the evolution equations (4, 5) linearized equations of motion for initially small deviations  $\delta S$  from  $S_c$  and  $\delta S_c$ :

$$\frac{D}{Dt} \delta S = \text{div} \left( \frac{\tilde{r}}{m} \delta S \right) - \frac{\tilde{r}^2 \delta S_c}{m}; \quad (11)$$

$$\frac{D}{Dt} \delta S_c = g : \quad (12)$$

In these equations, we have introduced the convective derivative  $\frac{D}{Dt} = \frac{\partial}{\partial t} + \mathbf{v}_c(\mathbf{r};t) \cdot \nabla$  where  $\mathbf{v}_c = \tilde{r} S_c / m \sim \mathbf{r}$  is the velocity field of the condensate in the rotating frame. A polynomial ansatz for  $S$  and  $S_c$  of an arbitrary total degree  $n$  in the coordinates  $x, y$  and  $z$  solves these linear equations exactly. This is another nice consequence of the harmonicity of the trap. In practice, we calculate numerically the evolution operator  $U_n(t)$  mapping the coefficients of the polynomials at time zero onto their values after a time evolution  $t$ . Dynamical instability takes place when one or several eigenvalues of  $U_n$  grow exponentially fast with time  $t$ . Note that after rescaling of the variables, Eqs.(11,12) become independent of the number of atoms  $N_0$  and the coupling constant  $g$ , in a way similar to Eqs.(8,9).

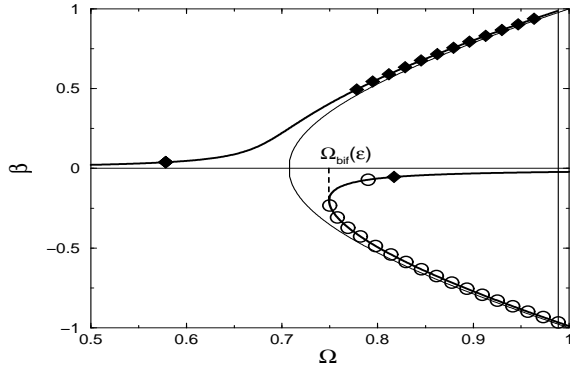


FIG. 1. Phase parameter  $\beta$  for a steady state condensate as function of the rotation frequency  $\Omega$  in units of  $\Omega_0$ . Thin curves:  $\beta = 0$ . Thick curves:  $\beta = 0.022$ . For  $\beta = 0.022$  and  $\Omega_z = \Omega_0$  we have indicated a dynamical instability of lowest degree  $n = 2$  with empty circles, and of lowest degree  $n = 3$  with filled diamonds. The vertical line is the border of the center of mass instability domain for  $\beta = 0.022$ .

Now we perform a linear stability analysis for three different stirring procedures of the condensate.

**Procedure I:** The ellipticity of the stirring potential is kept fixed and the rotation frequency  $\Omega(t)$  of the stirrer is very slowly ramped up from zero to its final value. The condensate, initially in steady state with a vanishing parameter  $\beta$ , adiabatically follows the upper branch of steady states with  $\beta = 0$ , see figure 1. It is then sufficient to determine the dynamic stability of the upper branch of steady states. This greatly simplifies the calculation as one just has to identify eigenmodes of

Eqs.(11,12) evolving in time as  $\exp(\lambda t)$  where the eigenvalue  $\lambda$  is a complex number. Dynamical instability takes place when  $\lambda$  can have a strictly positive real part. As shown in figure 1 for  $\beta = 0.022$  we find that the upper branch for  $\beta = 0$  is stable for modes of degree  $n = 2$  but presents two instability intervals for the modes of degree  $n = 3$ , a very narrow interval around  $\Omega = 0.58\Omega_0$  and a broader interval starting at  $\Omega = 0.778\Omega_0$ .

We have investigated in a systematic way the instability range of the upper branch of steady states, by varying the anisotropy  $\beta$ , the rotation frequency  $\Omega$  and the degree  $n$ , see figure 2a. The instability range is mainly made of crescents, each having on the  $\beta = 0$  axis (i) a broad basis at  $\Omega > \Omega_0/2$ , with a non-zero instability exponent, and (ii) a very narrow edge at  $\Omega < \Omega_0/2$  with a vanishing instability exponent. We show in figure 2b that the maximal instability exponent  $\text{Re}(\lambda)$  for  $n = 3$  has a remarkably weak dependence on  $\Omega_z = \Omega_0$ .

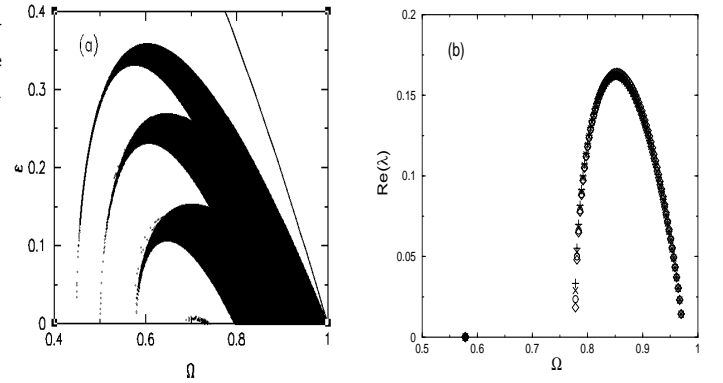


FIG. 2. For the upper branch of steady state condensates: (a) Dark areas: instability domain in the  $(\Omega, \beta)$  plane for  $\Omega_z = \Omega_0$  for degrees  $n$  up to 5. Solid line: border  $\beta = (1 - \Omega/\Omega_0)^{1/2}$  of the branch existence domain. (b) Maximal instability exponent  $\text{Re}(\lambda)$  for  $n = 3$  as function of  $\Omega$ , for  $\beta = 0.022$ , and  $\Omega_z = \Omega_0$  ( $\circ$ ),  $0.5\Omega_0$  ( $\square$ ),  $1.0\Omega_0$  ( $\triangle$ ) and  $8\Omega_0$  ( $+$ ).  $\text{Re}(\lambda)$  are in units of  $\Omega_0$ .

**Procedure II:** Now we discuss the situation when the stirrer is rotated at a fixed frequency  $\Omega$ , and the anisotropy of the stirring potential is switched on very slowly from zero to  $\beta$ . In this process of stirring, three different situations are possible. When  $\beta$  is smaller than the  $\beta = 0$  bifurcation frequency  $\Omega_0/2$ , the condensate adiabatically follows the upper branch of steady state. This case is similar to procedure I. If the rotation frequency is larger than the final bifurcation frequency  $\Omega_{bif}(\beta)$ , but smaller than the border line of center of mass instability, the condensate adiabatically follows the middle branch of steady state and remains stable, except for very narrow intervals of values of  $\beta$ , see figure 1. When the rotation frequency is within the range  $\Omega_0/2 < \Omega < \Omega_{bif}(\beta)$ , the condensate follows adiabatically the middle branch of steady state until this middle branch disappears, which occurs at time  $t$  such that

$\text{Re}(\lambda_i(t)) = 0$ . At later times the condensate is subject to oscillations, that we have found numerically to have a cubic dynamical instability.

**Procedure III:** This is the original experimental scenario of [4,5], where the stirring potential is rotated at a fixed frequency and the ellipticity of the stirrer is linearly turned on from zero to its final value  $\epsilon_f$  in the short time  $t_{\text{rot}} = 10^{-3}$  s. In this case we cannot rely at all on adiabatic following and we perform a numerical linear stability analysis of the full time dependent solution. This reveals that within certain range of rotation frequency the system becomes dynamically unstable, see figure 3. In the limit of a low anisotropy the instability sets in when the rotation frequency reaches the value  $\Omega = 0.71$ : in the lab frame, the stirring potential of frequency  $2$  is then resonant with a quadrupolar mode [17,23] of the condensate of frequency  $2\Omega$  and induces large amplitude oscillations of the condensate. For larger values of  $\epsilon_f$ , the instability interval in  $\Omega$  broadens. We have also checked that the instability interval depends weakly on  $t_{\text{rot}} = 10^{-3}$  s, see figure 3.

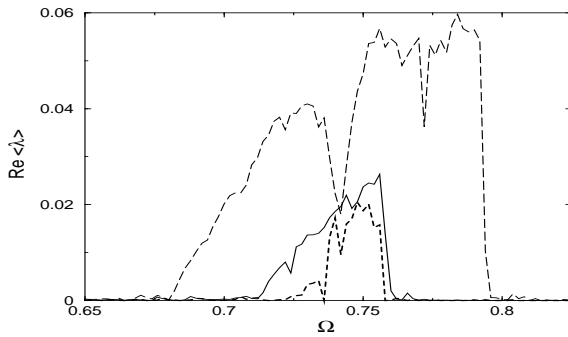


FIG. 3. For the stirring procedure III (see text), mean instability exponent  $\text{Re}(\lambda_i) = \ln |Z_{\text{max}}(t)|/t$  in units of  $1/\tau$  as function of  $\Omega$  in units of  $1/\tau$ .  $Z_{\text{max}}(t)$  is the largest modulus eigenvalue of  $U_n(t)$  for  $n = 3$ ,  $t = 600/\tau$ . Solid line:  $\epsilon_f = 0.022$  and  $\epsilon_z = 0.1$ . Dashed line:  $\epsilon_f = 0.054$  and  $\epsilon_z = 0.1$ . Dotted line:  $\epsilon_f = 0.022$  and  $\epsilon_z = 0.18$ .

What is the connection between the dynamical instabilities found here and the nucleation of vortices? To obtain a theoretical answer to this question, one has to go beyond a linear stability analysis to determine the evolution of the condensate in the long run: we have checked by a numerical integration of the time dependent GPE in two dimensions, that vortices are indeed nucleated in the instability domains predicted in this paper; a three-dimensional solution of the GPE is under way. An experimental answer to this question for the stirring procedures I and II has been provided very recently by our colleagues at ENS [19]: the instability domains predicted here are in excellent agreement with the experimental vortex nucleation domains. The agreement is less quantitative for procedure III: we find a nucleation frequency of  $0.71$  rather than  $0.65$  for low  $\epsilon_f$ .

In summary, the dynamical instabilities that we have identified provide an initiating mechanism for the production of vortices in a condensate stirred by a harmonic potential. The detailed nucleation procedure, deviations from the Thomas-Fermi approximation and finite temperature effects are the subject of a future work.

We thank S. Rica, V. Hakim, G. Shlyapnikov, F. Chevy, K. M. Madison and J. Dalibard for helpful discussions. We acknowledge financial support from Ministère de la Recherche et de la Technologie. LKB is a unité de recherche de l'École normale supérieure et de l'Université Pierre et Marie Curie, associée au CNRS.

- 
- [1] R. J. Donnelly, *Quantized vortices in Helium II* (Cambridge, 1991).
  - [2] For a review see e.g. *Bose-Einstein Condensation in Atomic gases*, eds M. Inguscio, S. Stringari, and C. E. Wieman (IOS Press, Amsterdam, 1999).
  - [3] M. R. Matthews, B. P. Anderson, P. C. Haljan, D. S. Hall, C. E. Wieman, and E. A. Cornell, *Phys. Rev. Lett.* **83**, 2498 (1999).
  - [4] K. W. Madison, F. Chevy, W. Wohlleben, and J. Dalibard, *Phys. Rev. Lett.* **84**, 806 (2000).
  - [5] F. Chevy, K. W. Madison, and J. Dalibard, *Phys. Rev. Lett.* **85**, 2223 (2000).
  - [6] J. Williams and M. Holland, *Nature* **401**, 568 (1999).
  - [7] F. Dalfovo, S. Giorgini, L. P. Pitaevskii, and S. Stringari, *Rev. Mod. Phys.* **71**, 463 (1999).
  - [8] G. Baym and C. J. Pethick, *Phys. Rev. Lett.* **76**, 6 (1996).
  - [9] F. Dalfovo and S. Stringari, *Phys. Rev. A* **53**, 2477 (1996).
  - [10] S. Sinha, *Phys. Rev. A* **55**, 4325 (1997).
  - [11] E. Lundh, C. J. Pethick, and H. Smith, *Phys. Rev. A* **55**, 2126 (1997).
  - [12] D. L. Feder, A. A. Svidzinsky, A. L. Fetter, and C. W. Clark, *Phys. Rev. Lett.* **86**, 564 (2001).
  - [13] Y. Castin and R. Dum, *Eur. Phys. J. D* **7**, 399 (1999).
  - [14] T. Isohima, K. Machida, *Phys. Rev. A* **60**, 3313 (1999).
  - [15] B. M. Caradoc-Davies, R. J. Ballagh, and K. Burnett, *Phys. Rev. Lett.* **83**, 895 (1999).
  - [16] David L. Feder, Charles W. Clark, Barry I. Schneider, *Phys. Rev. A* **61**, 011601 (2000).
  - [17] S. Stringari, *Phys. Rev. Lett.* **77**, 2360 (1996).
  - [18] See e.g. C. Josserand, Y. Pomeau, and S. Rica, *Physica D* **134**, 111 (1999) and references therein.
  - [19] F. Chevy, K. W. Madison, and J. Dalibard, cond-mat/0101051.
  - [20]  $\phi$  is set to zero where the ansatz is negative.
  - [21] A scaling formulation of the ansatz is given by P. Storey and M. Olshanii, *Phys. Rev. A* **62**, 033604 (2000).
  - [22] A. Recati, F. Zambelli and S. Stringari, *Phys. Rev. Lett.* **86**, 377 (2001).
  - [23] F. Dalfovo and S. Stringari, *Phys. Rev. A* **63**, 011601(R) (2000).