

Weak localization in ferromagnets with spin-orbit interaction

V. K. Dugaev^{1,2}, P. Bruno¹, and J. Barnaś^{3,4}

¹*Max-Planck-Institut für Mikrostrukturphysik, Weinberg 2, D-06120 Halle, Germany*

²*Institute of Materials Science Problems, Vilde 5, 58001 Chernovtsy, Ukraine*

³*Department of Physics, A. Mickiewicz University, ul. Umultowska 85, 61-614 Poznań, Poland*

⁴*Institute of Molecular Physics, Polish Academy of Sciences,
ul. M. Smoluchowskiego 17, 60-179 Poznań, Poland*

(Received December 2, 2024)

Weak localization corrections to conductivity of ferromagnetic systems are studied theoretically in the case when spin-orbit interaction plays a significant role. Two cases are analyzed in detail: (i) the case when the spin-orbit interaction is due to scattering from impurities, and (ii) the case when the spin-orbit interaction results from reduced dimensionality of the system and is of the Bychkov-Rashba type. Results of the analysis show that the localization corrections to conductivity of ferromagnetic metals lead to a negative magnetoresistance – also in the presence of the spin-orbit scattering. Positive magnetoresistance due to weak antilocalization, typical of nonmagnetic systems, does not occur in ferromagnetic systems. In the case of two-dimensional ferromagnets, the quantum corrections depend on the magnetization orientation with respect to the plane of the system.

PACS numbers: 72.25.-b, 72.15.Rn, 73.20.Fz

I. INTRODUCTION

Owing to the giant magnetoresistance effect discovered in artificially layered structures,^{1,2} transport properties of low-dimensional magnetic systems were extensively studied in the past decade. The huge interest was stimulated by applications of the effect in magnetoelectronics, particularly in read/write heads, field sensors, random access memory elements, and others.³ Since the effect exists also at room temperatures (which is important for applications), there was only a little interest in the low temperature regime, where quantum corrections to conductivity may play a certain role. This regime, however, may be important in view of possible applications of metallic and/or semiconducting magnetic systems in spintronics⁴ and quantum computing.⁵

The quantum corrections to electrical conductivity, related to scattering of electrons from impurities in non-magnetic metals and doped semiconductors, were extensively studied in the past two decades.^{6–9} However, the problem of quantum corrections in ferromagnetic metals is still unexplored. Only a few works on this subject can be found in the relevant literature. One should mention here one theoretical work¹⁰ and a few reports on experiments,^{11–16} which prove the existence and importance of the quantum corrections related to both weak localization and electron-electron interaction effects. The theoretical description,¹⁰ however, was devoted mainly to the effect of localization on the spin-density fluctuations in the vicinity of the ferromagnetic transition.

It is well known that the quantum corrections due to weak localization in nonmagnetic systems are suppressed by a sufficiently large external magnetic field. One may then expect a similar suppression of weak localization by an internal magnetic field H_{int} . But this point is still not

definitely clear from the experimental point of view, at least for some kinds of ferromagnetic materials. It is then reasonable to assume that internal magnetic field existing inside the ferromagnets may reduce the localization corrections instead of destroying them totally. Very likely, one can expect only a slight effect of H_{int} in the case of newly developed magnetic semiconductors like GaMnAs alloys.¹⁷

Spin-orbit (SO) scattering from paramagnetic impurities in non-magnetic metals is known to have a significant influence on the quantum corrections. It can reverse the sign of the localization correction (so-called weak antilocalization effect), which results in a positive magnetoresistance at weak magnetic fields.^{18–20} However, SO interaction may also result from other sources, like for example the Dresselhaus²¹ or Bychkov-Rashba²² terms in the relevant Hamiltonian. These terms are related to the lack of inversion symmetry in certain crystals or to reduced dimensionality in quantum-confined structures, respectively. In the context of weak localization theory, this type of spin-orbit interaction has been studied by Aronov and Lyanda-Geller.^{23–25}

Recently, there is a large interest in SO interaction in magnetically ordered materials. First, the SO scattering is believed to be responsible for the anomalous Hall effect in ferromagnets.^{26–28} Second, the SO interaction is one of the main interactions which determine the spin diffusion length. The latter quantity plays a crucial role in the dependence of the giant magnetoresistance effect on the sublayer thicknesses, when the current flows perpendicularly to the films.^{29,30}

In this paper we study the localization corrections to conductivity of ferromagnetic systems in the presence of SO scattering from defects and also in the presence of the Bychkov-Rashba term. It is well known that in non-

magnetic materials the spin-orbit scattering is crucial for the localization correction. As it was already mentioned above, the SO scattering leads to weak antilocalization, i.e., to positive magnetoresistance at small magnetic fields.^{18–20} The situation in ferromagnetic metals, however, is significantly different. We show that the processes leading to weak antilocalization in nonmagnetic systems are suppressed in ferromagnets, so SO interaction gives rise only to a negative magnetoresistance.

In Sections 2 and 3 we derive the formula for the Cooperon and quantum correction to conductivity in three-dimensional (3D) ferromagnets. Two dimensional (2D) ferromagnets are considered in Section 4, while quantum wells and possible crossover from 2D to 3D case are discussed in Section 5. The influence of SO interaction in the form of Bychkov-Rashba term is studied in Section 6. Finally, conclusions and summary are in Section 7.

II. COOPERON IN A 3D FERROMAGNET

We consider the following model Hamiltonian of a ferromagnet with SO scattering:

$$H = \int d^3\mathbf{r} \psi^\dagger(\mathbf{r}) \left[-\frac{\nabla^2}{2m} - M\sigma_z + V(\mathbf{r}) \right] \psi(\mathbf{r}), \quad (1)$$

where the axis z is assumed to be along the magnetization \mathbf{M} , ψ is a spinor field with the components ψ_\uparrow and ψ_\downarrow , and we put $\hbar = 1$. The random potential $V(\mathbf{r})$ of impurities consists of two statistically independent components – the component independent of the electron spin, described by the random potential $V_0(\mathbf{r})$, and the spin-orbit component $V_{so}(\mathbf{r})$. Matrix elements of the latter component have the form

$$(V_{so})_{\mathbf{k}\alpha, \mathbf{k}'\beta} = i V_1 (\mathbf{k} \times \mathbf{k}') \cdot \boldsymbol{\sigma}_{\alpha\beta} \quad (2)$$

for the transitions $(\mathbf{k}, \alpha) \rightarrow (\mathbf{k}', \beta)$, where V_1 is a constant, \mathbf{k} and \mathbf{k}' are the initial and final electron wavevectors, α and β describe the corresponding spin states, and $\boldsymbol{\sigma} = (\sigma_x, \sigma_y, \sigma_z)$ are the Pauli matrices.

The key component of the weak localization theory is the Cooperon,^{6–9} which can be presented by a ladder in the particle-particle channel with two propagators describing electrons with almost vanishing total momentum and with very close energy parameters (so-called Cooper channel). In the case of ferromagnets, and as long as $M \gg 1/\tau$, where τ is the momentum relaxation time, this channel does not include ladder elements with Green functions corresponding to opposite spin orientations. This is a crucial point of our description, which leads to the absence of weak antilocalization in ferromagnets.

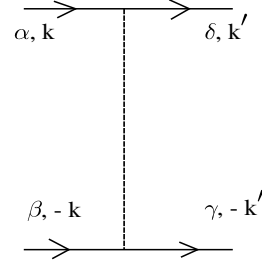


FIG. 1. The bare scattering amplitude.

In the case of weak scattering potential and upon averaging over the random field $V(\mathbf{r})$, one finds the following bare scattering amplitude (see Fig.1):

$$\Gamma_{\alpha\beta\gamma\delta}^0 = a\delta_{\alpha\delta}\delta_{\beta\gamma} - b \left(\sigma_{\alpha\delta}^x \sigma_{\beta\gamma}^x + \sigma_{\alpha\delta}^y \sigma_{\beta\gamma}^y \right) - t_{\alpha\beta\gamma\delta}, \quad (3)$$

where $t_{\alpha\beta\gamma\delta}$ is a diagonal matrix in the space of $(\uparrow\uparrow), (\uparrow\downarrow), (\downarrow\uparrow), (\downarrow\downarrow)$ states,

$$\mathbf{t} = \text{diag}(d_1, d_3, d_3, d_2), \quad (4)$$

and we introduced the following definitions:

$$a = N_i V_0^2 = \frac{1}{2\pi\nu_\uparrow\tau_{0\uparrow}} = \frac{1}{2\pi\nu_\downarrow\tau_{0\downarrow}}, \quad (5)$$

$$b = N_i V_1^2 \lambda_0 k_{F\uparrow}^2 k_{F\downarrow}^2, \quad (6)$$

$$d_1 = N_i V_1^2 \lambda_0 k_{F\uparrow}^4 = \frac{1}{2\pi\nu_\uparrow\tau_{so\uparrow}^z}, \quad (7)$$

$$d_2 = N_i V_1^2 \lambda_0 k_{F\downarrow}^4 = \frac{1}{2\pi\nu_\downarrow\tau_{so\downarrow}^z}, \quad (8)$$

$$d_3 = -N_i V_1^2 \lambda_0 k_{F\uparrow}^2 k_{F\downarrow}^2, \quad (9)$$

with λ_0 defined as

$$\lambda_0 = \overline{(\mathbf{n}_\mathbf{k} \times \mathbf{n}_{\mathbf{k}'})^2} = \frac{2}{9}. \quad (10)$$

In the above equations N_i is the concentration of scattering centers, ν_\uparrow and ν_\downarrow are the densities of states at the Fermi level for spin-up (majority) and spin-down (minority) electrons, while $k_{F\uparrow}$ and $k_{F\downarrow}$ are the Fermi wavevectors for spin-up and spin-down electrons. The relaxation times $\tau_{0\uparrow}$ and $\tau_{0\downarrow}$, defined by Eq.(5), are the momentum relaxation times in the absence of SO scattering, whereas the relaxation times $\tau_{so\uparrow}^z$ and $\tau_{so\downarrow}^z$, defined by Eqs.(7) and (8), are due to the SO scattering. The averaging in Eq. (10) is over all orientations of the unit vectors $\mathbf{n}_\mathbf{k}$ and $\mathbf{n}_{\mathbf{k}'}$, where $\mathbf{n}_\mathbf{k} = \mathbf{k}/k$ and $\mathbf{n}_{\mathbf{k}'} = \mathbf{k}'/k'$.

Using Eq.(3), we find the following bare scattering amplitudes for the spin-up and spin-down electrons:

$$\Gamma_\uparrow^0 \equiv \Gamma_{\uparrow\uparrow\uparrow\uparrow}^0 = a - d_1 = \frac{1}{2\pi\nu_\uparrow\tau_{0\uparrow}} - \frac{1}{2\pi\nu_\uparrow\tau_{so\uparrow}^z}, \quad (11)$$

$$\Gamma_{\downarrow}^0 \equiv \Gamma_{\downarrow\downarrow\downarrow\downarrow}^0 = a - d_2 = \frac{1}{2\pi\nu_{\downarrow}\tau_{0\downarrow}} - \frac{1}{2\pi\nu_{\downarrow}\tau_{so\downarrow}^z}. \quad (12)$$

One should note at this point that the bare elements $\Gamma_{\uparrow\downarrow\uparrow\downarrow}^0$ and $\Gamma_{\downarrow\uparrow\downarrow\uparrow}^0$ do not contribute to the Cooper-channel diagrams in the case of ferromagnetic systems as long as $M \gg 1/\tau$, as we already stated before. Apart from this, in a 3D case Γ^0 does not contain the components $\Gamma_{\uparrow\uparrow\downarrow\downarrow}^0$ and $\Gamma_{\downarrow\downarrow\uparrow\uparrow}^0$, which vanish due to the rotational symmetry in the x - y plane, as can also be concluded from Eq.(3).

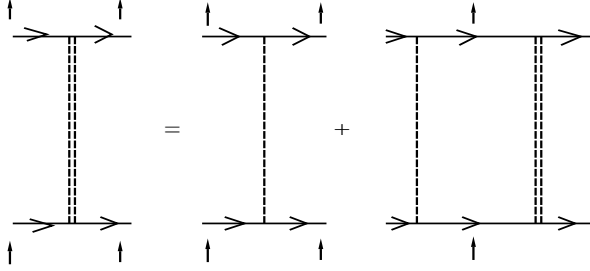


FIG. 2. Ladder diagram for the Cooperon in 3D case.

Summing up the ladder diagrams contributing to the renormalized scattering amplitude $\Gamma_{\uparrow}(\omega, q) \equiv \Gamma_{\uparrow\uparrow\uparrow\uparrow}(\omega, q)$ in the Cooper channel with small transferred energy ω and momentum q ^{6,7} (see Fig.2), one obtains the equation

$$\Gamma_{\uparrow}(\omega, q) = \Gamma_{\uparrow}^0 + \Gamma_{\uparrow}^0 \Pi_{\uparrow}(\omega, q) \Gamma_{\uparrow}(\omega, q), \quad (13)$$

where

$$\begin{aligned} \Pi_{\uparrow}(\omega, q) &= \int \frac{d^3\mathbf{k}}{(2\pi)^3} G_{\uparrow}^R(\omega, \mathbf{k} + \mathbf{q}) G_{\uparrow}^A(0, -\mathbf{k}) \\ &\simeq 2\pi\nu_{\uparrow}\tau_{\uparrow} (1 - D_{\uparrow}q^2\tau_{\uparrow} + i\omega\tau_{\uparrow}). \end{aligned} \quad (14)$$

Here, G_{\uparrow}^R and G_{\uparrow}^A are the retarded and advanced Green's functions, $D_{\uparrow} = \frac{1}{3}v_F^2\tau_{\uparrow}$ is the diffusion coefficient, v_F is the Fermi velocity, and τ_{\uparrow} is the momentum relaxation time of spin up electrons. Equation (14) was derived in the diffusion limit, i.e., when $\omega \ll 1/\tau_{\uparrow}$ and $q \ll (D_{\uparrow}\tau_{\uparrow})^{-1/2}$.

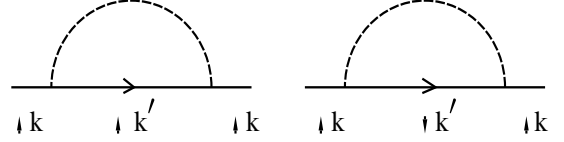


FIG. 3. Self energy diagram.

The relaxation time τ_{\uparrow} can be found by calculating the self energy presented by the diagrams of Fig. 3. The self energy contains non-zero spin-flip vertices of the singlet type, as shown in Fig. 4. After calculating the imaginary part of the self energy, we find

$$\frac{1}{\tau_{\uparrow}} = 2\pi\nu_{\uparrow} \left(a + d_1 + \frac{2\nu_{\downarrow}}{\nu_{\uparrow}} b \right). \quad (15)$$

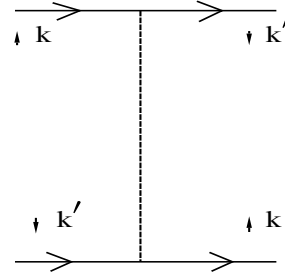


FIG. 4. Spin-flip vertex.

Using Eqs. (5) to (14), we finally obtain the following formula for the renormalized scattering amplitude in the Cooper channel (Cooperon):

$$\Gamma_{\uparrow}(\omega, q) = \frac{1}{\tau_{\uparrow}} \frac{a + d_1 + (2\nu_{\downarrow}/\nu_{\uparrow})b}{-i\omega + D_{\uparrow}q^2 + 1/\tilde{\tau}_{so\uparrow}}, \quad (16)$$

where the effective SO relaxation time $\tilde{\tau}_{so\uparrow}$ is introduced,

$$\frac{1}{\tilde{\tau}_{so\uparrow}} = \frac{2}{\tau_{\uparrow}} \frac{d_1 + (\nu_{\downarrow}/\nu_{\uparrow})b}{a - d_1}. \quad (17)$$

Let us now define $\tau_{so\uparrow}^x$ and $\tau_{so\downarrow}^x$ as $1/\tau_{so\uparrow}^x = 2\pi\nu_{\uparrow}b$ and $1/\tau_{so\downarrow}^x = 2\pi\nu_{\downarrow}b$. In the limit of weak SO scattering, $\tau_{so\uparrow}^z \gg \tau_{\uparrow}$, one may then write

$$\Gamma_{\uparrow}(\omega, q) = \frac{1}{2\pi\nu_{\uparrow}\tau_{\uparrow}^2} \frac{1}{-i\omega + D_{\uparrow}q^2 + 1/\tilde{\tau}_{so\uparrow} + 1/\tau_{\varphi\uparrow}}, \quad (18)$$

where

$$\frac{1}{\tilde{\tau}_{so\uparrow}} = 2 \left(\frac{1}{\tau_{so\uparrow}^z} + \frac{\nu_{\downarrow}}{\nu_{\uparrow}} \frac{1}{\tau_{so\downarrow}^x} \right), \quad (19)$$

and a phase relaxation time $\tau_{\varphi\uparrow}$, related to some nonelastic scattering processes of electrons,⁶⁻⁸ is added into Eq. (18).

The analogous formulae can also be derived for the spin-down Cooperon $\Gamma_{\downarrow}(\omega, q) \equiv \Gamma_{\downarrow\downarrow\downarrow}(\omega, q)$. This formula can be obtained from Eqs. (18) and (19) by inverting direction of the arrows.

III. CONDUCTIVITY AND MAGNETOCONDUCTIVITY IN 3D CASE

The localization correction $\Delta\sigma$ to the static conductivity is determined by the diagrams^{6,7} shown in Fig. 5.

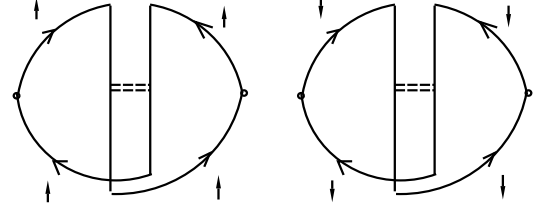


FIG. 5. Localization corrections to conductivity.

Upon calculating the corresponding contributions, one finds the following formula for $\Delta\sigma$:

$$\Delta\sigma = -\frac{e^2}{\pi} \left(2\pi\nu_{\uparrow}\tau_{\uparrow}^2 D_{\uparrow} \int \frac{d^3\mathbf{q}}{(2\pi)^3} \Gamma_{\uparrow}(0, q) + 2\pi\nu_{\downarrow}\tau_{\downarrow}^2 D_{\downarrow} \int \frac{d^3\mathbf{q}}{(2\pi)^3} 2\pi\nu_{\downarrow}\Gamma_{\downarrow}(0, q) \right), \quad (20)$$

which is a straightforward generalization of the localization correction in a nonmagnetic case.

Using Eqs. (18) and (20), we obtain

$$\Delta\sigma = \text{const} + \frac{e^2}{2\pi^2} \left[\frac{1}{D_{\uparrow}^{1/2}} \left(\frac{1}{\tilde{\tau}_{so\uparrow}} + \frac{1}{\tau_{\varphi\uparrow}} \right)^{1/2} + \frac{1}{D_{\downarrow}^{1/2}} \left(\frac{1}{\tilde{\tau}_{so\downarrow}} + \frac{1}{\tau_{\varphi\downarrow}} \right)^{1/2} \right]. \quad (21)$$

Magnetic field (external or internal) suppresses the localization corrections. If the total field is H , then following the method developed by Kawabata³¹ we find

$$\begin{aligned} \Delta\sigma(H) = & -\frac{e^2}{\pi} \left(D_{\uparrow} \frac{eH}{2\pi c} \sum_{n=0}^{n_{0\uparrow}} \int_{-\infty}^{\infty} \frac{dq}{2\pi} \left[D_{\uparrow} q^2 + \frac{4eHD_{\uparrow}}{c} \left(n + \frac{1}{2} \right) + \frac{1}{\tilde{\tau}_{so\uparrow}} + \frac{1}{\tau_{\varphi\uparrow}} \right]^{-1} \right. \\ & \left. + D_{\downarrow} \frac{eH}{2\pi c} \sum_{n=0}^{n_{0\downarrow}} \int_{-\infty}^{\infty} \frac{dq}{2\pi} \left[D_{\downarrow} q^2 + \frac{4eHD_{\downarrow}}{c} \left(n + \frac{1}{2} \right) + \frac{1}{\tilde{\tau}_{so\downarrow}} + \frac{1}{\tau_{\varphi\downarrow}} \right]^{-1} \right), \end{aligned} \quad (22)$$

where $l_H = (c/eH)^{1/2}$ is the magnetic length, c is the light velocity, and the sums over the Landau levels are cut off at $n_{0\uparrow(\downarrow)} \simeq l_H^2 / (D_{\uparrow(\downarrow)}\tau_{\uparrow(\downarrow)})$.

When the internal field can be neglected, then after eliminating the $\Delta\sigma(H=0)$ part,³¹ we find a formula, which is a generalization of the Kawabata's low-field magnetoresistance to the ferromagnetic case

$$\begin{aligned} \Delta\sigma(H) - \Delta\sigma(0) = & -\frac{e^2}{16\pi^2 l_H} \sum_{n=0}^{\infty} \left[\frac{1}{(n+1/2+\delta_{\uparrow})^{1/2}} - 2(n+1+\delta_{\uparrow})^{1/2} + 2(n+\delta_{\uparrow})^{1/2} \right. \\ & \left. + \frac{1}{(n+1/2+\delta_{\downarrow})^{1/2}} - 2(n+1+\delta_{\downarrow})^{1/2} + 2(n+\delta_{\downarrow})^{1/2} \right], \end{aligned} \quad (23)$$

where

$$\delta_{\uparrow(\downarrow)} = \frac{l_H^2}{4D_{\uparrow(\downarrow)}} \left(\frac{1}{\tilde{\tau}_{so\uparrow(\downarrow)}} + \frac{1}{\tau_{\varphi\uparrow(\downarrow)}} \right). \quad (24)$$

The correction to conductivity is negative, and according to Eq. (23) the magnetic field can suppress this correction. This means that one finds a negative magnetoresistance, despite of the presence of the spin-orbit interaction. The reason of this is the fact that we have excluded the singlet Cooperon, which usually gives rise to a positive magnetoresistance (weak antilocalization) in non-magnetic materials.^{6,7,9}

IV. TWO-DIMENSIONAL FERROMAGNETS

In this section we consider a two-dimensional ferromagnet. In such a case there is no electron motion in the direction perpendicular to the plane, and consequently the electron wavevectors are in the plane of the ferromagnet. We consider first the case of in-plane magnetization, as shown schematically in Fig.6.

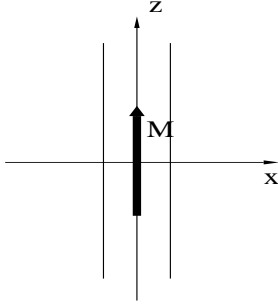


FIG. 6. 2D ferromagnet with in-plane magnetization.

The bare scattering amplitude has then the form

$$\Gamma_{\alpha\beta\gamma\delta}^0 = a \delta_{\alpha\delta} \delta_{\beta\gamma} - b \sigma_{\alpha\delta}^x \sigma_{\beta\gamma}^x, \quad (25)$$

where

$$a = \frac{1}{2\pi\nu\tau_0} \quad (26)$$

and

$$b = \frac{1}{2\pi\nu\tau_{so}^x}. \quad (27)$$

In a strictly 2D case and when both spin subbands are populated with electrons, the density of states is independent of the spin orientation, $\nu_{\uparrow} = \nu_{\downarrow} \equiv \nu$. This follows from the model assumed in Eq. (2). In that case also the relaxation times in the absence and/or presence of the SO scattering are independent of the electron spin, $\tau_{0\uparrow} = \tau_{0\downarrow} \equiv \tau_0$ and $\tau_{so\uparrow}^x = \tau_{so\downarrow}^x \equiv \tau_{so}^x$.

Contrary to the 3D case considered above, we have now to include the spin-flip processes in the Cooperon ladder. This is due to the fact that now we do not have the rotational symmetry in the x - y plane. According to Eqs. (25) to (27), the bare amplitudes are now,

$$\Gamma_{\uparrow}^0 = \Gamma_{\downarrow}^0 \equiv \Gamma^0 = \frac{1}{2\pi\nu\tau_0}, \quad (28)$$

$$\Gamma_{\uparrow\uparrow\downarrow\downarrow}^0 = \Gamma_{\downarrow\downarrow\uparrow\uparrow}^0 \equiv \Gamma_{sf}^0 = -\frac{1}{2\pi\nu\tau_{so}^x}. \quad (29)$$

The equations for the renormalized vertices can be written as two coupled ladders for $\Gamma_{\uparrow\uparrow\uparrow\uparrow}(\omega, q) = \Gamma_{\downarrow\downarrow\downarrow\downarrow}(\omega, q) \equiv \Gamma(\omega, q)$ and $\Gamma_{\uparrow\uparrow\downarrow\downarrow}(\omega, q) = \Gamma_{\downarrow\downarrow\uparrow\uparrow}(\omega, q) \equiv \Gamma_{sf}(\omega, q)$, as shown in Fig. 7.

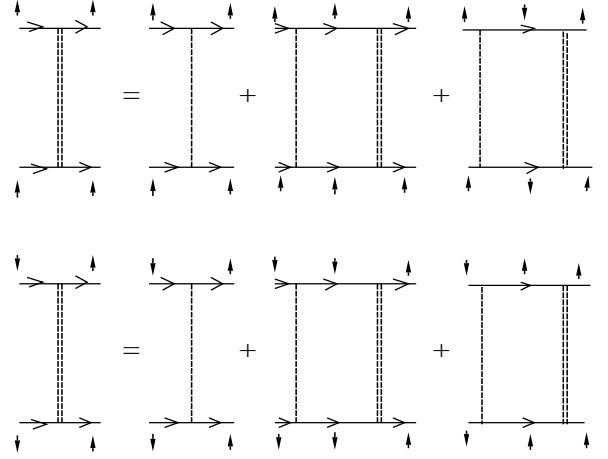


FIG. 7. Equation for the Cooperon in 2D ferromagnet with in-plane magnetization.

From these equations we find

$$\Gamma(\omega, q) = \frac{1}{4\pi\nu\tau^2} \frac{1}{-i\omega + \overline{D}q^2 + 1/\tau_{\varphi}}, \quad (30)$$

where $\overline{D} = \frac{1}{2}(D_{\uparrow} + D_{\downarrow})$, and the diffusion constants D_{\uparrow} and D_{\downarrow} are defined as $D_{\uparrow(\downarrow)} = v_{F\uparrow(\downarrow)}^2 \tau/2$. The electron relaxation time τ in Eq. (30) is independent of the electron spin, $\tau_{\uparrow} = \tau_{\downarrow} \equiv \tau$, and can be calculated in the same way as in the 3D case, which gives

$$\frac{1}{\tau_{\uparrow}} = \frac{1}{\tau_{\downarrow}} \equiv \frac{1}{\tau} = \frac{1}{\tau_0} + \frac{1}{\tau_{so}^x}. \quad (31)$$

It is worth to note that the spin-orbit scattering enters the Cooperon only through the relaxation time τ , and has no influence on the pole of the Cooperon.

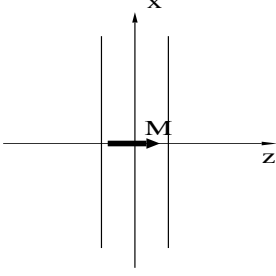


FIG. 8. 2D ferromagnet with magnetization perpendicular to its plane.

Consider now the case when the magnetic moment \mathbf{M} is perpendicular to the plane of the ferromagnet, as shown schematically in Fig.8. The calculations are similar to those in the case of in-plane magnetization, so we write down only the results. The only bare scattering amplitudes are now Γ_{\uparrow}^0 and Γ_{\downarrow}^0 , which generally are different and have the form

$$\Gamma_{\uparrow(\downarrow)}^0 = \frac{1}{2\pi\nu\tau_0} - \frac{1}{2\pi\nu\tau_{so\uparrow(\downarrow)}^z}. \quad (32)$$

$$\Delta\sigma = \frac{e^2}{4\pi^2} \left\{ \ln \left[\tau_{\uparrow} \left(\frac{1}{\tau_{\varphi\uparrow}} + \frac{1}{\tilde{\tau}_{so\uparrow}} \right) \right] + \ln \left[\tau_{\downarrow} \left(\frac{1}{\tau_{\varphi\downarrow}} + \frac{1}{\tilde{\tau}_{so\downarrow}} \right) \right] \right\}, \quad (36)$$

which is a direct generalization of the corresponding formula in the 2D non-magnetic case.^{6,7,9} Here, $\tau_{\uparrow(\downarrow)}$ and $\tilde{\tau}_{so\uparrow(\downarrow)}$ are defined respectively by (31) and $\tilde{\tau}_{so\uparrow(\downarrow)} = 0$ for the in-plane magnetization and by Eqs. (34) and (35) for the case of perpendicular magnetization.

V. QUANTUM WELLS

In a quasi 2D case the electrons are confined within a quantum well and the number N_F of 2D subbands populated with electrons is larger than one, $N_F > 1$. The situation with a large number of occupied subbands is typical for metals, whereas the situation with only a few populated subbands is characteristic of semiconductor quantum wells. The effect of SO scattering on the magnetoresistance of nonmagnetic materials at such conditions has been studied by Hikami et al.¹⁹

We consider here a ferromagnetic quantum well in the geometry shown in Fig. 6, i.e., when the magnetic moment \mathbf{M} is in the film plane. The scattering amplitude has then the following form

$$\Gamma_{\alpha\beta\gamma\delta}^0 = a\delta_{\alpha\delta}\delta_{\beta\gamma} - b\sigma_{\alpha\delta}^x\sigma_{\beta\gamma}^x - c\sigma_{\alpha\delta}^y\sigma_{\beta\gamma}^y - t_{\alpha\beta\gamma\delta}, \quad (37)$$

with a , b and $t_{\alpha\beta\gamma\delta}$ defined by Eqs. (4) to (6), and

$$c = N_i V_1^2 \overline{(\mathbf{k} \times \mathbf{k}')_y^2}^{(\uparrow,\downarrow)} = \frac{1}{2\pi\nu_{\uparrow}\tau_{so\uparrow}^y} = \frac{1}{2\pi\nu_{\downarrow}\tau_{so\downarrow}^y}, \quad (38)$$

The Cooperons $\Gamma_{\uparrow}(\omega, q)$ and $\Gamma_{\downarrow}(\omega, q)$ can be written as

$$\Gamma_{\uparrow(\downarrow)}(\omega, q) = \frac{1}{2\pi\nu\tau_{\uparrow(\downarrow)}^2} \frac{1}{-i\omega + D_{\uparrow(\downarrow)}q^2 + 1/\tilde{\tau}_{so\uparrow(\downarrow)} + 1/\tau_{\varphi\uparrow}}, \quad (33)$$

where the relaxation times τ_{\uparrow} and τ_{\downarrow} are given by

$$\frac{1}{\tau_{\uparrow(\downarrow)}} = \frac{1}{\tau_0} + \frac{1}{\tau_{so\uparrow(\downarrow)}^z}, \quad (34)$$

and

$$\frac{1}{\tilde{\tau}_{so\uparrow(\downarrow)}} = \frac{2}{\tau_{so\uparrow(\downarrow)}^z - 2\tau_{\uparrow(\downarrow)}} \simeq \frac{2}{\tau_{so\uparrow(\downarrow)}^z}, \quad (35)$$

provided that $\tau_{so\uparrow(\downarrow)}^z \gg \tau_{\uparrow(\downarrow)}$. By comparing the results (30) and (33), both obtained for a 2D case but for different magnetic configurations, we see that the effect of SO interaction significantly depends on the orientation of the magnetic moment \mathbf{M} with respect to the plane of the ferromagnet.

The quantum correction to the conductivity of a 2D ferromagnet takes the form

$$d_1 = N_i V_1^2 \overline{(\mathbf{k} \times \mathbf{k}')_z^2}^{(\uparrow)} = \frac{1}{2\pi\nu_{\uparrow}\tau_{so\uparrow}^z}, \quad (39)$$

$$d_2 = N_i V_1^2 \overline{(\mathbf{k} \times \mathbf{k}')_z^2}^{(\downarrow)} = \frac{1}{2\pi\nu_{\downarrow}\tau_{so\downarrow}^z}, \quad (40)$$

$$d_3 = -N_i V_1^2 \overline{(\mathbf{k} \times \mathbf{k}')_z^2}^{(\uparrow,\downarrow)}. \quad (41)$$

The averages in Eqs. (38) to (41) include averaging over discrete subbands due to quantization of the electron motion along the axis x (normal to the film plane). In this notation, the expressions for bare vertices Γ_{\uparrow}^0 and Γ_{\downarrow}^0 coincide with Eqs. (11) and (12), whereas for the spin-flip vertex Γ_{sf}^0 we have

$$\Gamma_{sf}^0 = -\frac{1}{2\pi\nu_{\uparrow}\tau_{so\uparrow}^x} + \frac{1}{2\pi\nu_{\downarrow}\tau_{so\downarrow}^y}. \quad (42)$$

The ladder equations for $\Gamma_{\uparrow}(\omega, q)$, $\Gamma_{\downarrow}(\omega, q)$ and $\Gamma_{sf}(\omega, q)$ have the form shown in Fig. 7. From these equations one finds the following solution for $\Gamma_{\uparrow}(\omega, q)$:

$$\Gamma_{\uparrow}(\omega, q) = \frac{(\Gamma_{sf}^0)^2 \Pi_{\downarrow}(\omega, q) + \Gamma_{\uparrow}^0 [1 - \Gamma_{\downarrow}^0 \Pi_{\downarrow}(\omega, q)]}{[1 - \Gamma_{\uparrow}^0 \Pi_{\uparrow}(\omega, q)][1 - \Gamma_{\downarrow}^0 \Pi_{\downarrow}(\omega, q)] - (\Gamma_{sf}^0)^2 \Pi_{\uparrow}(\omega, q) \Pi_{\downarrow}(\omega, q)} . \quad (43)$$

In the case of weak SO interaction, the final expression for $\Gamma_{\uparrow}(\omega, q)$ takes the form

$$\Gamma_{\uparrow}(\omega, q) = \frac{1}{2\pi\nu_{\uparrow}\tau_{\uparrow}^2} \frac{A_{\uparrow}}{-i\omega + \tilde{D}_{\uparrow}q^2 + 1/\tilde{\tau}_{so\uparrow} + 1/\tau_{\varphi\uparrow}} , \quad (44)$$

where

$$A_{\uparrow} = \frac{2/\tau_{so\downarrow}^z + 1/\tau_{so\uparrow}^x + 1/\tau_{so\uparrow}^y}{2/\tau_{so\uparrow}^z + 2/\tau_{so\downarrow}^z + \left(1/\tau_{so\uparrow}^x + 1/\tau_{so\uparrow}^y\right) (1 + \nu_{\downarrow}/\nu_{\uparrow})} , \quad (45)$$

$$\tilde{D}_{\uparrow} = \frac{D_{\uparrow} \left(2/\tau_{so\downarrow}^z + 1/\tau_{so\uparrow}^x + 1/\tau_{so\uparrow}^y\right) + D_{\downarrow} \left(2/\tau_{so\uparrow}^z + 1/\tau_{so\downarrow}^x + 1/\tau_{so\downarrow}^y\right)}{2/\tau_{so\uparrow}^z + 2/\tau_{so\downarrow}^z + \left(1/\tau_{so\uparrow}^x + 1/\tau_{so\uparrow}^y\right) (1 + \nu_{\downarrow}/\nu_{\uparrow})} , \quad (46)$$

$$\frac{1}{\tilde{\tau}_{so\uparrow}} = 2 \frac{2/\left(\tau_{so\uparrow}^z \tau_{so\downarrow}^z\right) + \left(1/\tau_{so\uparrow}^x + 1/\tau_{so\uparrow}^y\right) \left(1/\tau_{so\uparrow}^z + \nu_{\downarrow}/\left(\nu_{\uparrow} \tau_{so\downarrow}^y\right)\right) + 2/\left(\tau_{so\uparrow}^x \tau_{so\downarrow}^y\right)}{2/\tau_{so\uparrow}^z + 2/\tau_{so\downarrow}^z + \left(1/\tau_{so\uparrow}^x + 1/\tau_{so\uparrow}^y\right) (1 + \nu_{\downarrow}/\nu_{\uparrow})} , \quad (47)$$

and the spin-up relaxation time τ_{\uparrow} is

$$\frac{1}{\tau_{\uparrow}} = \frac{1}{\tau_{0\uparrow}} + \frac{1}{\tau_{so\uparrow}^z} + \frac{1}{\tau_{so\downarrow}^x} + \frac{1}{\tau_{so\downarrow}^y} . \quad (48)$$

The corresponding expression for $\Gamma_{\downarrow}(\omega, q)$ can be obtained from Eqs. (44) to (48) by changing the arrow direction in these formulas. It is worth to note, that according to Eq. (46), the spin-orbit interaction renormalizes the diffusion coefficients.

The correction to conductivity is described either by Eq. (21) or by Eq. (36), in dependence on the ratio of $L_{eff} = \left(\tilde{D}/(\tilde{\tau}_{so}^{-1} + \tau_{\varphi}^{-1})\right)^{1/2}$ to the width of the quantum well L . For $L_{eff} < L$ we have effectively a 3D case described by Eq. (21), whereas for $L_{eff} \gg L$ one finds effectively 2D behavior, Eq. (36). It is worth to note that due to a strong asymmetry between spin-up and spin-down states, a "mixed" case is possible, with a 3D correction for one spin orientation and a 2D correction for the opposite spin orientation.

VI. SPIN-ORBIT INTERACTION OF THE BYCHKOV-RASHBA TYPE

The case when the spin-orbit coupling enters the Hamiltonian also in the absence of scattering defects needs a special treatment. In the following we will consider a system described by the Hamiltonian including

the Bychkov-Rashba interaction term²²

$$H = \int \frac{d^3\mathbf{k}}{(2\pi)^3} \psi_{\mathbf{k}}^{\dagger} \left[\frac{k^2}{2m} - M\sigma_z + g(k_y\sigma_z - k_z\sigma_y) \right] \psi_{\mathbf{k}} , \quad (49)$$

where the magnetization \mathbf{M} is assumed to be in the plane of the system (the geometry of Fig. 6) and $g \equiv g(k)$ is the spin-orbit coupling parameter. This Hamiltonian can describe electrons in low-dimensional structures close to interfaces, or electrons in a quantum well with variable doping.

The energy spectrum of the Hamiltonian (49) has two branches,

$$\epsilon_{1(2)}(\mathbf{k}) = \frac{k^2}{2m} \pm \left[(M - gk_y)^2 + g^2 k_z^2 \right]^{1/2} , \quad (50)$$

which are no longer pure spin-up and spin-down states, but correspond to spin-mixed states. The eigenfunctions corresponding to the eigenvalues (50) can be written as

$$|1\mathbf{k}\rangle = (4M^2 + g^2 k_z^2)^{-1/2} (-igk_z|\mathbf{k}\uparrow\rangle + 2M|\mathbf{k}\downarrow\rangle) , \quad (51)$$

$$|2\mathbf{k}\rangle = (4M^2 + g^2 k_z^2)^{-1/2} (2M|\mathbf{k}\uparrow\rangle + igk_z|\mathbf{k}\downarrow\rangle) . \quad (52)$$

Due to the terms linear in k_y and for $M \neq 0$, the energy spectrum (50) is not symmetrical with respect to the $\mathbf{k} \rightarrow -\mathbf{k}$ transformation, as can also be seen in Fig. 9 (a) and (b).

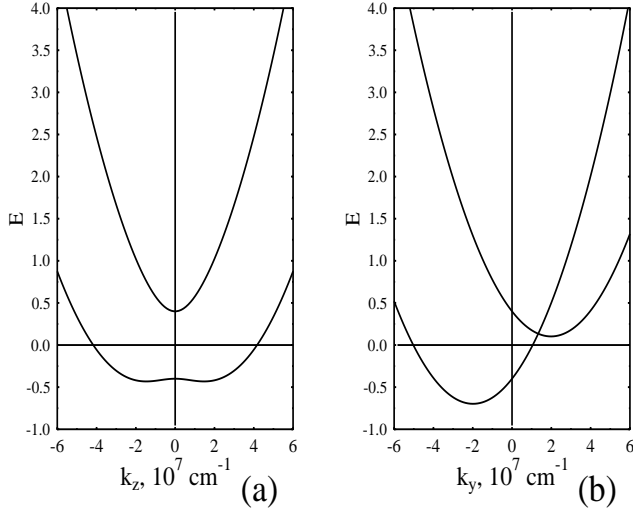


FIG. 9. The energy spectrum $E(\mathbf{k})$ of a ferromagnet with the Bychkov-Rashba SO coupling, shown as a function of k_z at $k_x = k_y = 0$ (a) and as a function of k_y at $k_x = k_z = 0$ (b).

In the absence of external electric field E , there are nonvanishing spin currents, associated with each branch of the spectrum $\epsilon_{1,2}(\mathbf{k})$. However, it can be verified that the total charge current is zero if $E = 0$.

In the basis of the spin-up and spin-down states, the electron Green function has the matrix form,

$$G_0(\epsilon, \mathbf{k}) = \frac{\epsilon - k^2/2m + \mu - M\sigma_z + gk_y\sigma_z - gk_z\sigma_y}{(\epsilon - \epsilon_{1\mathbf{k}} + \mu + i\delta \text{sign } \epsilon)(\epsilon - \epsilon_{2\mathbf{k}} + \mu + i\delta \text{sign } \epsilon)}, \quad (53)$$

where μ is the chemical potential. Accordingly, the self energy is also a matrix in this basis. It is, however, more convenient to consider the electron self energy $\Sigma(\epsilon, \mathbf{k})$ in the basis of the eigenfunctions (51) and (52). The self energy is then diagonal and its imaginary parts $\Sigma_1(0, k_{F1})$

and $\Sigma_2(0, k_{F2})$ give the relaxation times τ_1 and τ_2 in the presence of defects.

Using Eqs. (51) and (52), one can calculate the matrix elements of the impurity potential $V_0(\mathbf{r})$,

$$V_{1\mathbf{k},1\mathbf{k}'} = V_{2\mathbf{k},2\mathbf{k}'} = \frac{V_0(4M^2 + gg'k_z k_z')}{(4M^2 + g^2 k_z^2)^{1/2} (4M^2 + g'^2 k_z'^2)^{1/2}}, \quad (54)$$

$$V_{1\mathbf{k},2\mathbf{k}'} = -V_{2\mathbf{k},1\mathbf{k}'} = \frac{2iV_0M(gk_z + g'k_z')}{(4M^2 + g^2 k_z^2)^{1/2} (4M^2 + g'^2 k_z'^2)^{1/2}}, \quad (55)$$

where $g' = g(k')$.

To find the self energy one needs to calculate the diagrams shown in Fig. 10.

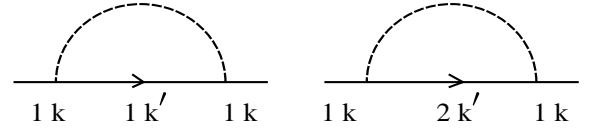


FIG. 10. Self energy in the case of the Bychkov-Rashba interaction.

In what follows we consider the case when SO is small as compared to the magnetic splitting, so we can expand the self energy in a small parameter $gk_F/M \ll 1$. Then, we find

$$\Sigma_1^R(\epsilon, \mathbf{k}) \simeq N_i V_0^2 \left(1 + \frac{g^2 k_z^2}{4M^2}\right) \int \frac{d^3 \mathbf{k}'}{(2\pi)^3} \left(1 - \frac{g'^2 k_z'^2}{4M^2}\right) \frac{1}{\epsilon - \epsilon_1(\mathbf{k}') + \mu + i\delta} + N_i V_0^2 \int \frac{d^3 \mathbf{k}'}{(2\pi)^3} \frac{g'^2 k_z'^2}{4M^2} \frac{1}{\epsilon - \epsilon_2(\mathbf{k}') + \mu + i\delta}, \quad (56)$$

and a similar expression for $\Sigma_2^R(\epsilon, \mathbf{k})$. In these formulas we can put $\epsilon = 0$, $k = k_{F\downarrow(\uparrow)}$, and average over the Fermi surfaces. This leads to the relaxation times for electrons corresponding to the bands 1 and 2,

$$\tau_1 = \frac{1}{2\pi\nu_1 N_i V_0^2} \left(1 - \frac{\nu_{\uparrow} g_{\uparrow}^2 k_{F\uparrow}^2}{\nu_{\downarrow} 12M^2}\right), \quad (57)$$

$$\tau_2 = \frac{1}{2\pi\nu_2 N_i V_0^2} \left(1 - \frac{\nu_{\downarrow} g_{\downarrow}^2 k_{F\downarrow}^2}{\nu_{\uparrow} 12M^2}\right), \quad (58)$$

where $g_{\uparrow} = g(k_{F\uparrow})$ and $g_{\downarrow} = g(k_{F\downarrow})$. The above formula

explicitly show the contribution of SO interaction to the relaxation time.

We also need to calculate the densities of states ν_1 and ν_2 at the Fermi surfaces and to relate them to the ones in the absence of the spin-orbit interaction, ν_{\downarrow} and ν_{\uparrow} . To do this we write

$$\nu_{1(2)} = \int \frac{d^3 \mathbf{k}}{(2\pi)^3} \delta(\mu - \epsilon_{1(2)}(\mathbf{k})), \quad (59)$$

and then, upon integrating over k_x , we obtain

$$\nu_{1(2)} = \frac{(2m)^{1/2}}{(2\pi)^3} \int_{\epsilon_{1(2)}^l(\mathbf{k}) < \mu} \frac{dk_y dk_z}{(\mu - \epsilon_{1(2)}^l(\mathbf{k}))^{1/2}}, \quad (60)$$

where

$$\epsilon_{1(2)}^l(\mathbf{k}) = \frac{k_y^2 + k_z^2}{2m} \pm s_{\mathbf{k}}, \quad (61)$$

$$s_{\mathbf{k}} = \left[(M - gk_y)^2 + g^2 k_z^2 \right]^{1/2}. \quad (62)$$

Expanding in powers of $gk_F/M \ll 1$ and calculating the integrals in (60), we find

$$\nu_1 = \nu_{\downarrow} \left(1 + \frac{m^2 g_{\downarrow}^2}{2k_{F\downarrow}^2} - \frac{mg_{\downarrow}^2}{2M} \right) \quad (63)$$

and

$$\nu_2 = \nu_{\uparrow} \left(1 + \frac{m^2 g_{\uparrow}^2}{2k_{F\uparrow}^2} - \frac{mg_{\uparrow}^2}{2M} \right). \quad (64)$$

The relaxation times τ_1 and τ_2 enter the expressions for the renormalized retarded (G^R) and advanced (G^A) Green functions

$$G^{R,A}(\epsilon, \mathbf{k}) = \frac{\epsilon - k^2/2m + \mu - M\sigma_z + gk_y\sigma_z - gk_z\sigma_y}{(\epsilon - \epsilon_1(\mathbf{k}) + \mu \pm i/2\tau_1)(\epsilon - \epsilon_2(\mathbf{k}) + \mu \pm i/2\tau_2)}. \quad (65)$$

Now we have already all quantities necessary to calculate the renormalized vertex $\Gamma_{\alpha\beta\gamma\delta}$. The general ladder-type equation for such a vertex reads

$$\Gamma_{\alpha\beta\gamma\delta}(\omega, q) = N_i V_0^2 \delta_{\alpha\delta} \delta_{\beta\gamma}$$

$$+ N_i V_0^2 \sum_{\nu s} \Pi_{\alpha\nu\beta s}(\omega, q) \Gamma_{\nu s\gamma\delta}(\omega, q), \quad (66)$$

where V_0 is the matrix element of the short-range impurity potential, and

$$\Pi_{\alpha\nu\beta s}(\omega, q) = \int \frac{d^3\mathbf{k}}{(2\pi)^3} G_{\alpha\nu}^R(\omega, \mathbf{k} + \mathbf{q}) G_{\beta s}^A(0, -\mathbf{k}). \quad (67)$$

As before, we will restrict ourselves by considering the coupling constant g to be small as compared to the spin splitting, $gk_F/M \ll 1$.

Using Eqs. (66) and (67), and integrating over k_x , we find for $q, \omega = 0$

$$\begin{aligned} \Pi_{\alpha\nu\beta s}(0, 0) &= \frac{i(2m)^{1/2}}{8\pi^2} \left[\int_{\epsilon_1^l(\mathbf{k}) < \mu} dk_y dk_z \frac{[s_{\mathbf{k}} - M\sigma_z + g(k_y\sigma_z - k_z\sigma_y)]_{\alpha\nu} [s_{\mathbf{k}} - M\sigma_z - g(k_y\sigma_z - k_z\sigma_y)]_{\beta s}}{s_{\mathbf{k}}(s_{\mathbf{k}} + s_{-\mathbf{k}})(s_{-\mathbf{k}} - s_{\mathbf{k}} + i/\tau_1) [\mu - (k_y^2 + k_z^2)/2m - s_{\mathbf{k}}]^{1/2}} \right. \\ &\quad \left. + \int_{\epsilon_2^l(\mathbf{k}) < \mu} dk_y dk_z \frac{[-s_{\mathbf{k}} - M\sigma_z + g(k_y\sigma_z - k_z\sigma_y)]_{\alpha\nu} [-s_{\mathbf{k}} - M\sigma_z - g(k_y\sigma_z - k_z\sigma_y)]_{\beta s}}{s_{\mathbf{k}}(s_{\mathbf{k}} + s_{-\mathbf{k}})(s_{\mathbf{k}} - s_{-\mathbf{k}} + i/\tau_2) [\mu - (k_y^2 + k_z^2)/2m + s_{\mathbf{k}}]^{1/2}} \right]. \quad (68) \end{aligned}$$

If we put $g = 0$ in Eq. (68), we find that only two matrix elements are nonzero, namely $\Pi_{\uparrow\uparrow\uparrow\uparrow}(0, 0)$ and $\Pi_{\downarrow\downarrow\downarrow\downarrow}(0, 0)$. Assuming $Dq^2\tau, \omega\tau \ll 1$, we can just supplement this result by the terms of the expansion in small q and ω

$$\Pi_{\uparrow\uparrow\uparrow\uparrow}(\omega, q) = 2\pi\nu_{\uparrow}\tau_{\uparrow} (1 - D_{\uparrow}q^2\tau_{\uparrow} + i\omega\tau_{\uparrow}), \quad (69)$$

and a similar one for $\Pi_{\downarrow\downarrow\downarrow\downarrow}(\omega, q)$.

Let us consider now the limit of weak SO coupling and expand $\Pi_{\alpha\nu\beta s}(q, \omega)$ in powers of gk_F/M . The first non-vanishing term of this expansion is quadratic in this parameter. According to Eq. (68), the other small parameter in the limit of $g \rightarrow 0$ is $gk_F\tau$. Thus, if we assume $M\tau \ll 1$ (dirty ferromagnet), we can neglect the terms $\sim (gk_F\tau)^2$ and keep the terms $\sim gk_F/M$. In the opposite limit, $M\tau \gg 1$ (clean ferromagnet), we should keep terms $\sim (gk_F\tau)^2$ and neglect terms $\sim gk_F/M$. Since our considerations of the localization corrections are limited by $\epsilon_F\tau \gg 1$, the dirty case is possible only for some weak ferromagnets, when $M \ll \epsilon_F$ (in other words, for ferromagnets with very low polarization).

In view of Eq.(49), gk_F is the amplitude of the spin-flip process. In the classical picture gk_F is the angle of spin rotation in the unit time. Hence, $gk_F\tau$ is just the angle of the classical spin rotation due to the Bychkov-Rashba perturbation at the mean free path l of the electron. Thus, the smallness of the parameter $gk_F\tau$ corresponds to a small spin rotation angle at the length l .

Since considerations in this paper are restricted to the case $M\tau \gg 1$, we will not discuss here the dirty limit, $M\tau \ll 1$. Such a case needs a special treatment. Indeed, as we pointed out in Sec. 1, only the condition $M\tau \gg 1$ allows to restrict oneself to the triplet Cooper channel. The result on the only nonvanishing matrix elements $\Pi_{\uparrow\uparrow\uparrow\uparrow}(0, 0)$ and $\Pi_{\downarrow\downarrow\downarrow\downarrow}(0, 0)$ for $g = 0$ (see Eqs. (68) and (69)) also refers to the case $M\tau \gg 1$ since in Eqs. (65) and (68) we account for the self energy as a small shift of poles of the Green function from the real axis.

In the limit of small SO interaction, $gk_F\tau \ll 1$, and for $M\tau \gg 1$, we can neglect in Eq. (68) all terms of the order of gk_F/M . As a result, we find only two nonvanishing matrix elements

$$\Pi_{\uparrow\uparrow\uparrow\uparrow}(\omega, q) \equiv \Pi_{\uparrow}(\omega, q) = 2\pi\nu_{\uparrow}\tau_{\uparrow} \left(1 - D_{\uparrow} q^2 \tau_{\uparrow} + i\omega \tau_{\uparrow} - \frac{4}{3} g_{\uparrow}^2 \tau_{\uparrow}^2 k_{F\uparrow}^2 \right), \quad (70)$$

$$\Pi_{\downarrow\downarrow\downarrow\downarrow}(\omega, q) \equiv \Pi_{\downarrow}(\omega, q) = 2\pi\nu_{\downarrow}\tau_{\downarrow} \left(1 - D_{\downarrow} q^2 \tau_{\downarrow} + i\omega \tau_{\downarrow} - \frac{4}{3} g_{\downarrow}^2 \tau_{\downarrow}^2 k_{F\downarrow}^2 \right), \quad (71)$$

which give rise to the Cooperon $\Gamma_{\uparrow}(\omega, q)$ in the form of Eq. (18), with

$$\frac{1}{\tilde{\tau}_{so\uparrow}} = \frac{4}{3} g_{\uparrow}^2 k_{F\uparrow}^2 \tau_{\uparrow}. \quad (72)$$

Similar expressions can be obtained for $\Gamma_{\downarrow}(\omega, q)$ and $\tilde{\tau}_{so\downarrow}$.

If we take the limit $gk_F\tau \gg 1$, then for $M\tau \gg 1$ we still can consider the SO interaction as a small perturbation, $gk_F/M \ll 1$. Calculating the integral (68) up to the second order in this parameter, we find

$$\begin{aligned} \Pi_{\alpha\nu\beta s}(\omega, q) = & \frac{3\pi\nu_{\downarrow}\tau_1}{8(g_{\downarrow}k_{F\downarrow}\tau_1)^2} \left[\left(1 - D_{\downarrow} q^2 \tau_1 + i\omega \tau_1 - \frac{mg_{\downarrow}^2}{2M} - \frac{g_{\downarrow}^2 k_{F\downarrow}^2}{3M^2} + \frac{m^2 g_{\downarrow}^2}{2k_{F\downarrow}^2} \right) (1 - \sigma_z)_{\alpha\nu} (1 - \sigma_z)_{\beta s} \right. \\ & - \frac{g_{\downarrow}^2 k_{F\downarrow}^2}{3M^2} \sigma_{\alpha\nu}^y \sigma_{\beta s}^y + \frac{g_{\downarrow}^2 k_{F\downarrow}^2}{6M^2} \delta_{\alpha\nu} (1 - \sigma_z)_{\beta s} + \frac{g_{\downarrow}^2 k_{F\downarrow}^2}{6M^2} (1 - \sigma_z)_{\alpha\nu} \delta_{\beta s} - \frac{mg_{\downarrow}^2}{M} (1 - \sigma_z)_{\alpha\nu} (1 + \sigma_z)_{\beta s} \left. \right] \\ & + \frac{3\pi\nu_{\uparrow}\tau_2}{8(g_{\uparrow}k_{F\uparrow}\tau_2)^2} \left[\left(1 - D_{\uparrow} q^2 \tau_2 + i\omega \tau_2 + \frac{mg_{\uparrow}^2}{2M} - \frac{g_{\uparrow}^2 k_{F\uparrow}^2}{3M^2} + \frac{m^2 g_{\uparrow}^2}{2k_{F\uparrow}^2} \right) (1 + \sigma_z)_{\alpha\nu} (1 + \sigma_z)_{\beta s} \right. \\ & - \frac{g_{\uparrow}^2 k_{F\uparrow}^2}{3M^2} \sigma_{\alpha\nu}^y \sigma_{\beta s}^y + \frac{g_{\uparrow}^2 k_{F\uparrow}^2}{6M^2} \delta_{\alpha\nu} (1 + \sigma_z)_{\beta s} + \frac{g_{\uparrow}^2 k_{F\uparrow}^2}{6M^2} (1 + \sigma_z)_{\alpha\nu} \delta_{\beta s} + \frac{mg_{\uparrow}^2}{M} (1 + \sigma_z)_{\alpha\nu} (1 - \sigma_z)_{\beta s} \left. \right]. \quad (73) \end{aligned}$$

Using (73), we can find all nonvanishing matrix elements of $\Pi_{\alpha\nu\beta s}(\omega, q)$ and then solve the ladder equations of Fig. 7. We do not make this calculation since we notice that the presence of the small factor $1/(gk_F\tau)^2$ leads to complete suppression of the Cooperon. Thus, the localization corrections exist only for $gk_F\tau < 1$.

Finally, we present the calculation of a classical correction to the conductivity due to the SO interaction in Hamiltonian (49). After calculating the loop diagram with the Green functions (65), and using (57),(58),(63),(64), we find

$$\sigma_{zz}^{(0)} = \frac{e^2 n_{\uparrow} \tau_{\uparrow}}{m} \left(1 + \frac{m^2 g_{\uparrow}^2}{k_{F\uparrow}^2} - \frac{mg_{\uparrow}^2}{M} - \frac{\nu_{\downarrow}}{\nu_{\uparrow}} \frac{g_{\downarrow}^2 k_{F\downarrow}^2}{12M^2} \right) + \frac{e^2 n_{\downarrow} \tau_{\downarrow}}{m} \left(1 + \frac{m^2 g_{\downarrow}^2}{k_{F\downarrow}^2} - \frac{mg_{\downarrow}^2}{M} - \frac{\nu_{\uparrow}}{\nu_{\downarrow}} \frac{g_{\uparrow}^2 k_{F\uparrow}^2}{12M^2} \right). \quad (74)$$

This expression contains corrections related to renormalization of the density of states (second and third terms in the brackets) and of the scattering time (fourth terms).

cal potential

$$\Delta\mu = \frac{g_{\uparrow}^2 k_{F\uparrow}^3 + g_{\downarrow}^2 k_{F\downarrow}^3}{6M(k_{F\uparrow} + k_{F\downarrow})} - \frac{m(g_{\uparrow}^2 k_{F\uparrow} + g_{\downarrow}^2 k_{F\downarrow})}{2(k_{F\uparrow} + k_{F\downarrow})}. \quad (75)$$

We should also take into account a renormalization of the chemical potential μ . For this purpose we calculate the total number of spin up and down electrons and impose the condition of constant particle number. After simple calculations we find the correction to the chemi-

Calculating the corresponding corrections to Fermi momenta, $k_{F\uparrow,\downarrow}$, we find the corrections to spin up and down classical conductivities connected with renormalization of

the chemical potential

$$\frac{\Delta\sigma_{zz\uparrow}^{(0)}}{\sigma_{zz}^{(0)}} = \frac{m(g_{\uparrow}^2 k_{F\uparrow}^3 + g_{\downarrow}^2 k_{F\downarrow}^3)}{2Mk_{F\uparrow}^2(k_{F\uparrow} + k_{F\downarrow})} - \frac{3m^2(g_{\uparrow}^2 k_{F\uparrow} + g_{\downarrow}^2 k_{F\downarrow})}{2k_{F\uparrow}^2(k_{F\uparrow} + k_{F\downarrow})}, \quad (76)$$

$$\frac{\Delta\sigma_{zz\downarrow}^{(0)}}{\sigma_{zz}^{(0)}} = \frac{m(g_{\uparrow}^2 k_{F\uparrow}^3 + g_{\downarrow}^2 k_{F\downarrow}^3)}{2Mk_{F\downarrow}^2(k_{F\uparrow} + k_{F\downarrow})} - \frac{3m^2(g_{\uparrow}^2 k_{F\uparrow} + g_{\downarrow}^2 k_{F\downarrow})}{2k_{F\downarrow}^2(k_{F\uparrow} + k_{F\downarrow})}. \quad (77)$$

The total correction to conductivity includes all corrections to the classical part, Eqs. (74), (76) and (77), as well as the quantum correction in the form of Eqs. (21) or (36) with $\tilde{\tau}_{so}$, given by (72) for $gk_F\tau < 1$.

VII. SUMMARY AND CONCLUSIONS

We have analyzed the localization corrections to electrical conductivity in magnetically polarized materials with spin-orbit interactions. The strong magnetic polarization excludes processes with the singlet Cooperon, which are responsible for the antilocalization in nonmagnetic materials with SO scattering. As a result, the quantum correction to conductivity is always negative in ferromagnets and leads to negative magnetoresistance.

The strength of SO interaction, together with the phase relaxation time due to inelastic processes, determine the magnitude of these corrections. In the case when the SO interaction is associated with scattering from impurities and/or other defects, the effective SO scattering time $\tilde{\tau}_{so}$ entering the Cooperon, depends on the dimensionality of the system and on the magnetization orientation with respect to the plane of the system (in the case of two-dimensional or quasi-two-dimensional systems). In the case of strongly two-dimensional ferromagnets with in-plane magnetization, the inverse time $1/\tilde{\tau}_{so}$ is zero. This increases the magnitude of the localization correction. The vanishing value of $1/\tilde{\tau}_{so}$ is essentially related to the spin-flip scattering of the Cooperon; the usual contribution from the spin-conserving scattering is cancelled by the spin-flip contribution, which enters the Cooperon with an opposite sign. In the quasi-two-dimensional case both contributions are present, but they do not cancel each other.

We have also found the effective spin relaxation time in the case of Bychkov-Rashba SO interaction. It contains contributions from both spin-flip and spin-conserving scattering processes.

In our model we neglected an internal magnetic field H_{int} , which can enter the Hamiltonian through a vector potential in the kinetic energy. As is well known, such term in the Hamiltonian leads to a suppression of the localization corrections at sufficiently high magnetic fields. If the internal magnetic field is not too large, it can be taken into account in Eq. (22) in the same way as an external magnetic field. The magnitude of the internal

magnetic field may be rather high in strong ferromagnets. Nevertheless, weak localization corrections were observed, e.g., in Ni films.¹⁴

We hope that the best candidates for the observations of localization corrections are semiconducting ferromagnets like GaMnAs,¹⁷ which are recently extensively studied in view of their possible applications in spintronics. Another example is a new ferromagnetic semiconductor CaB₆, where a very small magnetization can be combined with a small electron density.³²

ACKNOWLEDGEMENTS

One of authors (V.D.) is thankful to J. Berakdar and A. Crépieux for stimulating discussions and comments. V.D. and J.B. thank the Polish KBN for a partial support under Grant No. 2P03B 075 14.

-
- ¹ M. N. Baibich, J. M. Broto, A. Fert, F. Nguyen van Dau, F. Petroff, P. Etienne, G. Creuzet, A. Friederich, and J. Chazelas, *Phys. Rev. Lett.* **61**, 2472 (1988).
 - ² G. Binasch, P. Grünberg, F. Saurenbach, and W. Zinn, *Phys. Rev. B* **39**, 4828 (1989).
 - ³ G. A. Prinz, *Science* **282**, 1660 (1998).
 - ⁴ R. Fiederling, M. Kelm, G. Reuscher, W. Ossau, G. Schmidt, A. Waag, and L. W. Molenkamp, *Nature* **402**, 787 (1999); Y. Ohno, D. K. Young, B. Beschoten, F. Matsukura, H. Ohno, and D. D. Awschalom, *Nature* **402**, 790 (1999); K. Manyala, Y. Sidis, J. F. DiTusa, G. Aeppli, D. P. Young, and Z. Fisk, *Nature* **404**, 581 (2000).
 - ⁵ D. P. DiVincenzo and D. Loss, *J. Magn. Magn. Materials* **200**, 202 (1999); D. P. DiVincenzo, G. Burkard, D. Loss, and E. V. Sukhorukov, *cond-mat/9911245*.
 - ⁶ B. L. Altshuler, A. G. Aronov, D. E. Khmel'nitskii, and A. I. Larkin, in *Quantum Theory of Solids*, edited by I. M. Lifshits (Mir, Moscow, 1982), p. 130-237.
 - ⁷ P. A. Lee and T. V. Ramakrishnan, *Rev. Mod. Phys.* **57**, 287 (1985).
 - ⁸ B. L. Altshuler and A. G. Aronov, *Electron-Electron Interaction in Disordered Systems*, edited by A. L. Efros and M. Pollak (Elsevier, Amsterdam, 1985).
 - ⁹ G. Bergmann, *Phys. Rep.* **107**, 1 (1984).
 - ¹⁰ A. Singh and E. Fradkin, *Phys. Rev. B* **35**, 6894 (1987).
 - ¹¹ S. Kobayashi, Y. Ootuka, F. Komori, and W. Sasaki, *J. Phys. Soc. Jpn.* **51**, 689 (1982).
 - ¹² H. Raffy, L. Dumoulin, and J. P. Burger, *Phys. Rev. B* **36**, 2158 (1987).
 - ¹³ M. Rubinstein, F. J. Rachford, W. W. Fuller, and G. A. Prinz, *Phys. Rev. B* **37**, 8689 (1988).
 - ¹⁴ M. Aprili, J. Lesueur, L. Dumoulin, and P. Nédélec, *Solid State Commun.* **102**, 41 (1997).
 - ¹⁵ F. G. Aliev, E. Kunnen, K. Temst, K. Mae, G. Verbanck,

- J. Barnaś, V. V. Moshchalkov, and Y. Bruynseraede, Phys. Rev. Lett. **78**, 134 (1997).
- ¹⁶ I. P. Smorchkova, N. Samarth, J. M. Kikkawa, and D. D. Awschalom, Phys. Rev. Lett. **78**, 3571 (1997).
- ¹⁷ H. Ohno, A. Shen, F. Matsukura, A. Oiwa, A. Endo, S. Katsumoto, and Y. Iye, Appl. Phys. Lett. **69**, 363 (1996); H. Ohno, Science **281**, 951 (1998); H. Ohno and F. Matsukura, Sol. State Commun. **117**, 179 (2001).
- ¹⁸ P. W. Anderson, E. Abrahams, and T. V. Ramakrishnan, Phys. Rev. Lett. **43**, 718 (1979).
- ¹⁹ S. Hikami, A. I. Larkin, and Y. Nagaoka, Prog. Theor. Phys. **63**, 707 (1980).
- ²⁰ S. Maekawa and H. Fukuyama, J. Phys. Soc. Jpn. **51**, 3262 (1982).
- ²¹ G. Dresselhaus, Phys. Rev. **100**, 580 (1955).
- ²² Yu. A. Bychkov and E. I. Rashba, Pis'ma Zh. Eksp. Teor. Fiz. **39**, 64 (1984) [JETP Lett. **39** 78 (1984)]; Yu. A. Bychkov and E. I. Rashba, J. Phys. C **17**, 6093 (1984).
- ²³ A. G. Aronov and Y. B. Lyanda-Geller, Phys. Rev. Lett. **70**, 343, 1993.
- ²⁴ W. Knap, C. Skierbiszewski, A. Zduniak, E. Litwin-Staszewska, D. Bertho, F. Kobbi, J. L. Robert, G. E. Pikus, F. G. Pikus, S. V. Iordanskii, V. Mosser, K. Zekentes, and Yu. B. Lyanda-Geller. Phys. Rev. B **53**, 3912 (1996).
- ²⁵ Yu. Lyanda-Geller, Phys. Rev. Lett. **80**, 4273 (1998).
- ²⁶ J. E. Hirsch, Phys. Rev. Lett. **83**, 1834 (1999).
- ²⁷ E. N. Bulgakov, K. N. Pichugin, A. F. Sadreev, P. Štředa, and P. Šeba, Phys. Rev. Lett. **83**, 376 (1999).
- ²⁸ S. Zhang, Phys. Rev. Lett. **85**, 393 (2000).
- ²⁹ T. Valet and A. Fert, Phys. Rev. B. **48**, 7099 (1993).
- ³⁰ Q. Yang, P. Holody, S. F. Lee, L. L. Henry, R. Loloee, P. A. Schroeder, W. P. Pratt, Jr., and J. Bass, Phys. Rev. Lett. **72**, 3274 (1994).
- ³¹ A. Kawabata, Solid State Commun. **34**, 431 (1980); A. Kawabata, J. Phys. Soc. Jpn. **49**, 628 (1980).
- ³² D. P. Young, D. Hall, M. E. Torrelli, Z. Fisk, J. L. Sarrao, J. D. Thompson, H.-R. Ott, S. B. Oseroff, R. G. Goodrich, and R. Zysler, Nature **397**, 412 (1999); H. R. Ott, J. L. Gavilano, B. Ambrosini, V. Vonlanthen, E. Felder, L. Degiorgi, D. P. Young, Z. Fisk, and R. Zysler, Physica B **281-282**, 423 (2000).