

# Frequency-dependent shot noise in long disordered SNS contacts

K. E. Nagaev

*Institute of Radioengineering and Electronics, Russian Academy of Sciences, Mokhovaya ulica 11, 103907 Moscow, Russia*  
(October 26, 2018)

The shot noise in long diffusive SNS contacts is calculated using the semiclassical approach. At low frequencies and for purely elastic scattering, the voltage dependence of the noise is of the form  $S_I = (4\Delta + 2eV)/3R$ . The electron-electron scattering suppresses the noise at small voltages resulting in vanishing noise yet infinite  $dS_I/dV$  at  $V = 0$ . The distribution function of electrons consists of a series of steps, and the frequency dependence of noise exhibits peculiarities at  $\omega = neV$ ,  $\omega = neV - 2\Delta$ , and  $\omega = 2\Delta - neV$  for integer  $n$ .

PACS numbers: 72.70.+m, 74.40.+k, 74.50.+r

In recent years much work was devoted to shot noise in hybrid superconductor (S) – normal-metal (N) systems.<sup>1</sup> The key role in these systems is played by Andreev reflections at the NS boundaries, in which electrons incident from the normal metal are reflected as holes transferring a charge  $2e$  to the superconductor. Most of theoretical results in this field were obtained under the assumption of quantum-coherent transport. The shot noise in diffusive SN contacts was shown to double at subgap voltages  $eV < \Delta$  with respect to the noise in normal contacts,<sup>2</sup> which was interpreted as a doubling of the effective electron charge. In SNS contacts, multiple Andreev reflections from the contact edges were found to greatly increase the low-voltage noise<sup>3–5</sup>, which was attributed to independent transfers of large charge quanta  $2\Delta/eV$  times  $2e$ . Both effects were observed experimentally.<sup>6–8</sup> The frequency dependence of shot noise in SN contacts was shown to exhibit peculiarities at the Josephson frequency  $\omega = 2eV$  at subgap voltages and additional singularities at  $\omega = eV \pm \Delta$  at  $eV > \Delta$ .<sup>9</sup> The peculiarity at  $\omega = 2eV$  was already experimentally observed.<sup>10</sup>

It was shown recently that the shot noise in diffusive SN contacts may be also described using the semiclassical Boltzmann–Langevin approach.<sup>11</sup> In this approach, the doubled shot noise is explained by the effective heating of the electron gas in the contact by the applied voltage.<sup>12</sup> Because the SN boundary obstructs the heat flow from the contact into the superconducting electrode, the effective heating is stronger and the noise is larger than in normal contacts. This approach also allows one to consider the effects of inelastic scattering on the noise. In this paper, the semiclassical approach is applied to the noise in long diffusive SNS contacts.<sup>13</sup>

Consider a narrow normal-metal microbridge connecting two massive superconducting electrodes. The elastic mean free path  $l$  of electrons in the microbridge is assumed to be much larger than  $(D/\Delta)^{1/2}$ , where  $\Delta$  is the superconducting gap and  $D$  is the diffusion coefficient in the normal metal. We restrict ourselves to the case of zero temperature. The constant voltage bias is assumed to be much larger than the Thouless energy  $\varepsilon_T = D/L^2$ .

Under these conditions, it is possible to neglect the penetration of the condensate into the microbridge and consider it just as a normal metal with a nonequilibrium distribution function of electrons.<sup>14</sup> Since the SN boundaries have a zero electrical resistivity and the whole voltage drop takes place in the bulk of the contact, the noise in this systems is caused by the randomness of the impurity scattering and the semiclassical Boltzmann–Langevin approach<sup>15</sup> or its quantum extension<sup>16</sup> may be applied. The Langevin equation for the current fluctuations reads

$$\delta \mathbf{j} = -D\nabla\delta\rho - \sigma\nabla\delta\phi + \delta \mathbf{j}^{ext}, \quad (1)$$

where  $\sigma$  is the electric conductivity,  $\delta\rho(\mathbf{r})$  is the charge-density fluctuation,  $\delta\phi(\mathbf{r})$  is the local fluctuation of the electric potential, and the correlator of extraneous currents  $\delta \mathbf{j}^{ext}$  is given by

$$\langle \delta j_\alpha^{ext}(\mathbf{r}_1) \delta j_\beta^{ext}(\mathbf{r}_2) \rangle_\omega = 4\sigma\delta_{\alpha\beta}\delta(\mathbf{r}_1 - \mathbf{r}_2)T_N(\mathbf{r}_1),$$

$$T_N(\mathbf{r}, \omega) = \frac{1}{2} \int d\varepsilon \{ f(\mathbf{r}, \varepsilon)[1 - f(\mathbf{r}, \varepsilon + \omega)] + f(\mathbf{r}, \varepsilon + \omega)[1 - f(\mathbf{r}, \varepsilon)] \}, \quad (2)$$

where  $f(\mathbf{r}, \varepsilon)$  is the average distribution function of electrons, which is almost isotropic in the momentum space because of a strong impurity scattering. If the frequency  $\omega$  is smaller than  $1/RC$ , where  $R$  is the resistance of the contact and  $C$  is its capacity, the noise in the contact is obtained just by averaging  $T_N$  over its volume:<sup>17</sup>

$$S_I = (4/R) \int (dx/L) T_N(x), \quad (3)$$

where  $x$  is the coordinate along the contact. To calculate the noise, one has to find first the average distribution function  $f$ , which obeys the standard diffusion equation

$$D\nabla^2 f + I_{in}(\varepsilon, x) = 0, \quad (4)$$

with inelastic collision integral  $I_{in}$ . What makes the system different from a normal contact is the boundary

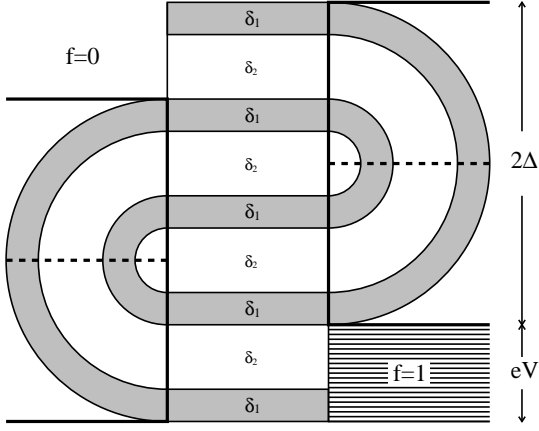


FIG. 1. The scheme of energy bands for  $2\Delta/eV = 10/3$ . Dashed lines show the Fermi levels of the superconductors. The dashed areas show the path of a through passage of the quasiparticles across the contact.

conditions for this equation. Consider first a single SN boundary located at  $x = 0$ . Assuming a total Andreev reflection at subgap energies, one may write the boundary conditions for the momentum-dependent distribution function at the SN interface in the form<sup>18</sup>

$$f(\varepsilon, v_x) = 1 - f(-\varepsilon, -v_x). \quad (5)$$

provided that the energy  $\varepsilon$  is measured from the Fermi level of the superconductor. They are conveniently rewritten in terms of the symmetric and antisymmetric parts of  $f(\varepsilon, v_x)$  with respect to  $v_x$ . Expressing the antisymmetric part of  $f$  in terms of the gradient of the isotropic  $f(\varepsilon, x)$ , one obtains the following boundary conditions for Eq. (4) at the left end of the contact:

$$\begin{aligned} f(\varepsilon, 0) &= 1 - f(-\varepsilon, 0), \\ \nabla f(\varepsilon, x)|_{x=0} &= -\nabla f(-\varepsilon, x)|_{x=0}. \end{aligned} \quad (6)$$

Making use of Eq. (4), one may express the gradient terms in (6) in terms of the distribution function at the other end of the contact and the collision integral  $I_{in}$ , which gives

$$\begin{aligned} f(\varepsilon, 0) &= (1/2)[1 + f(\varepsilon, L) - f(-\varepsilon, L)] \\ &+ \frac{1}{2D} \int_0^L dx' (L - x') [I(\varepsilon, x') - I(-\varepsilon, x')]. \end{aligned} \quad (7)$$

Now consider the case where both electrodes are superconducting and their Fermi levels are shifted symmetrically by  $\pm eV/2$ . At first assume that the inelastic scattering is absent. Denote  $f(\varepsilon, 0)$  by  $f_L(\varepsilon)$  and  $f(\varepsilon, L)$  by  $f_R(\varepsilon)$ . Then one may write down the boundary conditions (7) for the left and right interfaces in the form

$$\begin{aligned} f_L(\varepsilon) &= (1/2)[1 + f_R(\varepsilon) - f_R(-\varepsilon + eV)], \\ f_R(\varepsilon) &= (1/2)[1 + f_L(\varepsilon) - f_L(-\varepsilon + eV)] \end{aligned} \quad (8)$$

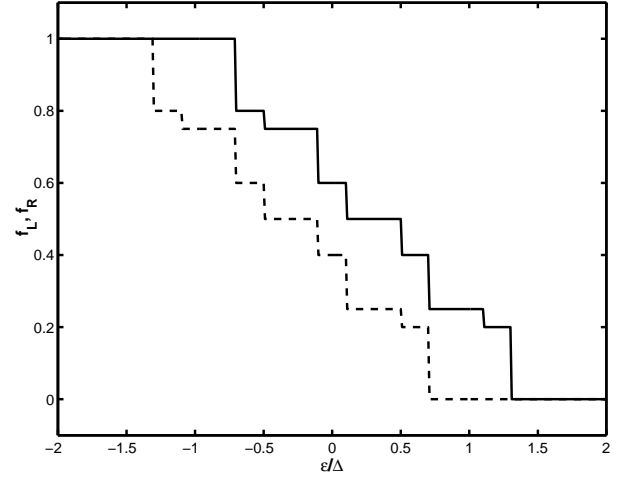


FIG. 2. The distribution functions at the right (solid line) and left (dashed line) ends of the contact for  $eV/2\Delta = 3/10$ .

Suppose first that the ratio  $2\Delta/eV = N$  is integer. In this case, the relevant range of energies  $-\Delta - eV/2 < \varepsilon < \Delta + eV/2$  may be split into  $N + 1$  bands of width  $eV$  where the distribution functions  $f_L$  and  $f_R$  are constant. Denote the corresponding values by  $f_{iL}$  and  $f_{iR}$  in order of increasing energy,  $i = 1 \dots N + 1$ . It follows from (8) and the continuity of  $f$  outside the subgap region that  $f_{iL}$  and  $f_{iR}$  obey a set of equations

$$\begin{aligned} f_{iL} &= (1 + f_{iR} - f_{N+1-i,R})/2, \quad i = 1 \dots N \\ f_{iR} &= (1 + f_{iL} - f_{N+3-i,L})/2, \quad i = 2 \dots N + 1, \\ f_{N+1,L} &= 0, \quad f_{1R} = 1. \end{aligned} \quad (9)$$

It is noteworthy that at even  $N$  all equations (9) are coupled and a quasiparticle can traverse the contact via a series of Andreev reflections. For odd  $N$  this set of equations breaks into two independent subsets for odd and even  $i$ . In this case, the quasiparticles cannot traverse the contact via a series of Andreev reflections and are finally reflected back into the emitting electrode.

Suppose now that the ratio  $2\Delta/eV$  is noninteger, i. e.  $2\Delta/(N + 1) < eV < 2\Delta/N$ . In this case, the relevant range of energies is split into alternating bands of width  $\delta_1 = 2\Delta - NeV$  and  $\delta_2 = (N + 1)eV - 2\Delta$ ,  $N + 2$  bands of width  $\delta_1$  and  $N + 1$  bands of width  $\delta_2$  in all (see Fig. 1). The values of the distribution functions in each set of bands  $f_{i(L,R)}^{(1)}$  and  $f_{j(L,R)}^{(2)}$  obey closed sets of equations (9) with numbers of bands  $N + 2$  and  $N + 1$ . The solutions are of the form

$$\begin{aligned} f_{iL}^{(1)} &= 1 - i/(N + 2), \quad f_{iR}^{(1)} = 1 - (i - 1)/(N + 2), \\ f_{iL}^{(2)} &= 1 - \frac{i}{N + 1}, \quad f_{iR}^{(2)} = 1 - \frac{i - 1}{N + 1}. \end{aligned} \quad (10)$$

A typical behavior of the distribution function for a non-integer ratio  $2\Delta/eV$  is shown in Fig. 2. It falls down from 1 to 0 through a series of steps of unequal height. In principle, these steps could be observed directly using tunneling spectroscopy.<sup>19</sup> The distribution function at any point  $x$  is calculated from the diffusion equation as

$$f(\varepsilon, x) = (1 - x/L)f_L(\varepsilon) + (x/L)f_R(\varepsilon) \quad (11)$$

and integration in Eq. (3) is easily performed. At low frequencies, one obtains

$$S_I(0) = 2(2\Delta + eV)/3R. \quad (12)$$

Despite the stepped distribution function,  $S_I(V)$  is a perfectly smooth curve. At large voltages, the SNS contact exhibits excess noise  $4\Delta/3eV$ , which is two times larger than that of a long SN contact.<sup>11</sup> At low voltages, it tends to the same finite value, as it takes place for a diffusive SNS contact with a strong barrier.<sup>5</sup> The occurrence of the same prefactor  $1/3$  in the zero-voltage noise as in the voltage dependence of noise in normal-metal contacts is not purely coincidental. At low voltages the steps in the distribution function merge and it becomes a coordinate-independent linear function of energy in the range  $-\Delta < \varepsilon < \Delta$ . On the contrary, the distribution function in normal-metal contacts is energy-independent linear function of coordinate in an energy range of width  $eV$ . Since the integration in the expression for the low-frequency noise is symmetric with respect to coordinate and energy, it gives the same prefactor in both cases.

Though the stepped structure of the distribution function does not manifest itself in the low-frequency noise, it results in peculiarities of its frequency dependence. The jumps of  $dS_I/d\omega$  arise when the steps of  $f(\varepsilon)$  come across the steps of  $f(\varepsilon - \omega)$  in the integrand of Eq. (2). There are three types of peculiarities of  $S_I(\omega)$ . The first one corresponds to frequencies  $\omega = meV$ ,  $m = 1 \dots N + 1$ . The magnitude of the jump is

$$\theta_0^{(m)} = \frac{4}{3R} \frac{(N+2)(N+1)(2N-3m+3) + m^3}{(N+1)^2(N+2)^2}, \quad (13)$$

for  $m = 1 \dots N$  and  $\theta_0^{(N+1)} = (4/3R)(N+1)^{-1}(N+2)^{-2}$ . The second type corresponds to the frequencies  $\omega = meV + \delta_1 = 2\Delta - (N-m)eV$ , and the corresponding jumps of the derivative are

$$\theta_+^{(m)} = \frac{2}{3R} \frac{(N+2)(3mN-3m^2-2) + (N+2)^3 - m^3}{(N+1)^2(N+2)} \quad (14)$$

for  $m = 1 \dots N$  and  $\theta_+^{(N+1)} = (2/3R)(N+2)^{-2}$ . The third type of peculiarities takes place at  $\omega = meV - \delta_1 = (N+m)eV - 2\Delta$  resulting in the jumps of the derivative

$$\theta_-^{(m)} = (2/3R)(N-m+2)^3/[(N+1)(N+2)]^2 \quad (15)$$

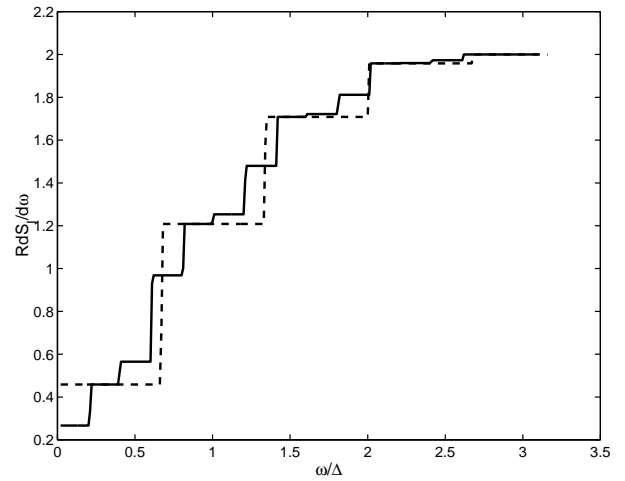


FIG. 3. Frequency dependence of  $dS_I/d\omega$  for  $eV/2\Delta = 3/10$  (solid line) and  $eV/2\Delta = 1/3$  (dashed line).

for  $m = 1 \dots N$  and  $\theta_-^{(N+1)} = (2/3R)[(N+1)(N+2)]^{-2}$ . If  $2\Delta/eV$  is integer,  $\delta_1 = 0$  and the three sets of steps merge into one at  $\omega = meV$ . The magnitude of the steps is given by the sum of  $\theta_0^{(m)}$ ,  $\theta_+^{(m)}$ , and  $\theta_-^{(m)}$

$$\theta_\Sigma^{(m)} = (4/R)(N+1-m)/(N+1)^2 \quad (16)$$

for  $m = 1 \dots N$  and  $\theta_\Sigma^{(N+1)} = (2/3R)(N+1)^{-2}$ . The frequency dependences of  $dS_I/d\omega$  for an integer and noninteger ratios  $2\Delta/eV$  are shown in Fig. 3.

Consider now the effects of electron-electron scattering on the shot noise. This type of scattering slightly increases it in NN and SN contacts at  $eV \ll \Delta$  because it does not decrease the energy of electron gas yet broadens the band of partially occupied states.<sup>11</sup> However the effects of electron-electron scattering in SNS contacts at  $eV \ll \Delta$  are essentially different from these cases since the overheated electron gas is trapped between two NS interfaces and quasiparticles can escape into the electrodes only by climbing to above-gap energies through a series of Andreev reflections or via inelastic scattering. Hence the electron-electron scattering should decrease the shot noise because electrons and holes outscattered from the subgap region immediately diffuse into the electrodes and the contact is thus effectively cooled.

As the distribution function and the collision integral are only slightly coordinate-dependent at small voltages, one obtains from Eq. (7)

$$f_L(\varepsilon) = (1/2)[1 + f_R(\varepsilon) - f_R(-\varepsilon - eV)]$$

$$+(L^2/4D)[I_{in}(\varepsilon) - I_{in}(-\varepsilon - eV)],$$

$$f_R(\varepsilon) = (1/2)[1 + f_L(\varepsilon) - f_L(-\varepsilon + eV)]$$

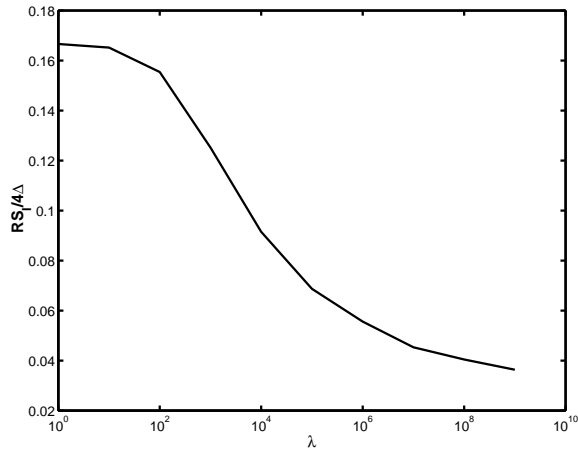


FIG. 4. Plot of the dimensionless noise vs. dimensionless parameter of electron-electron scattering at  $eV \ll \Delta$ .

$$+ (L^2/4D)[I_{in}(\varepsilon) - I_{in}(-\varepsilon + eV)]. \quad (17)$$

By expanding  $f_L$  and  $f_R$  to the second order and  $I_{in}$  to zeroth order with respect to  $eV$  and forming symmetric and antisymmetric combinations of Eqs. (17) with respect to the indices  $l, R$  and  $\pm\varepsilon$ , one finally arrives at an energy-diffusion equation for the distribution function  $\bar{f}(\varepsilon) = [f_L(\varepsilon) + f_R(\varepsilon)]/2$  in the form

$$(eV)^2 d^2 \bar{f} / d\varepsilon^2 + (L^2/2D)[I(\varepsilon) - I(-\varepsilon)] = 0 \quad (18)$$

with the boundary conditions  $\bar{f}(-\Delta) = 1$  and  $\bar{f}(\Delta) = 0$ . The energy diffusion described by the right hand side of Eq. (18) is the result of multiple Andreev reflections in the limit  $eV \ll \Delta$ . In the absence of inelastic scattering it just gives  $\bar{f}(\varepsilon) = (1 - \varepsilon/\Delta)/2$ , which results in  $S_I = 4\Delta/3R$  in agreement with Eq. (12). Making use of the explicit form of the collision integral

$$I_{ee}(\varepsilon) = \alpha_{ee} \epsilon_F^{-1} \int d\varepsilon' \int d\omega \{ f(\varepsilon - \omega) f(\varepsilon') \times [1 - f(\varepsilon)][1 - f(\varepsilon' - \omega)] - f(\varepsilon) f(\varepsilon' - \omega)[1 - f(\varepsilon - \omega)][1 - f(\varepsilon')] \}, \quad (19)$$

Eq. (18) was solved numerically. The resulting dimensionless low-frequency noise  $RS_I/4\Delta$  is plotted in Fig. 4 as a function of the dimensionless inelastic parameter  $\lambda = \alpha_{ee} \Delta^4 / (e^2 V^2 \varepsilon_F D / L^2)$ . At large  $\lambda$  the noise scales nearly as inverse logarithm of  $\lambda$ . This behavior may be explained as follows. At large  $\lambda$  the distribution function of electrons trapped in the contact assumes almost equilibrium shape with an effective temperature  $T_e \ll \Delta$ . On the other hand, the quasiparticles escape from the contact in this case mostly through electron-electron scattering rather than through Andreev reflections. Hence the Joule heating of the contact  $V^2/R$  may be equated to the flux of energy  $J$  carried by electrons and holes outscattered from the subgap energy region by electron-electron collisions. As  $J \propto \alpha_{ee} (\Delta^3 T_e / \varepsilon_F) \exp(-\Delta/T_e)$ ,

one readily obtains that  $S_I = 4T_e/R \propto R^{-1} \Delta / \ln \lambda$ . This suggests that at finite  $\alpha_{ee}$  the noise tends to zero at zero voltage yet with an infinitely large slope.

In summary, we have shown that in diffusive SNS contacts much longer than the coherence length the zero-temperature shot noise is a linear function of voltage with excess noise two times larger than in similar SN contacts. The finite zero-voltage noise  $4\Delta/3R$  is suppressed by a finite electron-electron scattering, but the initial slope of  $S_I(V)$  remains infinite. The stepped electron distribution function in the contact results in three series of peculiarities of the frequency dependence of noise at  $\omega = neV$ ,  $\omega = neV - 2\Delta$ , and  $\omega = 2\Delta - neV$  for integer  $n$ .

- 
- <sup>1</sup> Y. Blanter and M. Büttiker, Phys. Rep. **336**, 1 (2000).
  - <sup>2</sup> M. J. M. de Jong and C. W. J. Beenakker, Phys. Rev. B **49**, 16070 (1994).
  - <sup>3</sup> D. Averin and H. Imam, Phys. Rev. Lett. **76**, 3814 (1996).
  - <sup>4</sup> J. C. Cuevas, A. Martín-Rodero, and A. Levy Yeati, Phys. Rev. Lett. **82**, 4086 (1999).
  - <sup>5</sup> E. V. Bezuglyi, E. N. Bratus, V. S. Shumeiko, and G. Wendin, Phys. Rev. Lett. **83**, 2050 (1999).
  - <sup>6</sup> X. Jehl, P. Payet-Burin, C. Baraduc, R. Calemczuk, and M. Sanquer, Phys. Rev. Lett. **83**, 1660 (1999).
  - <sup>7</sup> X. Jehl, M. Sanquer, R. Calemczuk, and D. Mailly, Nature **405**, 50 (2000).
  - <sup>8</sup> T. Hoss, C. Strunk, T. Nussbaumer, R. Huber, U. Staufer, and C. Schönenberger, Phys. Rev. B **62**, 4079 (2000).
  - <sup>9</sup> G. B. Lesovik, T. Martin, and J. Torrès, Phys. Rev. B **60**, 11935 (1999); cond-mat/0004489 (unpublished).
  - <sup>10</sup> A. A. Kozhevnikov, R. J. Shoelkopf and D. E. Prober, Phys. Rev. Lett. **84**, 3398 (2000).
  - <sup>11</sup> K. E. Nagaev and M. Büttiker, cond-mat/0007121 (unpublished).
  - <sup>12</sup> By heating, we mean a broadening of electron distribution function, which does not necessarily imply thermalization of electrons.
  - <sup>13</sup> When the manuscript of this paper was in preparation, a preprint appears where the low-frequency noise in this system was calculated, E. V. Bezuglyi, E. N. Bratus, V. S. Shumeiko, and G. Wendin, cond-mat/0010203 (unpublished).
  - <sup>14</sup> Yu. V. Nazarov and T. H. Stoof, Phys. Rev. Lett. **76**, 823 (1996).
  - <sup>15</sup> Sh. M. Kogan and A. Ya. Shul'man, Zh. Eksp. Teor. Fiz. **56**, 862 (1969) [Sov. Phys. JETP **29**, 467 (1969)].
  - <sup>16</sup> K. E. Nagaev, Phys. Rev. B **62**, 5066 (2000).
  - <sup>17</sup> K. E. Nagaev, Phys. Rev. B **57**, 4628 (1998).
  - <sup>18</sup> S. N. Artemenko and A. F. Volkov, Zh. Eksp. Teor. Fiz. **72**, 1018 (1977) [Sov. Phys. JETP **45**, 533 (1977)].
  - <sup>19</sup> H. Pothier, S. Gueron, N. O. Birge, D. Esteve, and M. Devoret, Phys. Rev. Lett. **79**, 3490 (1997).