

The effect of temperature on the viscoelastic response of rubbery polymers at finite strains

Aleksey D. Drozdov¹ and Al Dorfmann²

¹ Institute for Industrial Mathematics, 4 Hanachtom Street
84311 Beersheba, Israel

² Institute of Structural Engineering, 82 Peter Jordan Street
1190 Vienna, Austria

Abstract

Constitutive equations are derived for the viscoelastic response of rubbery polymers at finite strains. A polymer is thought of as a network of long chains connected to temporary junctions. At a random time, a chain detaches from a junction, which is treated at transition from its active state to the dangling state. A dangling chain at a random time captures a new junction in the vicinity of its free end and returns to its active state. Breakage and reformation of long chains are modeled as thermo-mechanically activated processes. Stress-strain relations for a rubbery polymer are developed using the laws of thermodynamics. Adjustable parameters in the model are found by fitting observations in uniaxial tensile tests for a carbon black filled rubber at various temperatures. Fair agreement is demonstrated between experimental data and results of numerical simulation.

1 Introduction

This paper is concerned with the nonlinear viscoelastic behavior of rubbery polymers at finite strains. The viscoelastic and viscoplastic response of rubbery polymers has been the focus of attention in the past decade [1]–[29]. This may be explained by the necessity to develop constitutive equations for rubber-like materials which may be employed for the numerical solution of applied engineering problems, on the one hand, and by a number of peculiarities in the behavior of rubber which cannot be adequately predicted by conventional stress-strain relations, on the other. The time-dependent response of industrial rubbery polymers in conventional mechanical tests is affected by a number of accompanying phenomena:

1. Plastic deformation and micro-damage (initiation and development of shear bands and crazes) [1, 19, 30].
2. Meso-scale damage (cavitation) and void formation [31, 32].
3. Mechanically induced crystallization of semicrystalline polymers [21, 27, 33].

4. Slip [34] and fragmentation [35] of crystallites driven by network stretching.
5. Mullins's effect [3, 5, 6].
6. Payne's effect [15].
7. Strain induced evolution of the internal structure [7] and orientational hardening [21, 27, 36].
8. Reinforcement of rubbery polymers by carbon black and silica [2, 8, 13, 15, 22, 29] and fractal aggregation of particles [10].

Although this list is far from being exhausted, even these items show that the existing micro-mechanical models are oversimplified to quantitatively predict the time-dependent response of rubbers. Even if we disregard these phenomena for an instant, a number of unresolved problems is found out which are associated with the description of rubbery polymers at the micro-level.

This study focuses on the following questions:

1. According to the entropic theory of rubber [37, 38], a polymer may be treated as a network of long chains connected to junctions. A junction is thought of as a crosslink between two (or more) monomers belonging to different chains. A chain between two junctions consists of a large number of strands (statistically independent elements of a macromolecule) which are modeled as rigid rods. This implies that the mechanical energy of a chain vanishes and the main contribution to the free energy of a chain is provided by the configurational entropy (that characterizes the number of configurations available for a chain which is treated as a random walk on a three-dimensional lattice) [38]. This approach correctly predicts the response of polymeric gels near the sol-gel transition point. Its application to more dense media (e.g., to polymeric melts) results in large deviations between experimental data and results of numerical analysis. To avoid these discrepancies, a mechanical energy of chains is introduced "by hand" into the formula for the free energy [39] (which is tantamount to treatment of strands as linear or nonlinear elastic springs). On the other hand, a conventional standpoint is that the concept of entropic elasticity is inapplicable to glassy polymers, whose response is associated with cooperative relaxation in micro-domains (regions of relatively high density comprising dozens of strands which belong to different chains and which rearrange simultaneously because of large-angle reorientation of strands) [40, 41, 42, 43]. An open question is about the correspondence between the entropic contribution into the free energy of a rubbery polymer and the contribution of its mechanical energy at various temperatures T (in particular, near the glass transition temperature T_g).
2. Changes in instantaneous elastic moduli of rubbery polymers with temperature are conventionally described by two mechanisms at the micro-level. According to the first [38], an increase in temperature results in thermal expansion of polymers, which is equivalent to an increase in the average distance between sequential monomers in a chain and between neighboring chains. The growth of this distance implies

a decrease in the intramolecular and intermolecular forces which is observed as a reduction of instantaneous elastic moduli at the macro-level. According to the other approach [44], the rubbery state of a polymer is characterized by a large number of entanglements between long chains. At elevated temperatures, entanglements do not impose restrictions on micro-motion of individual strands (local constraints), but serve only as global topological constraints for the motion of macromolecules. With a decrease in temperature (or an increase in the strain rate), the number of entanglements grows that restrict the micro-motion of particular strands of long chains, which is equivalent to transformation of these entanglements into temporary crosslinks. An increase in the number of temporary crosslinks is tantamount to a decrease in the average number of strands in a chain. The question is which of these two mechanisms is more adequate for the description of observations in mechanical tests.

3. According to conventional theories of rubber elasticity [37], a polymer is treated as an ensemble of flexible chains (the energy associated with their bending is neglected). The account for mechanical energy of elongation of chains in the formula for the free energy implies the question whether a model of semiflexible chains (with finite bending rigidities) is more adequate for the description of rubbers, and in what way the bending rigidity should be introduced into the constitutive equations.

This paper is an attempt to shed some light on these issues. To describe the time-dependent behavior of rubbery polymers, we employ the concept of transient networks. This theory was proposed in the seminal work [45] and developed in [46, 47, 48]. In the past decade, the theory of temporary networks was widely used to describe various observations from shear thickening of polymer solutions [49] to nonlinear relaxation of telechelic polymers [50]. The original theory was refined to account for (i) the effect of mechanical factors on the rates of breakage and reformation [51, 52, 53, 56] and (ii) the finite rate of stress relaxation in dangling chains [54]. All previous studies, however, treated transient networks as consisting of chains with an identical number of strands. This hypothesis substantially simplifies the analysis, but it imposes unreasonable limitations on the model. Molecular dynamics simulation [55] reveals that the chain length dramatically affects its relaxation rate. Based on this observations, we assume a transient network to be composed of long chains with different lengths and characterize the network by the probability density of chains with various numbers of strands. This refinement provides a way to distinguish changes in the viscoelastic response driven by (i) an increase in the elastic modulus of a strand and (ii) the growth of the number of temporary crosslinks.

The exposition is organized as follows. Section 2 deals with kinetic equations for the rates of breakage and reformation. The strain energy density of a transient network is determined in Section 3. Section 4 is concerned with constitutive equations for a temporary network of long chains. The stress-strain relations are applied to describe uniaxial extension of a specimen in Section 5. Several hypotheses regarding (i) the distribution of chains with various number of strands and (ii) the effect of the number of strands on the rate of a chain's breakage are introduced in Section 6. The stress-strain relations are verified in Section 7 by comparing results of numerical simulation with experimental data for carbon black filled rubber in static and dynamic tests. Some concluding remarks are

formulated in Section 8.

2 The concept of temporary networks

A rubbery polymer is modeled as a network of long chains (with various numbers of strands) bridged by temporary junctions. A chain whose ends are connected to separate junctions is treated as an active one. Snapping of an end of a chain from a junction is thought of as its breakage (transition from its active state to the dangling state). When a dangling chain captures a junction, a new active chain arises [48]. Breakage and reformation of active chains are treated as thermally activated processes: attachment and detachment events occur at random times as they are driven by thermal fluctuations.

A chain is determined by two parameters: the number of strands, $n = 1, 2, \dots$, and the end-to-end vector, \bar{R} . The distribution of chains with various numbers of strands is determined by the probability density $p(n)$, which is assumed to be independent of temperature, T , and the strain intensity. This hypothesis is equivalent to the assumption that chains do not fall to pieces under loading.

The kinetics of reformation is described by the function $X(t, \tau, n)$, which equals the number of active (merged to the network) chains with n strands (per unit mass) at time t that has last been linked to the network at instant $\tau \in [0, t]$. This function entirely determines the current state of a rubbery polymer at the micro-level. For example, the quantity $X(t, t, n)$ equals the number of active chains (per unit mass) with n strands at time t . In particular, $X(0, 0, n)$ is the initial concentration of active chains with n strands,

$$X(0, 0, n) = \Xi p(n), \quad (1)$$

where Ξ is the total number of active chains per unit mass (we suppose that Ξ does not change with strains and coincides with the number of active chains in a stress-free medium). The amount

$$\left. \frac{\partial X}{\partial \tau}(t, \tau, n) \right|_{t=\tau} d\tau$$

is the number of active chains with n strands (per unit mass) that have been linked to the network within the interval $[\tau, \tau + d\tau]$; the quantity

$$\frac{\partial X}{\partial \tau}(t, \tau, n) d\tau$$

determines the number of these chains that did not break during the interval $[\tau, t]$; the amount

$$-\frac{\partial X}{\partial t}(t, 0, n) dt$$

is the number of active chains (per unit mass) that detach from the network (for the first time) within the interval $[t, t + dt]$, and the quantity

$$-\frac{\partial^2 X}{\partial t \partial \tau}(t, \tau, n) dt d\tau$$

is the number of long chains (per unit mass) that has last been linked to the network within the interval $[\tau, \tau + d\tau]$ and leave the network (for the first time after merging) during the interval $[t, t + dt]$.

The kinetics of evolution for a network is determined by the relative rate of breakage of active chains, $\Gamma(t, n)$, and by the rate of merging of dangling links with the network, $\gamma(t, n)$. The assumption that Γ and γ depend on the number of strands n distinguishes the present model from previous ones where all chains are treated as composed of an identical number of strands. The dependence of the rates of breakage and reformation on time reflects the effect of the current strain intensity on these parameters at time-varying loading.

The relative rate of breakage, Γ , is defined as the ratio of the number of active chains broken per unit time to the total number of active chains,

$$\begin{aligned}\Gamma(t, n) &= -\frac{1}{X(t, 0, n)} \frac{\partial X}{\partial t}(t, 0, n), \\ \Gamma(t, n) &= -\left[\frac{\partial X}{\partial \tau}(t, \tau, n)\right]^{-1} \frac{\partial^2 X}{\partial t \partial \tau}(t, \tau, n).\end{aligned}\tag{2}$$

In the general case, Γ depends on the instant τ when a chain has been last bridged to the network (before its detachment) and on the guiding vector \bar{l} (the unit vector whose direction coincides with the end-to-end vector of the chain at the time τ). We neglect these dependencies, which is equivalent to the assumption that the network is homogeneous (the rate of breakage for a chain is independent of the instant of its connection to the network) and isotropic (the rate of breakage for a chain is independent of its direction at the instant of merging).

In agreement with conventional theories of temporary networks [48], the rate of merging, γ , is defined as the number of dangling chains (per unit mass) bridged to the network per unit time

$$\gamma(t, n) = \frac{\partial X}{\partial \tau}(t, \tau, n) \Big|_{\tau=t}.\tag{3}$$

The hypothesis about the isotropicity of the network implies that γ is independent of the guiding vector \bar{l} .

We consider a model with two states (active and dangling) of a long chain. A dangling chain is treated as a chain where stresses totally relax after its detachment (no memory about previous deformations), whereas the active chain is a chain that preserves entire memory about the macro-strain at the instant of its connection with the network. One can hypothesize about an intermediate state between these two extremities, when the interval between the detachment event and the subsequent attachment to the network is too small for total relaxation of stresses, but is sufficiently large to ensure that a part of these stresses does relax [54]. This is equivalent to the assumption that a partial memory preserves in a chain about the history of its deformation. For the sake of simplicity, we exclude this case from the consideration. However, because preserving a partial memory about the loading history seems quite natural, we distinguish the rate of transition from the active state to the dangling state, Γ , and the attempt rate, Γ_* , which is determined as the relative rate of slippage from sticky junctions for ends of active chains. It is assumed that Γ_* substantially exceeds the rate of breakage, Γ , which means that majority

of active chains detach from the network and, immediately afterwards (before stresses totally relax), merge with some junctions.

Equations (2) may be treated as ordinary differential equations for the function X . Integration of Eq. (2) with initial conditions (1) and (3) implies that

$$\begin{aligned} X(t, 0, n) &= \Xi p(n) \exp\left[-\int_0^t \Gamma(s, n) ds\right], \\ \frac{\partial X}{\partial \tau}(t, \tau, n) &= \gamma(\tau, n) \exp\left[-\int_\tau^t \Gamma(s, n) ds\right]. \end{aligned} \quad (4)$$

To exclude the rate of reformation γ from Eq. (4), we postulate that the concentrations of active and dangling chains remain constant and independent of the strain level. This means that the number of chains broken per unit time coincides with the number of chains merging with the network within the same interval. The number of long chains detached from the network during the interval $[t, t + dt]$ equals the sum of the number of initial chains (i.e., not broken until time t) that slip from temporary junctions

$$-\frac{\partial X}{\partial t}(t, 0, n) dt$$

and the number of chains connected with the network within the interval $[\tau, \tau + d\tau]$ (for the last time before instant t) and broken within the interval $[t, t + dt]$

$$-\frac{\partial^2 X}{\partial t \partial \tau}(t, \tau, n) dt d\tau.$$

This number coincides with the number of chains attached to the network within the interval $[t, t + dt]$,

$$\gamma(t, n) dt,$$

which results in the balance law

$$\gamma(t, n) = -\frac{\partial X}{\partial t}(t, 0, n) - \int_0^t \frac{\partial^2 X}{\partial t \partial \tau}(t, \tau, n) d\tau.$$

Substitution of Eq. (4) into this equality implies that

$$\gamma(t, n) = \Gamma(t, n) \left\{ \Xi p(n) \exp\left[-\int_0^t \Gamma(s, n) ds\right] + \int_0^t \gamma(\tau, n) \exp\left[-\int_\tau^t \Gamma(s, n) ds\right] d\tau \right\}.$$

To solve this equation, we introduce the notation

$$\tilde{\gamma}(t, n) = \gamma(t, n) \exp\left[\int_0^t \Gamma(s, n) ds\right], \quad (5)$$

and find that

$$\tilde{\gamma}(t, n) = \Gamma(t, n) \left[\Xi p(n) + \int_0^t \tilde{\gamma}(\tau, n) d\tau \right]. \quad (6)$$

Setting $t = 0$ in Eq. (6), we obtain

$$\tilde{\gamma}(0, n) = \Gamma(0, n) \Xi p(n). \quad (7)$$

Differentiation of Eq. (6) with respect to time results in

$$\frac{\partial \tilde{\gamma}}{\partial t}(t, n) = \left[\Gamma(t, n) + \frac{1}{\Gamma(t, n)} \frac{\partial \Gamma}{\partial t}(t, n) \right] \tilde{\gamma}(t, n).$$

Integration of this equality from zero to t yields

$$\ln \frac{\tilde{\gamma}(t, n)}{\tilde{\gamma}(0, n)} = \ln \frac{\Gamma(t, n)}{\Gamma(0, n)} + \int_0^t \Gamma(s, n) ds. \quad (8)$$

It follows from Eqs. (7) and (8) that

$$\tilde{\gamma}(t, n) = \Xi p(n) \Gamma(t, n) \exp \left[\int_0^t \Gamma(s, n) ds \right].$$

Combining this equality with Eq. (5), we arrive at the formula for the rate of reformation

$$\gamma(t, n) = \Xi p(n) \Gamma(t, n). \quad (9)$$

3 Strain energy density of a temporary network

An active chain is thought of as a nonlinear elastic spring whose position is determined by the unit vector \bar{l} directed along the end-to-end vector \bar{R} . We suppose that the stress in a dangling chain totally relaxes before this chain captures a new junction and the natural (stress-free) configuration of a chain merging with the network at time τ coincides with the actual configuration of the network at that instant.

We begin with the calculation of the extension ratio (along the chain), λ , for a chain that merged with the network at time τ and has not been broken within the interval $[\tau, t]$. At instant τ , the chain has a small length δ and connects two junctions at points A and B . At time $t \geq \tau$, the junctions occupy points with the radius vectors

$$\bar{r}_A(t) = \bar{r}_A(\tau) + \bar{u}(t, \tau, \bar{r}_A(\tau)), \quad \bar{r}_B(t) = \bar{r}_B(\tau) + \bar{u}(t, \tau, \bar{r}_B(\tau)),$$

where $\bar{u}(t, \tau, \bar{r})$ is the displacement vector at point \bar{r} for transition of the network from the deformed configuration at time τ to the deformed configuration at time t . The position of the chain is determined by the end-to-end vectors

$$\begin{aligned} \bar{R}(\tau) &= \bar{r}_B(\tau) - \bar{r}_A(\tau) = \delta \bar{l}, \\ \bar{R}(t) &= \bar{r}_B(t) - \bar{r}_A(t) = \delta \bar{l} + [\bar{u}(t, \tau, \bar{r}_B(\tau)) - \bar{u}(t, \tau, \bar{r}_A(\tau))] \\ &= \delta \bar{l} + [\bar{u}(t, \tau, \bar{r}_A(\tau) + \delta \bar{l}) - \bar{u}(t, \tau, \bar{r}_A(\tau))]. \end{aligned} \quad (10)$$

Neglecting terms of the second order of smallness compared to δ , we find from Eq. (10) that

$$\bar{R}(t) = \delta \bar{l} \cdot [\hat{I} + \bar{\nabla}(\tau) \bar{u}(t, \tau, \bar{r}_A(\tau))],$$

where $\bar{\nabla}(t)$ is the gradient operator in the actual configuration at instant t , \hat{I} is the unit tensor and dot stands for the inner product. In terms of the radius vector \bar{r} , this equality reads

$$\bar{R}(t) = \delta \bar{l} \cdot \bar{\nabla}(\tau) \bar{r}(t) = [\bar{\nabla}(\tau) \bar{r}(t)]^\top \cdot \delta \bar{l}, \quad (11)$$

where \top stands for transpose and the argument \bar{r}_A is omitted for simplicity. The end-to-end length of the chain, ds , is given by

$$ds^2 = \bar{R} \cdot \bar{R}.$$

Substitution of Eqs. (10) and (11) into this equality results in

$$ds^2(\tau) = \delta^2, \quad ds^2(t) = \delta^2 \bar{l} \cdot \hat{C}(t, \tau) \cdot \bar{l},$$

where

$$\hat{C}(t, \tau) = \bar{\nabla}(\tau) \bar{r}(t) \cdot [\bar{\nabla}(\tau) \bar{r}(t)]^\top$$

is the relative Cauchy deformation tensor for transition from the deformed configuration of the network at time τ to the deformed configuration at time t . The extension ratio λ is determined as

$$\lambda(t, \tau, \bar{l}) = \frac{ds(t)}{ds(\tau)} = [\bar{l} \cdot \hat{C}(t, \tau) \cdot \bar{l}]^{\frac{1}{2}}. \quad (12)$$

With reference to [48], we suppose that the network is incompressible and neglect the energy of interaction between long chains. These hypotheses are based on the assumption that the effect of excluded volume and other multi-chain effects for an individual chain are screened by surrounded macromolecules.

The mechanical energy of a network is defined as the sum of the mechanical energies for elongation of long chains comprising the network. This assumption is equivalent to the hypothesis that the bending energy of semi-flexible chains is small compared to its energy of elongation and may be neglected in the formula for the total energy of a transient network. It is worth noting some recent studies [57, 58] where the bending energy is included into the formula for the mechanical energy of an ensemble of chains.

The mechanical energy of a chain with n strands that merged with the network at instant τ and has not been broken until the time t reads

$$\tilde{W}(\lambda(t, \tau, \bar{l}), n),$$

where \tilde{W} is a smooth function. We postulate that $\tilde{W}(\lambda, n)$ may be factorized as

$$\tilde{W}(\lambda, n) = \mu(n) W_0(\lambda), \quad (13)$$

where $\mu(n)$ is the rigidity of a chain with n strands (with the dimension of energy) and $W_0(\lambda)$ is a dimensionless function of the extension ratio which satisfies the condition

$$W_0(1) = 0. \quad (14)$$

Equation (14) means that the mechanical energy vanishes for a non-deformed chain.

The mechanical energy (per unit mass) of initial chains which have not been broken within the interval $[0, t]$ is given by

$$\frac{1}{4\pi} \sum_{n=1}^{\infty} \mu(n) X(t, 0, n) \int_S W_0(\lambda(t, 0, \bar{l})) dA(\bar{l}), \quad (15)$$

where \mathcal{S} is the unit sphere in the space of vectors \bar{l} and $dA(\bar{l})$ is the surface element on \mathcal{S} . The mechanical energy (per unit mass) of long chains that merged with the network within the interval $[\tau, \tau + d\tau]$ and have been connected with the network until the current time t reads

$$\frac{1}{4\pi} \sum_{n=1}^{\infty} \mu(n) \frac{\partial X}{\partial \tau}(t, \tau, n) d\tau \int_{\mathcal{S}} W_0(\lambda(t, \tau, \bar{l})) dA(\bar{l}). \quad (16)$$

Summing expressions (15) and (16), we arrive at the formula for the strain energy density (per unit mass) of the network of long chains

$$\begin{aligned} U(t) = & \frac{1}{4\pi} \sum_{n=1}^{\infty} \mu(n) \left[X(t, 0, n) \int_{\mathcal{S}} W_0(\lambda(t, 0, \bar{l})) dA(\bar{l}) \right. \\ & \left. + \int_0^t \frac{\partial X}{\partial \tau}(t, \tau, n) d\tau \int_{\mathcal{S}} W_0(\lambda(t, \tau, \bar{l})) dA(\bar{l}) \right]. \end{aligned} \quad (17)$$

It follows from Eq. (12) that for an isotropic network, the expression

$$\int_{\mathcal{S}} W_0(\lambda(t, \tau, \bar{l})) dA(\bar{l})$$

depends on the principal invariants of the relative Cauchy deformation tensor, $\hat{C}(t, \tau)$, only. Because the third principal invariant of this tensor equals unity for an incompressible medium, we obtain

$$\int_{\mathcal{S}} W_0(\lambda(t, \tau, \bar{l})) dA(\bar{l}) = 4\pi W(I_k(t, \tau)), \quad (18)$$

where $I_k(t, \tau)$ is the k th principal invariant of $\hat{C}(t, \tau)$ ($k = 1, 2$), and $W = W(I_1, I_2)$ is the average (over end-to-end vectors) mechanical energy (at time t) of chains that merge with the network at instant τ . Equations (13) and (18) imply that

$$W(3, 3) = 0, \quad (19)$$

where the conditions $I_1 = 3$ and $I_2 = 3$ describe the stress-free state of a chain.

By analogy with Eq. (18), we write

$$\int_{\mathcal{S}} W_0(\lambda(t, 0, \bar{l})) dA(\bar{l}) = 4\pi W(I_{0k}(t)), \quad (20)$$

where $I_{0k}(t)$ is the k th principal invariant of the Cauchy deformation tensor for transition from the initial (stress-free) configuration of the network to its deformed configuration at time t .

Substitution of Eqs. (18) and (20) into Eq. (17) results in the formula

$$U(t) = \sum_{n=1}^{\infty} \mu(n) \left[X(t, 0, n) W(I_{0k}(t)) + \int_0^t \frac{\partial X}{\partial \tau}(t, \tau, n) W(I_k(t, \tau)) d\tau \right]. \quad (21)$$

Our objective now is to calculate the derivative of the function U with respect to time. It follows from Eqs. (2), (19) and (21) that

$$\frac{dU}{dt}(t) = J_1(t) - J_2(t), \quad (22)$$

where

$$J_1(t) = \sum_{n=1}^{\infty} \mu(n) \left[X(t, 0, n) \frac{dW}{dt}(I_{0k}(t)) + \int_0^t \frac{\partial X}{\partial \tau}(t, \tau, n) \frac{\partial W}{\partial t}(I_k(t, \tau)) d\tau \right], \quad (23)$$

and

$$J_2(t) = \sum_{n=1}^{\infty} \mu(n) \Gamma(t, n) \left[X(t, 0, n) W(I_{0k}(t)) + \int_0^t \frac{\partial X}{\partial \tau}(t, \tau, n) W(I_k(t, \tau)) d\tau \right]. \quad (24)$$

Bearing in mind that the principal invariants of the relative Cauchy deformation tensor $\hat{C}(t, \tau)$ coincide with the principal invariants of the Finger tensor for transition from the deformed configuration at time τ to the deformed configuration at time t ,

$$\hat{F}(t, \tau) = \left[\bar{\nabla}(\tau) \bar{r}(t) \right]^\top \cdot \bar{\nabla}(\tau) \bar{r}(t),$$

and using the chain rule for differentiation, we find that

$$\frac{\partial W}{\partial t}(I_k(t, \tau)) = \sum_{m=1}^2 \frac{\partial W}{\partial I_m}(I_k(t, \tau)) \frac{\partial I_m}{\partial \hat{F}}(\hat{F}(t, \tau)) : \left[\frac{\partial \hat{F}}{\partial t}(t, \tau) \right]^\top, \quad (25)$$

where the colon stands for convolution of tensors. It is easy to prove that [59]

$$\frac{\partial I_1}{\partial \hat{F}}(\hat{F}) = \hat{I}, \quad \frac{\partial I_2}{\partial \hat{F}}(\hat{F}) = I_1(\hat{F}) \hat{I} - \hat{F}^\top.$$

Substituting these expressions into Eq. (25) and taking into account the symmetry of the Finger tensor, we obtain

$$\frac{\partial W}{\partial t} = \left[\left(\frac{\partial W}{\partial I_1} + I_1 \frac{\partial W}{\partial I_2} \right) \hat{I} - \frac{\partial W}{\partial I_2} \hat{F} \right] : \frac{\partial \hat{F}}{\partial t}. \quad (26)$$

The derivative of the Finger tensor with respect to time is given by [59]

$$\frac{\partial \hat{F}}{\partial t}(t, \tau) = \left[\bar{\nabla}(t) \bar{v}(t) \right]^\top \cdot \hat{F}(t, \tau) + \hat{F}(t, \tau) \cdot \bar{\nabla}(t) \bar{v}(t), \quad (27)$$

where

$$\bar{v}(t) = \frac{d\bar{r}}{dt}(t)$$

is the velocity vector. It follows from Eqs. (26) and (27) that

$$\frac{\partial W}{\partial t} = 2 \left[\left(\frac{\partial W}{\partial I_1} + I_1 \frac{\partial W}{\partial I_2} \right) \hat{F} - \frac{\partial W}{\partial I_2} \hat{F}^2 \right] : \hat{D}, \quad (28)$$

where

$$\hat{D}(t) = \frac{1}{2} \left[\left(\bar{\nabla}(t) \bar{v}(t) \right)^\top + \bar{\nabla}(t) \bar{v}(t) \right]$$

is the rate-of-strain tensor. Substitution of Eq. (28) into Eqs. (22) and (23) results in

$$\begin{aligned} \frac{dU}{dt}(t) = & -J_2(t) + 2 \sum_{n=1}^{\infty} \mu(n) \left\{ X(t, 0, n) \left[\psi_{01}(t) \hat{F}_0(t) + \psi_{02}(t) \hat{F}_0^2(t) \right] \right. \\ & \left. + \int_0^t \frac{\partial X}{\partial \tau}(t, \tau, n) \left[\psi_1(t, \tau) \hat{F}(t, \tau) + \psi_2(t, \tau) \hat{F}^2(t, \tau) \right] d\tau \right\} : \hat{D}(t), \end{aligned} \quad (29)$$

where

$$\psi_1 = \frac{\partial W}{\partial I_1} + I_1 \frac{\partial W}{\partial I_2}, \quad \psi_2 = -\frac{\partial W}{\partial I_2}, \quad (30)$$

and the subscript “zero” stands for the quantities that describe transition from the stress-free configuration of the network (before loading) to its deformed configuration at the current time t .

4 Constitutive equations for a transient network

The absolute temperature T is assumed to be close to its reference value T_0 , which implies that the effect of temperature on material parameters, as well as thermal expansion of the network may be neglected. For an incompressible network, the first law of thermodynamics reads [60]

$$\frac{d\Phi}{dt} = \frac{1}{\rho} \left(\hat{\sigma}_d : \hat{D} - \bar{\nabla} \cdot \bar{q} \right) + r, \quad (31)$$

where ρ is the mass density, $\hat{\sigma}_d$ is the deviatoric component of the Cauchy stress tensor $\hat{\sigma}$, \bar{q} is the heat flux vector, Φ is the internal energy and r is the heat supply per unit mass. The Clausius–Duhem inequality implies that [60]

$$\rho \frac{dQ}{dt} = \rho \frac{dS}{dt} + \bar{\nabla} \cdot \left(\frac{\bar{q}}{T} \right) - \frac{\rho r}{T} \geq 0, \quad (32)$$

where S is the entropy and Q is the entropy production per unit mass. Bearing in mind that

$$\bar{\nabla} \cdot \left(\frac{\bar{q}}{T} \right) = \frac{1}{T} \bar{\nabla} \cdot \bar{q} - \frac{1}{T^2} \bar{q} \cdot \bar{\nabla} T,$$

and excluding the term $\bar{\nabla} \cdot \bar{q}$ from Eqs. (31) and (32), we find that

$$T \frac{dQ}{dt} = T \frac{dS}{dt} - \frac{d\Phi}{dt} + \frac{1}{\rho} \left(\hat{\sigma}_d : \hat{D} - \frac{1}{T} \bar{q} \cdot \bar{\nabla} T \right) \geq 0. \quad (33)$$

The internal energy Φ is given by the conventional formula

$$\Phi = \Psi + ST,$$

where Ψ is the free (Helmholtz) energy per unit mass. Substitution of this equality into Eq. (33) yields

$$T \frac{dQ}{dt} = -S \frac{dT}{dt} - \frac{d\Psi}{dt} + \frac{1}{\rho} \left(\hat{\sigma}_d : \hat{D} - \frac{1}{T} \bar{q} \cdot \bar{\nabla} T \right) \geq 0. \quad (34)$$

The following expression is accepted for the function Ψ :

$$\Psi = \Psi_0 + (c - S_0)(T - T_0) - cT \ln \frac{T}{T_0} + U, \quad (35)$$

where c is a specific heat, and Ψ_0 and S_0 are the free energy and the entropy per unit mass in the stress-free configuration at the reference temperature T_0 . Formula (35) means that the configurational entropy (associated with stretching of long chains) is neglected compared to mechanical energy and only the entropy induced by thermal motion

$$S = S_0 + c \ln \frac{T}{T_0} \quad (36)$$

is taken into account. The use of this hypothesis may be explained by the difficulties in calculating the increment of the configurational entropy driven by stretching of long chains [61], as well as by some ambivalence in the definition of the mechanical energy, U , for nonlinear entropic springs [62]. The latter means that one cannot distinguish contributions of the configurational entropy for non-Gaussian chains and their mechanical energy into Eq. (35) for the free energy per unit mass, unless physical assumptions are specified for the choice of the function W in Eq. (21).

Substitution of expressions (29), (35) and (36) into Eq. (34) results in

$$\begin{aligned} T \frac{dQ}{dt} = & J_2(t) - \frac{1}{\rho T(t)} \bar{q}(t) \cdot \bar{\nabla}(t) T(t) \\ & + \frac{1}{\rho} \left\{ \hat{\sigma}_d - 2\rho \sum_{n=1}^{\infty} \mu(n) \left[X(t, 0, n) \left(\psi_{01}(t) \hat{F}_0(t) + \psi_{02}(t) \hat{F}_0^2(t) \right) \right. \right. \\ & \left. \left. + \int_0^t \frac{\partial X}{\partial \tau}(t, \tau, n) \left(\psi_1(t, \tau) \hat{F}(t, \tau) + \psi_2(t, \tau) \hat{F}^2(t, \tau) \right) d\tau \right] \right\} : \hat{D}(t). \end{aligned} \quad (37)$$

It follows from Eqs. (24) and (37) that for an arbitrary loading program, the rate of entropy production is nonnegative, provided that

1. the heat flux vector \bar{q} obeys the Fourier law

$$\bar{q}(t) = -\kappa \bar{\nabla}(t) T(t)$$

with a positive thermal diffusivity κ ,

2. the Cauchy stress tensor $\hat{\sigma}$ satisfies the constitutive equation

$$\begin{aligned} \hat{\sigma}(t) = & -P(t) \hat{I} + 2\rho \sum_{n=1}^{\infty} \mu(n) \left[X(t, 0, n) \left(\psi_{01}(t) \hat{F}_0(t) + \psi_{02}(t) \hat{F}_0^2(t) \right) \right. \\ & \left. + \int_0^t \frac{\partial X}{\partial \tau}(t, \tau, n) \left(\psi_1(t, \tau) \hat{F}(t, \tau) + \psi_2(t, \tau) \hat{F}^2(t, \tau) \right) d\tau \right], \end{aligned} \quad (38)$$

where $P(t)$ is pressure.

To employ Eq. (38) as a constitutive equation for a rubbery polymer, one should establish connections between the relative Finger tensor for a temporary network, $\hat{F}(t, \tau)$, and that for the polymer at the macro-level. The simplest assumption regarding these tensors is the affinity hypothesis which postulates that \hat{F} coincides with the Finger tensor for macro-strains in a specimen. A conventional explanation for this statement is that “surrounding molecules suppress the movements of the crosslinks so strongly that their positions change affinely with the shape of the specimen” [62].

For a permanent network, where the rate of breakage and reformation of chains vanish, Eqs. (4) and (38) are transformed into the Finger formula for the Cauchy stress tensor

$$\hat{\sigma} = -P\hat{I} + 2\Lambda(\psi_{01}\hat{F}_0 + \psi_{02}\hat{F}_0^2)$$

with

$$\Lambda = \rho\Xi \sum_{n=1}^{\infty} \mu(n)p(n). \quad (39)$$

5 Uniaxial tension of a specimen

In this Section, Eq. (38) is employed to determine stresses in a sample at uniaxial extension. Points of a polymeric specimen refer to a Cartesian frame $\{X_i\}$ in the stress-free state and to a Cartesian frame $\{x_i\}$ in the deformed state, ($i = 1, 2, 3$). Uniaxial tension of an incompressible medium is described by the formulas

$$x_1 = k(t)X_1, \quad x_2 = \left(\frac{1}{k(t)}\right)^{\frac{1}{2}}X_2, \quad x_3 = \left(\frac{1}{k(t)}\right)^{\frac{1}{2}}X_3,$$

where k is the extension ratio. The relative deformation gradient $\bar{\nabla}(\tau)\bar{r}(t)$ reads

$$\bar{\nabla}(\tau)\bar{r}(t) = \frac{k(t)}{k(\tau)}\bar{e}_1\bar{e}_1 + \left(\frac{k(\tau)}{k(t)}\right)^{\frac{1}{2}}(\bar{e}_2\bar{e}_2 + \bar{e}_3\bar{e}_3),$$

where \bar{e}_i are base vectors of the frame $\{X_i\}$. The relative Finger tensor $\hat{F}(t, \tau)$ is given by

$$\hat{F}(t, \tau) = \left(\frac{k(t)}{k(\tau)}\right)^2 \bar{e}_1\bar{e}_1 + \frac{k(\tau)}{k(t)}(\bar{e}_2\bar{e}_2 + \bar{e}_3\bar{e}_3). \quad (40)$$

Substituting Eq. (40) into Eq. (38), we find the non-zero components

$$\begin{aligned} \sigma_1(t) &= -P(t) + 2\rho \sum_{n=1}^{\infty} \mu(n) \left[X(t, 0, n) (\psi_{01}(t)k^2(t) + \psi_{02}(t)k^4(t)) \right. \\ &\quad \left. + \int_0^t \frac{\partial X}{\partial \tau}(t, \tau, n) \left(\psi_1(t, \tau) \left(\frac{k(t)}{k(\tau)}\right)^2 + \psi_2(t, \tau) \left(\frac{k(t)}{k(\tau)}\right)^4 \right) d\tau \right], \\ \sigma_2(t) &= -P(t) + 2\rho \sum_{n=1}^{\infty} \mu(n) \left[X(t, 0, n) (\psi_{01}(t)k^{-1}(t) + \psi_{02}(t)k^{-2}(t)) \right. \\ &\quad \left. + \int_0^t \frac{\partial X}{\partial \tau}(t, \tau, n) \left(\psi_1(t, \tau) \frac{k(\tau)}{k(t)} + \psi_2(t, \tau) \left(\frac{k(\tau)}{k(t)}\right)^2 \right) d\tau \right] \end{aligned} \quad (41)$$

of the Cauchy stress tensor

$$\hat{\sigma} = \sigma_1 \bar{e}_1 \bar{e}_1 + \sigma_2 (\bar{e}_2 \bar{e}_2 + \bar{e}_3 \bar{e}_3).$$

Excluding the unknown pressure $P(t)$ from Eq. (41) and the condition

$$\sigma_2(t) = 0,$$

we arrive at the formula for the longitudinal stress

$$\begin{aligned} \sigma_1(t) = & 2\rho \sum_{n=1}^{\infty} \mu(n) \left\{ X(t, 0, n) \left[\psi_{01}(t) (k^2(t) - k^{-1}(t)) + \psi_{02}(t) (k^4(t) - k^{-2}(t)) \right] \right. \\ & + \int_0^t \frac{\partial X}{\partial \tau}(t, \tau, n) \left[\psi_1(t, \tau) \left(\left(\frac{k(t)}{k(\tau)} \right)^2 - \frac{k(\tau)}{k(t)} \right) \right. \\ & \left. \left. + \psi_2(t, \tau) \left(\left(\frac{k(t)}{k(\tau)} \right)^4 - \left(\frac{k(\tau)}{k(t)} \right)^2 \right) \right] d\tau \right\}, \end{aligned} \quad (42)$$

where the function X is determined by Eqs. (4) and (9) and the functions ψ_k are given by Eq. (30).

We confine ourselves to the Mooney–Rivlin material with the mechanical energy [63, 64]

$$W(I_1, I_2) = c_1(I_1 - 3) + c_2(I_2 - 3), \quad (43)$$

where c_1 and c_2 are adjustable parameters. The choice of the Mooney–Rivlin equation may be explained by two reasons: (i) formula (43) fits observations for some rubbery polymers and polymeric melts with a high level of accuracy [65] and (ii) Eq. (43) provides a compromise between the concepts of affine and phantom networks [66].

Substitution of Eqs. (30) and (43) into Eq. (42) results in

$$\begin{aligned} \sigma_1(t) = & 2\rho \sum_{n=1}^{\infty} \mu(n) \left[X(t, 0, n) (c_1 + c_2 k^{-1}(t)) (k^2(t) - k^{-1}(t)) \right. \\ & \left. + \int_0^t \frac{\partial X}{\partial \tau}(t, \tau, n) \left(c_1 + c_2 \frac{k(\tau)}{k(t)} \right) \left(\left(\frac{k(t)}{k(\tau)} \right)^2 - \frac{k(\tau)}{k(t)} \right) d\tau \right]. \end{aligned}$$

Combining this equality with Eqs. (4) and (9), we arrive at the stress–strain relation

$$\begin{aligned} \sigma_1(t) = & 2\rho \Xi \sum_{n=1}^{\infty} \mu(n) p(n) \left[\exp\left(-\int_0^t \Gamma(s, n) ds\right) (c_1 + c_2 k^{-1}(t)) (k^2(t) - k^{-1}(t)) \right. \\ & \left. + \int_0^t \Gamma(\tau, n) \exp\left(-\int_\tau^t \Gamma(s, n) ds\right) \left(c_1 + c_2 \frac{k(\tau)}{k(t)} \right) \left(\left(\frac{k(t)}{k(\tau)} \right)^2 - \frac{k(\tau)}{k(t)} \right) d\tau \right]. \end{aligned} \quad (44)$$

For a permanent network, Eq. (44) is reduced to the conventional formula

$$\sigma_1 = 2(C_1 + C_2 k^{-1})(k^2 - k^{-1}) \quad (45)$$

with

$$C_i = \Lambda c_i. \quad (46)$$

We now analyze the viscoelastic response of a rubbery polymer, when small oscillations with a fixed amplitude k_1 and a fixed frequency ω are superposed on the time-independent stretching of a specimen with the longitudinal elongation k_0 ,

$$k(t) = k_0 + k_1 \exp(i\omega t). \quad (47)$$

Assuming k_0 to be of the order of unity and k_1 to be small compared to unity and neglecting terms of the second order of smallness, we find that

$$\begin{aligned} c_1 + c_2 \frac{k(\tau)}{k(t)} &= c_1 + c_2 \left[1 - \frac{k_1}{k_0} (\exp(i\omega t) - \exp(i\omega \tau)) \right], \\ c_1 + c_2 k^{-1}(t) &= c_1 + c_2 k_0^{-1} - \frac{k_1}{k_0^2} c_2 \exp(i\omega t), \\ \left(\frac{k(t)}{k(\tau)} \right)^2 - \frac{k(\tau)}{k(t)} &= 3 \frac{k_1}{k_0} (\exp(i\omega t) - \exp(i\omega \tau)), \\ k^2(t) - k^{-1}(t) &= (k_0^2 - k_0^{-1}) + \frac{k_1}{k_0} (2k_0^2 + k_0^{-1}) \exp(i\omega t). \end{aligned}$$

It follows from these equalities that with the required level of accuracy,

$$\begin{aligned} (c_1 + c_2 k^{-1}(t)) (k^2(t) - k^{-1}(t)) &= (c_1 + c_2 k_0^{-1}) (k_0^2 - k_0^{-1}) \\ &+ \frac{k_1}{k_0} \left[c_1 (2k_0^2 + k_0^{-1}) + c_2 k_0^{-1} (k_0^2 + 2k_0^{-1}) \right] \exp(i\omega t), \\ (c_1 + c_2 \frac{k(\tau)}{k(t)}) \left(\left(\frac{k(t)}{k(\tau)} \right)^2 - \frac{k(\tau)}{k(t)} \right) &= 3 \frac{k_1}{k_0} (c_1 + c_2) (\exp(i\omega t) - \exp(i\omega \tau)). \end{aligned} \quad (48)$$

Substitution of Eq. (48) into Eq. (44) implies that

$$\sigma_1(t) = S_0(t) + S_1(t) + S_2(t),$$

where

$$S_0(t) = 2\rho(c_1 + c_2 k_0^{-1})(k_0^2 - k_0^{-1}) \sum_{n=1}^{\infty} \mu(n) X(t, 0, n)$$

determines relaxation of stresses in a specimen stretched with the extension ratio k_0 ,

$$\begin{aligned} S_1(t) &= 2\rho \frac{k_1}{k_0} \left[(c_1 (2k_0^2 + k_0^{-1}) + c_2 k_0^{-1} (k_0^2 + 2k_0^{-1})) - 3 \right] \\ &\times \exp(i\omega t) \sum_{n=1}^{\infty} \mu(n) X(t, 0, n) \end{aligned}$$

characterizes relaxation of small oscillatory stresses and

$$\begin{aligned} S_2(t) &= 6\rho \frac{k_1}{k_0} (c_1 + c_2) \sum_{n=1}^{\infty} \mu(n) \left[X(t, t, n) \exp(i\omega t) \right. \\ &\quad \left. - \int_0^t \frac{\partial X}{\partial \tau}(t, \tau, n) \exp(i\omega \tau) d\tau \right] \\ &= 6\rho \frac{k_1}{k_0} (c_1 + c_2) \Xi \sum_{n=1}^{\infty} \mu(n) p(n) \left[1 \right. \\ &\quad \left. - \int_0^t \Gamma(\tau, n) \exp\left(-\int_{\tau}^t \Gamma(s, n) ds - i\omega(t - \tau)\right) d\tau \right] \exp(i\omega t) \end{aligned}$$

determines the steady response to small oscillations superposed on uniaxial stretching. Following [23], we define the complex elastic modulus E^* as the ratio of $S_2(t)$ to the oscillatory strain

$$\Delta\epsilon(t) = \frac{k_1}{k_0} \exp(i\omega t)$$

and obtain

$$\begin{aligned} E^*(t, \omega) = & 6\rho(c_1 + c_2)\Xi \sum_{n=1}^{\infty} \mu(n)p(n) \left[1 \right. \\ & \left. - \int_0^t \Gamma(\tau, n) \exp\left(-\int_{\tau}^t \Gamma(s, n)ds - i\omega(t - \tau)\right) d\tau \right]. \end{aligned} \quad (49)$$

For the loading process (47), the rate of breakage Γ is time-independent, $\Gamma = \Gamma(n)$, (it is determined by the time-independent “basic” elongation k_0). Introducing the new variable $s = t - \tau$ and replacing the upper limit of integration in Eq. (49) by infinity (in agreement with the conventional procedure for the analysis of dynamic response), we obtain

$$\begin{aligned} E^*(\omega) = & 6\rho(c_1 + c_2)\Xi \sum_{n=1}^{\infty} \mu(n)p(n) \left[1 - \Gamma(n) \int_0^{\infty} \exp\left(-(\Gamma(n) + i\omega)(t - \tau)\right) d\tau \right] \\ = & 6\rho(c_1 + c_2)\Xi \sum_{n=1}^{\infty} \mu(n)p(n) \left[1 - \frac{\Gamma(n)}{\Gamma(n) + i\omega} \right]. \end{aligned}$$

We split the complex modulus E^* into the sum of storage and loss moduli,

$$E^*(\omega) = E'(\omega) + iE''(\omega),$$

and arrive at the formulas

$$\begin{aligned} E'(\omega) = & 6\rho(c_1 + c_2)\Xi \sum_{n=1}^{\infty} \frac{\mu(n)p(n)\omega^2}{\Gamma^2(n) + \omega^2}, \\ E''(\omega) = & 6\rho(c_1 + c_2)\Xi \sum_{n=1}^{\infty} \frac{\mu(n)p(n)\Gamma(n)\omega}{\Gamma^2(n) + \omega^2}. \end{aligned} \quad (50)$$

It follows from Eq. (50) that for a Mooney–Rivlin viscoelastic medium, the dynamic moduli are independent of the elongation, k_0 , on which small oscillations are superposed. This result is a substantial shortcoming of Eq. (43) because experimental data reveal that the storage and loss moduli noticeable change with stretching.

6 Adjustable parameters in the model

Governing equations (45) and (50) are determined by two adjustable parameters, c_1 and c_2 , which characterize the elastic response of a polymer at finite strains, and three material functions, $p(n)$, $\mu(n)$ and $\Gamma(t, n)$. The function $p(n)$ describes the distribution of long chains with various numbers of strands. This function is analogous to the probability density of traps with various energies in the energy-landscape theory for structural glasses [41]. Because the distribution of long chains in rubbery polymers is determined by the

vulcanization process (whose description at the micro-level is far from being exhausted, see [67] and the references therein), no explicit expression has been yet proposed for this function. As a first approximation, we assume the distribution of chains to be exponential

$$p(n) = \frac{\exp(-\alpha n)}{\exp(\alpha) - 1}, \quad (51)$$

where α is an positive constant. The factor $\exp(\alpha) - 1$ in Eq. (51) is determined from the condition

$$\sum_{n=1}^{\infty} p(n) = 1$$

and the formula

$$\sum_{n=1}^{\infty} \exp(-\alpha n) = \sum_{n=0}^{\infty} [\exp(-\alpha)]^n - 1 = \frac{1}{1 - \exp(-\alpha)} - 1 = \frac{1}{\exp(\alpha) - 1}. \quad (52)$$

The average number of strands in a chain is given by

$$\langle n \rangle = \sum_{n=1}^{\infty} np(n) = \frac{1}{\exp(\alpha) - 1} \sum_{n=1}^{\infty} n \exp(-\alpha n) = -\frac{1}{\exp(\alpha) - 1} \frac{\partial}{\partial \alpha} \sum_{n=1}^{\infty} \exp(-\alpha n).$$

Combining this equality with Eq. (52), we find that

$$\langle n \rangle = \frac{\exp(\alpha)}{(\exp(\alpha) - 1)^3}. \quad (53)$$

The other adjustable function, $\mu(n)$, characterizes the longitudinal rigidity of a long chain containing n strands. With reference to the Rouse model, a chain may be treated as a system of n identical springs connected in sequence. The rigidity of such a system is given by the conventional formula

$$\mu(n) = \frac{\mu_0}{n}, \quad (54)$$

where μ_0 is the rigidity of an individual spring. We suppose that Eq. (54) may be applied (as a first approximation) to long chains with an arbitrary geometry.

The third function to be found is the rate of relaxation $\Gamma(t, n)$. It is assumed that $\Gamma(t, n)$ is factorized as

$$\Gamma(t, n) = \Gamma_0(t)\eta(n), \quad (55)$$

where Γ_0 is responsible for mechanically-induced changes in the relaxation rate, whereas $\eta(n)$ describes the effect of the chain's length on the rate of its slippage from a temporary junction. We suppose that η exponentially grows with the number of strands n ,

$$\eta(n) = \exp(\beta n), \quad (56)$$

where β is a positive parameter. Equation (56) is in contrast with the Eyring formula which is conventionally adopted for the description of thermally activated processes in polymers [68]. Within the concept of traps, the rate of relaxation is traditionally presumed to decrease exponentially with the energy of a potential well on the energy landscape where

a relaxing region is trapped. Assuming this energy to be proportional to the volume of a micro-domain, we find that the relaxation rate decreases with the number of strands participating in collective rearrangement, whereas Eq. (56) implies that this rate grows with the number of strands in a long chain. This contradiction may be explained with reference to the reptation theory for polymeric chains [39]. A semiflexible chain with a finite bending stiffness is thought of as a curvilinear rod whose micro-motion is restricted to a tube composed by surrounding chains. The radius of the tube is estimated as a few lengths of a strand, which implies that the micro-motion of a chain may be split into diffusion along the tube and small lateral fluctuations around the tube's centerline. For a stiff rod, lateral fluctuations do not affect the response of junctions, which implies that breakage of chains is mainly associated with longitudinal diffusion. In this case, small thermal fluctuations induce rather small longitudinal displacements whose energy is insufficient to detach a chain with a large number of strands from the junctions. The opposite picture is observed for a chain with a finite bending stiffness, whose lateral oscillations (driven by relatively small, but random fluctuations) may be amplified due to interaction of transverse elastic waves in the rod and may cause tearing of a chain from temporary junctions. This study deals with long chains with a non-vanishing bending stiffness, for which Eq. (56) serves as a natural hypothesis.

Substitution of expressions (51) and (54) into Eq. (39) results in

$$\Lambda = \frac{\mu_0 \rho \Xi}{\exp(\alpha) - 1} \sum_{n=1}^{\infty} \frac{\exp(-\alpha n)}{n}.$$

Bearing in mind that

$$\frac{\exp(-\alpha n)}{n} = \int_{\alpha}^{\infty} \exp(-nx) dx,$$

we rewrite this equality as follows:

$$\Lambda = \frac{\mu_0 \rho \Xi}{\exp(\alpha) - 1} \int_{\alpha}^{\infty} \sum_{n=1}^{\infty} \exp(-\alpha n) dx = \frac{\mu_0 \rho \Xi}{\exp(\alpha) - 1} \int_{\alpha}^{\infty} \frac{dx}{\exp(x) - 1},$$

where the sum is determined with the help of Eq. (52). To calculate the integral, we introduce the new variable $y = \exp(x)$ and obtain

$$\int_{\alpha}^{\infty} \frac{dx}{\exp(x) - 1} = \int_{\exp(\alpha)}^{\infty} \frac{dy}{y(y-1)} = \int_{\exp(\alpha)}^{\infty} \left(\frac{1}{y-1} - \frac{1}{y} \right) dy = \alpha - \ln(\exp(\alpha) - 1).$$

This implies that

$$\Lambda = \mu_0 \rho \Xi \frac{\alpha - \ln(\exp(\alpha) - 1)}{\exp(\alpha) - 1}. \quad (57)$$

Setting

$$\Xi = \frac{\Xi_0}{\langle n \rangle},$$

where Ξ_0 is the number of strands per unit mass, we find that

$$\Lambda = \Lambda_0 \frac{\alpha - \ln(\exp(\alpha) - 1)}{\langle n \rangle (\exp(\alpha) - 1)} \quad (58)$$

with $\Lambda_0 = \mu_0 \rho \Xi_0$. Equations (53) and (58) allow the average rigidity of an ensemble of chains, Λ , to be expressed as a function of the average number of strands in a chain $\langle n \rangle$. Figure 1 reveals that the quantity Λ [an analog of the elastic modulus of a rubbery polymer, see Eq. (46)] decreases with the average number of strands in a chain $\langle n \rangle$. With an acceptable level of accuracy this dependence may be described by the scaling law

$$\Lambda \propto \langle n \rangle^{-\kappa}$$

with $\kappa = 0.56$.

7 Validation of the model

Our objective now is to find adjustable parameters of the model by fitting observations for a carbon black filled rubber at various temperatures, T , and various programs of loading.

7.1 Tensile tests with high rates of loading

We begin with matching observations in tensile tests with relatively high rates of loading (when the processes of breakage and reformation of long chains during the test may be neglected) and moderate deformation (when mechanically induced alignment of chains is not observed and the network may be treated as isotropic). For a detailed description of specimens and the experimental procedure, see [16].

The loading process is characterized by the rate of engineering strain

$$\dot{\epsilon}_{\text{eng}} = \frac{d\epsilon_{\text{eng}}}{dt}, \quad \epsilon_{\text{eng}} = k - 1.$$

Experimental data in tensile tests with the strain rate $\dot{\epsilon}_{\text{eng}} = 0.2 \text{ s}^{-1}$ at four different temperatures are plotted in Figure 2 together with the results of numerical simulation. The parameters C_1 and C_2 in Eq. (45) are determined using the least-squares algorithm.

It is found that the quantity C_1 may be set to be zero, and the model with only one adjustable parameter, C_2 , correctly predicts observations at temperatures from $T = 296 \text{ K}$ to $T = 373 \text{ K}$. At the lowest temperature, $T = 253 \text{ K}$, experimental data slightly deviate from the model prediction. These discrepancies may be explained by (partial) failure of carbon filled rubber and insufficient accuracy of the Mooney–Rivlin equation (43).

The influence of temperature T on the elastic modulus is illustrated by Figure 3, where the quantity C_2 is plotted versus the degree of undercooling $\Delta T = T - T_g$. The elastic modulus monotonically decreases with temperature until some critical temperature T_{cr} and, afterwards, remains practically constant. In the interval $[T_g, T_{\text{cr}}]$ the dependence $C_2(T)$ is fairly well approximated by the linear function

$$C_2 = a_0 - a_1 \Delta T, \tag{59}$$

where the quantities a_0 and a_1 are found using the least-squares technique. The decrease in C_2 with temperature confirms our hypothesis that in the region of temperatures under consideration, the effect of configurational entropy (whose contribution into the free energy linearly increases with temperature) is negligible compared to the mechanical energy of chains.

7.2 Dynamical tests on a compressed specimen

As it was discussed in Introduction, an increase in the elastic modulus of a polymer with a decrease in temperature is traditionally associated with two phenomena: (i) an increase in the rigidity of a strand, μ_0 , and (ii) an increase in the number of temporary junctions (which is tantamount to a decrease in the average number of strands in a chain, $\langle n \rangle$). To assess which mechanism is responsible for temperature-dependent changes in elastic moduli and to analyze the effect of temperature on the rate of breakage of chains, we fit experimental data for a preloaded specimen (the longitudinal strain $\epsilon_0 = -0.1$) in dynamic tests with the small amplitude of oscillations $\Delta\epsilon = 0.006$. A detailed description of the experimental procedure can be found in [23].

Substitution of Eqs. (51), (54) and (56) into Eq. (50) results in

$$E'(\omega) = C \sum_{n=1}^{\infty} \frac{\omega^2 \exp(-\alpha n)}{n(\Gamma_0 \exp(\beta n) + \omega^2)}, \quad (60)$$

where

$$C = \frac{6\pi\mu_0\rho\Xi}{\exp(\alpha) - 1}(c_1 + c_2). \quad (61)$$

Comparing Eqs. (46) and (61) and bearing in mind Eq. (57) and the equality $C_1 = 0$, we find that

$$C = \frac{6C_2}{\alpha - \ln(\exp(\alpha) - 1)}. \quad (62)$$

Equation (62) provides a simple relation between the moduli observed in a uniaxial tensile test with a constant rate of strain and in a dynamic test with a small amplitude of oscillations. However, this formula should be taken with caution, because its derivation is based on the assumption about the Mooney–Rivlin equation for the strain energy density of a chain (the hypothesis which does not guarantee an acceptable quality of fitting observations in tensile tests with a constant rate of strain, and which may lead to even larger discrepancies between the linearized equation (50) and experimental data in dynamic tests). It is easy to show that for any strain energy density of a chain, W , [not necessarily determined by Eq. (43)], the parameter C is determined by Eq. (61), where the sum $c_1 + c_2$ is replaced by some coefficient, which, in general, depends on the strain ϵ_0 , but which is independent of temperature, T , and the average number of strands, $\langle n \rangle$.

To check which of the two assumptions about the influence of temperature is more adequate for the description of the response of rubbery polymers, we suppose that the number of strands is temperature-independent (which is tantamount to the postulate that α is independent of temperature) and fit observations in dynamic tests at various temperatures. We set $\alpha = 0.02$, which corresponds to the average number of strands $\langle n \rangle = 1.24 \times 10^5$ (the value which is in agreement with available experimental data for rubbery polymers [38]). The parameter $\beta = 2.27$ is found by fitting data in a test at ambient temperature by using the steepest-descent procedure. We fix this value of β and approximate observations at other temperatures with only two adjustable constants, C and Γ_0 . Given a parameter C , the relaxation rate Γ_0 is determined using the steepest-descent algorithm. An analog of rigidity, C , is found by the least-squares technique.

Figure 4 demonstrates good agreement between experimental data and results of numerical simulation with a time-independent parameter α . This means that our assumption that the number of strands remains constant at all temperatures in the region under consideration is quite acceptable for matching observations.

The parameter C is plotted versus temperature in Figure 3 which demonstrates that in the region of temperatures $[T_g, T_{cr}]$, the dependence $C(T)$ is fairly well approximated by the linear function

$$C = b_0 - b_1 \Delta T, \quad (63)$$

where the parameters b_0 and b_1 are determined by the least-squares technique. Because the slopes of the graphs $C_2(\Delta T)$ and $C(\Delta T)$ are close to each other (the ratio a_1/a_0 is 0.0071, whereas b_1/b_0 equals 0.0067), we may conclude that in the interval $[T_g, T_{cr}]$, the effect of temperature on α is rather weak. This means that the average number of strands in a chain, $\langle n \rangle$, feebly depends on temperature, which implies that entanglements are practically not transformed into temporary junctions.

The relaxation rate Γ_0 is plotted versus the degree of undercooling ΔT in Figure 5. Experimental data are fairly well approximated by the function

$$\log \Gamma_0 = d_0 - d_1 \Delta T, \quad (64)$$

where adjustable parameters d_0 and d_1 are found using the least-squares algorithm.

Equation (64) implies that the rate of breakage for long chains decreases with temperature (in contrast with the theory of thermally activated processes which predicts the growth of Γ_0). This result may be explained by a decrease in the bending stiffness of chains with temperature. At low temperatures, when the bending rigidity is relatively high, any local thermal fluctuation produces oscillations of a chain (which is thought of as a curvilinear elastic rod). Interaction of transverse oscillations driven at random times at random points of the rod with fixed ends amplifies their amplitude, and, as a consequence, induces relatively large displacements of the chain's ends (local thermal fluctuations are transformed into global ones at the length-scale of a chain). The amplification of random displacements of the chain's ends may be sufficient for their slippage from temporary junctions, which is reflected in the high rate of breakage, Γ_0 , in the vicinity of the glass transition point. With the growth of temperature, the bending rigidity substantially decreases, which results in a decline of transverse oscillations of chains. Local thermal fluctuations weakly interact and their amplitudes are not amplified. As a result, only thermal fluctuations in the close vicinity of a chain's ends can induce their slippage from temporary junctions. Although the number of these fluctuations increases and the strength of junctions decreases with temperature, the total number of broken chains (per unit time) diminishes, in agreement with data depicted in Figure 5.

8 Concluding remarks

Constitutive equations are derived for the nonlinear viscoelastic response of rubbery polymers at finite strains. The model is based on the concept of temporary networks, which treats an amorphous polymer as an ensemble of long chains connected to junctions. At random times, active chains detach from the junctions as they are thermally agitated. A

dangling chain merges with the network when its free end captures some junction in its vicinity.

Unlike conventional concepts of transient networks, we suppose that (i) long chains consist of various numbers of strands and (ii) the rigidity of a chain and the rate of its breakage substantially depend on the chain's length. Several hypotheses are introduced regarding the distribution of chains with various lengths and the dependence of the rate of reformation on the number of strands. These assertions are verified by comparison with observations in uniaxial tensile tests. Fair agreement is demonstrated between experimental data for a carbon black filled rubber at various temperatures and results of numerical simulation.

The following conclusions are drawn:

1. The average number of strands in a chain weakly depends on temperature. This implies that changes in the viscoelastic response of rubber with temperature may be ascribed to the effect of temperature on the average rigidity of a strand only. An acceptable agreement with experimental data is achieved without the hypothesis about a substantial increase in the number of junction with a decrease in temperature (induced by transition of entanglements into temporary junctions).
2. Some critical temperature, T_{cr} , is found above the glass transition point T_g . In the region $[T_g, T_{cr}]$, the rigidity of a strand linearly decreases with temperature, while above the critical point, this parameter is independent of temperature. The values of T_{cr} determined in static and dynamic tests are close to one another.
3. Conventional theories of rubber elasticity are based on the assumption about the entropic nature of free energy. This implies that stresses linearly increase with temperature. Because this assertion contradicts experimental data for carbon black filled rubber, it is postulated that the entropic contribution into the free energy is small compared to that for the mechanical energy. This hypothesis is fairly well confirmed by observations, which demonstrate a decrease in stresses with the growth of temperature.
4. Unlike the theory of cooperative relaxation in glassy polymers which presumes that the rate of rearrangement exponentially decreases with volume of a rearranged domain, the rate of breakage for rubbery polymers increases with the growth of the number of strands in a long chain. This may be explained by a finite bending rigidity of a chain which is not taken into account by conventional theories. At relatively large bending rigidity, an active chain may be thought of as a curvilinear elastic rod. Local thermal fluctuations result in transverse oscillations of the rod. The amplitude of oscillations grows because of their interaction, which results in an increase in transverse displacements. The growth of the bending rigidity and the rod's length leads to an increase in the amplitude of oscillations for the rod's ends, and, as a consequence, to an increase in the rate of breakage.
5. In contrast with the theory of thermally activated processes, the rate of breakage for active chains decreases with temperature. This may be explained by a substantial decline in the bending rigidity of chains which implies that local random oscillations

do not interact, and only thermal fluctuations in the close vicinity of the end points cause detachment of an active chain from the network.

Acknowledgement

AD gratefully acknowledge financial support by the Israel Ministry of Science through grant 1202-1-00.

References

- [1] Govinjee, S., Simo, J.: A micro-mechanically based continuum damage model for carbon black-filled rubbers incorporating Mullins effect. *J. Mech. Phys. Solids* **39**, 87–112 (1991).
- [2] So, H., Chen, U.D.: A nonlinear mechanical model for solid-filled rubbers. *Polym. Eng. Sci.* **31**, 410–416 (1991).
- [3] Govinjee, S., Simo, J.: Mullins’ effect and the strain amplitude dependence of the storage modulus. *Int. J. Solids Structures* **29**, 1737–1751 (1992).
- [4] Arruda, E.M., Boyce, M.C.: A three dimensional constitutive model for the large stretch behavior of rubber elastic materials. *J. Mech. Phys. Solids* **41**, 389–412 (1993).
- [5] Johnson, M.A., Beatty, M.F.: The Mullins effect in uniaxial extension and its influence on the transverse vibration of a rubber string. *Continuum Mech. Thermodyn.* **5**, 83–115 (1993).
- [6] Johnson, M.A., Beatty, M.F.: A constitutive equation for the Mullins effect in stress controlled uniaxial extension experiments. *Continuum Mech. Thermodyn.* **5**, 301–318 (1993).
- [7] Lee, B.J., Argon, A.S., Parks, D.M., Ahzi, S., Bartczak, Z.: Simulation of large strain plastic deformation and texture evolution in high density polyethylene. *Polymer*, **34**, 3555–3575 (1993).
- [8] Mukhopadhyay, K., Tripathy, D.K., De, S.K.: Dynamic mechanical properties of silica-filled ethylene vinyl acetate rubber. *J. Appl. Polym. Sci.* **48**, 1089–1103 (1993).
- [9] Le Tallec, P., Rahier, C., Kaiss, A.: Three-dimensional incompressible viscoelasticity in large strains: formulation and numerical approximation. *Comp. Meths. Appl. Mech. Engng.* **109**, 233–258 (1993).
- [10] Witten, T.A., Rubinstein, M., Colby, R.H.: Reinforcement of rubber by fractal aggregates. *J. Phys. II France* **3**, 367–383 (1993).
- [11] van den Bogert, P.A.J., de Borst, R.: On the behavior of rubberlike materials in compression and shear. *Arch. Appl. Mech.* **64**, 136–146 (1994).
- [12] Hausler, K., Sayir, M.B.: Nonlinear viscoelastic response of carbon black reinforced rubber derived from moderately large deformations in torsion. *J. Mech. Phys. Solids* **43**, 295–318 (1995).
- [13] Ulmer, J.C.: Strain dependence of dynamic mechanical properties of carbon black-filled rubber compounds. *Rubber Chem. Technol.* **69**, 15–47 (1995).
- [14] Holzapfel, G., Simo, J.: A new viscoelastic constitutive model for continuous media at finite thermomechanical changes. *Int. J. Solids Structures* **33**, 3019–3034 (1996).

- [15] Huber, G., Vilgis, T.A., Heinrich, G.: Universal properties in the dynamic deformation of filled rubbers. *J. Phys.: Condens. Matter* **8**, L409–L412 (1996).
- [16] Lion, A.: A constitutive model for carbon black filled rubber: experimental investigation and mathematical representation. *Continuum Mech. Thermodyn.* **8**, 153–169 (1996).
- [17] Lion, A.: A physically based method to represent the thermo-mechanical behaviour of elastomers. *Acta Mech.* **123**, 1–25 (1997).
- [18] Lion, A.: On the large deformation behaviour of reinforced rubber at different temperatures. *J. Mech. Phys. Solids* **45**, 1805–1834 (1997).
- [19] Reese, S., Wriggers, P.: A material model for rubber-like polymers exhibiting plastic deformation: computational aspects and comparison with experimental results. *Comp. Meths. Appl. Mech. Engng.* **148**, 279–298 (1997).
- [20] Spathis, G.: Non-linear constitutive equations for viscoelastic behaviour of elastomers at large deformations. *Polym. Gels Networks* **5**, 55–68 (1997).
- [21] Zaroulis, J.S., Boyce, M.C.: Temperature, strain rate, and strain state dependence of the evolution in mechanical behaviour and structure of poly(ethylene terephthalate) with finite strain deformation. *Polymer* **38**, 1303–1315 (1997).
- [22] Kaliske, M., Rothert, H.: Constitutive approach to rate-independent properties of filled elastomers. *Int. J. Solids Structures* **35**, 2057–2071 (1998).
- [23] Lion, A.: Thixotropic behaviour of rubber under dynamic loading histories: experiments and theory. *J. Mech. Phys. Solids* **46**, 895–930 (1998).
- [24] Reese, S., Govidjee, S.: Theoretical and numerical aspects in the thermo-viscoelastic material behaviour of rubber-like polymers. *Mech. Time-Dependent Mater.* **1**, 357–396 (1998).
- [25] Septanika, E.G., Ernst, L.J.: Application of the network alteration theory for the modeling the time-dependent constitutive behavior of rubbers. 1. General theory. *Mech. Mater.* **30**, 253–263 (1998).
- [26] Septanika, E.G., Ernst, L.J.: Application of the network alteration theory for the modeling the time-dependent constitutive behavior of rubbers. 2. Experimental verification. *Mech. Mater.* **30**, 255–273 (1998).
- [27] Llana, P.G., Boyce, M.C.: Finite strain behavior of poly(ethylene terephthalate) above the glass transition temperature. *Polymer* **40**, 6729–6751 (1999).
- [28] Boyce, M.C., Socrate, S., Llana, P.G.: Constitutive model for the finite deformation stress–strain behavior of poly(ethylene terephthalate) above the glass transition. *Polymer* **41**, 2183–2201 (2000).

- [29] Tzika, P.A., Boyce, M.C., Parks, D.M.: Micromechanics of deformation in particle-toughened polyamides. *J. Mech. Phys. Solids* **48**, 1893–1929 (2000).
- [30] Kramer, H.H., Berger, L.L.: Fundamental processes of craze growth and fracture. *Adv. Polym. Sci.* **91–92**, 1–68 (1990).
- [31] Steenbrink, A.C., van der Giessen, E.: On cavitation, post-cavitation and yield in amorphous polymer-rubber blends. *J. Mech. Phys. Solids* **47**, 843–876 (1999).
- [32] Dorfmann, A., Burtcher, S.L.: Aspects of cavitation damage in seismic bearings. *J. Struct. Engng.* **126**, 573–579 (2000).
- [33] Hobeika, S., Men, Y., Strobl, G.: Temperature and strain rate independence of critical strains in polyethylene and poly(ethylene-co-vinyl acetate). *Macromolecules* (in press).
- [34] Gaucher-Miri, V., Seguela, R.: Tensile yield of polyethylene and related copolymers: mechanical and structural evidences of two thermally activated processes. *Macromolecules* **30**, 1158–1167 (1997).
- [35] Hiss, R., Hobeika, S., Lynn, C., Strobl, G.: Network stretching, slip processes and fragmentation of crystallites during uniaxial drawing of polyethylene and related copolymers. A comparative study. *Macromolecules* **32**, 4390–4403 (1998).
- [36] Wu, P.D., van der Giessen, E.: On improved network models for rubbery elasticity and their applications to orientational hardening in glassy polymers. *J. Mech. Phys. Solids* **41**, 427–456 (1993).
- [37] Treloar, L.R.G.: *The Physics of Rubber Elasticity*. Oxford: Clarendon Press 1975.
- [38] Ferry, J.D.: *Viscoelastic Properties of Polymers*. New-York: Wiley 1980.
- [39] Doi, M., Edwards, S.F.: *The Theory of Polymer Dynamics*. Oxford: Oxford University Press 1986.
- [40] Adam, G., Gibbs, J.H.: On the temperature dependence of cooperative relaxation properties in glass-forming liquids. *J. Chem. Phys.* **43**, 139–146 (1965).
- [41] Dyre, J.C.: Energy master equation: a low temperature approach to Bässler’s random-walk model. *Phys. Rev. B* **51**, 12276–12294 (1995).
- [42] Monthus, C., Bouchaud, J.-P.: Models of traps and glass phenomenology. *J. Phys. A: Math. Gen.* **29**, 3847–3869 (1996).
- [43] Sollich, P.: Rheological constitutive equation for a model of soft glassy materials. *Phys. Rev. E* **58**, 738–759 (1998).
- [44] Struik, L.C.E.: *Internal Stresses, Dimensional Instabilities and Molecular Orientations in Plastics*. Chichester: Wiley 1990.

- [45] Green, M.S., Tobolsky, A.V.: A new approach to the theory of relaxing polymeric media. *J. Chem. Phys.* **14**, 80–92 (1946).
- [46] Yamamoto, M.: The visco-elastic properties of network structure. 1. General formalism. *J. Phys. Soc. Japan* **11**, 413–421 (1956).
- [47] Lodge, A.S.: Constitutive equations from molecular network theories for polymer solutions. *Rheol. Acta* **7**, 379–392 (1968).
- [48] Tanaka, F., Edwards, S.F.: Viscoelastic properties of physically cross-linked networks. Transient network theory. *Macromolecules* **25**, 1516–1523 (1992).
- [49] Wang, S.-Q.: Transient network theory for shear-thickening fluids and physically cross-linked systems. *Macromolecules* **25**, 7003–7010 (1992).
- [50] Serero, Y., Jacobsen, V., Berret, J.-F., May, R.: Evidence of nonlinear chain stretching in the rheology of transient networks. *Macromolecules* **33**, 1841–1847 (2000).
- [51] Phan-Thien, N., Tanner, R.I.: A new constitutive equation derived from network theory. *J. Non-Newtonian Fluid Mech.* **2**, 353–365 (1977).
- [52] Fuller, G.G., Leal, L.G.: Network models of concentrated polymer solutions derived from the Yamamoto network theory. *J. Polym. Sci.: Polym. Phys. Ed.* **19**, 531–555 (1981).
- [53] Petruccione, F., Biller, P.: Rheological properties of network models with configuration-dependent creation and loss rates. *Rheol. Acta* **27**, 557–560 (1988).
- [54] Palierne, J.-F.: Sticky dumbbells: from Hookean dumbbells to transient network. *Rheol. Acta* **36**, 534–543 (1997).
- [55] Barsky, S., Slater, G.W.: A nonequilibrium molecular dynamic simulation of the time-dependent orientational coupling between long and short chains in a bimodal polymer melt upon uniaxial stretching. *Macromolecules* **32**, 6348–6358 (1999).
- [56] Ahn, K.H., Osaki, K.: Mechanism of shear thickening investigated by a network model. *J. Non-Newtonian Fluid Mech.* **56**, 267–288 (1995).
- [57] Morse, D.C.: Viscoelasticity of concentrated isotropic solutions of semiflexible polymers. 1. Model and stress tensor. *Macromolecules* **31**, 7030–7043 (1998).
- [58] Morse, D.C.: Viscoelasticity of concentrated isotropic solutions of semiflexible polymers. 2. Linear response. *Macromolecules* **31**, 7044–7067 (1998).
- [59] Drozdov, A.D.: Finite Elasticity and Viscoelasticity. Singapore: World Scientific 1996.
- [60] Coleman, B.D., Gurtin, M.E.: Thermodynamics with internal state variables. *J. Chem. Phys.* **47**, 597–613 (1967).

- [61] Altenberger, A.R., Dahler, J.S.: Statistical mechanics of rubber elasticity. *J. Chem. Phys.* **92**, 3100–3111 (1990).
- [62] Everaers, R.: Elasticity of c^* -gels. *J. Phys. II France* **5**, 1491–1500 (1995).
- [63] Mooney, M.: A theory of large elastic deformation. *J. Appl. Phys.* **11**, 582–592 (1940).
- [64] Rivlin, R.S., Saunders, D.W.: Large elastic deformations of isotropic materials. 7. Experiments on the deformation of rubber. *Phys. Trans. Roy. Soc. London* **243**, 251–288 (1951).
- [65] Zang, Y.H., Muller, R., Froelich, D.: Interpretation of the rheological behaviour in elongation of uncrosslinked polystyrene melts in terms of the Mooney–Rivlin equation. *Polymer* **27**, 61–65 (1986).
- [66] Ngai, K.L., Roland, C.M.: Junction dynamics and the elasticity of networks. *Macromolecules* **27**, 2454–2459 (1994).
- [67] Goldbart, P.M., Castillo, H.E., Zippelius, A.: Randomly crosslinked macromolecular systems: vulcanization transition to and properties of the amorphous solid state. *Adv. Phys.* **45**, 393–468 (1996).
- [68] Krausz, A.S., Eyring, H.: Deformation Kinetics. New York: Wiley, 1975.

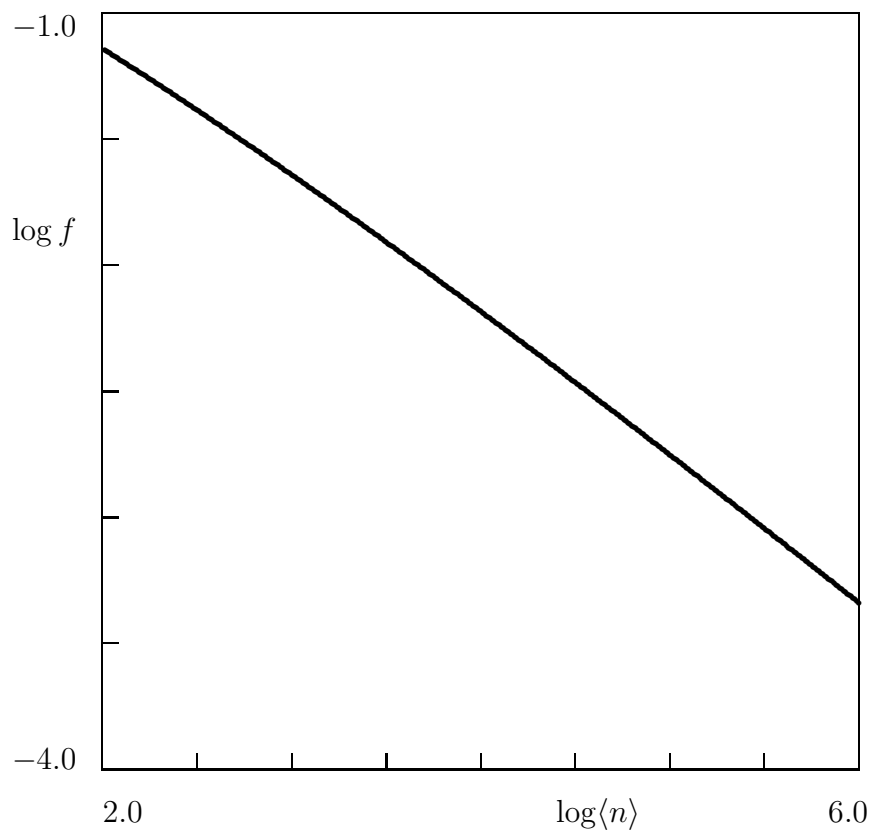


Figure 1: The ratio $f = \Lambda/\Lambda_0$ versus the average number of strands in a chain $\langle n \rangle$

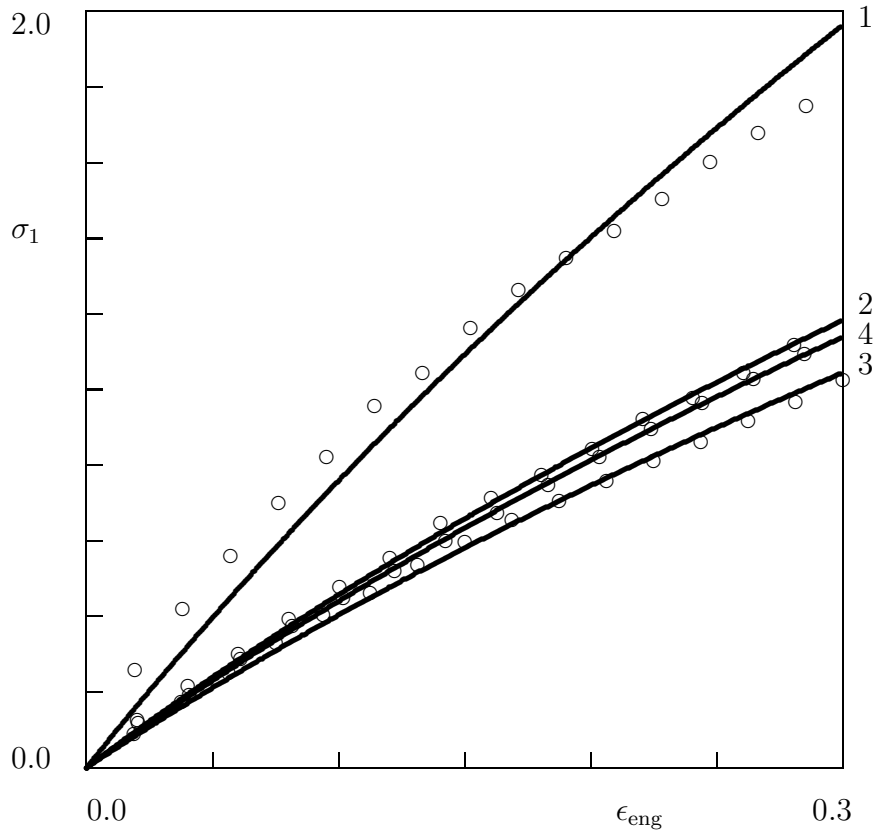


Figure 2: The longitudinal stress σ_1 MPa versus the engineering strain ϵ_{eng} for carbon black filled rubber in tensile tests at various temperatures T K. Circles: experimental data [18]. Solid lines: their approximation by Eq. (45). Curve 1: $T = 253$; curve 2: $T = 296$; curve 3: $T = 333$; curve 4: $T = 373$

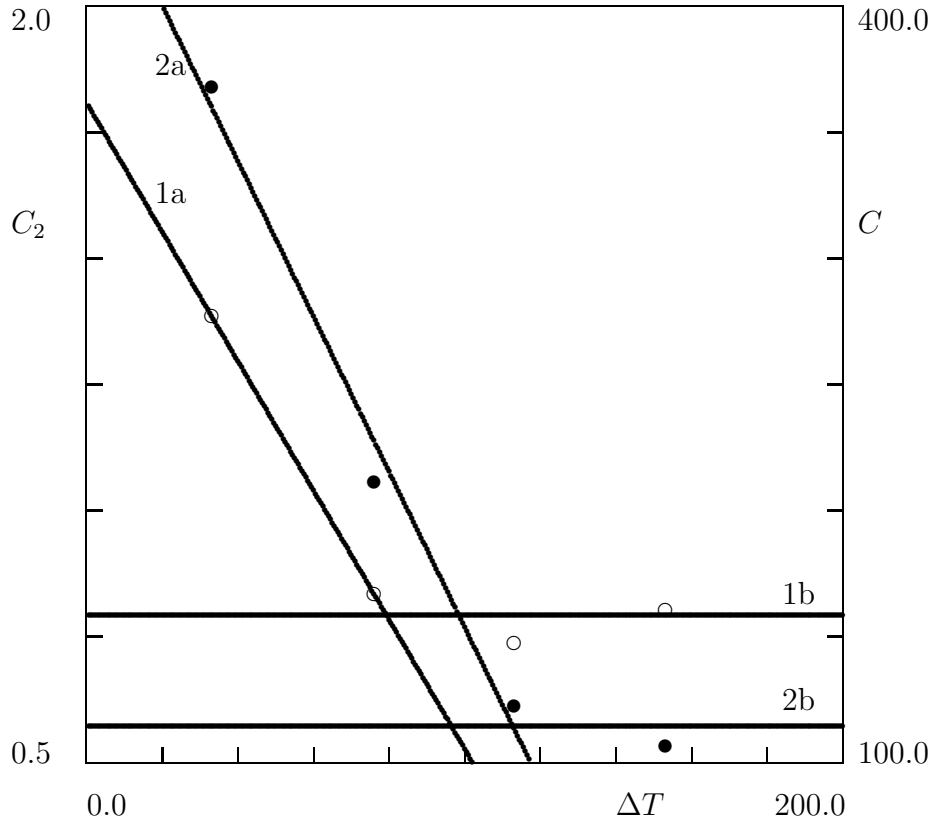


Figure 3: The coefficients C_2 MPa (unfilled circles) and C MPa (filled circles) versus the degree of undercooling ΔT K for a carbon black filled rubber. Circles: treatment of observations [18, 23]. Solid lines: approximation of the experimental data by Eqs. (59) and 63). Curve 1a: $a_0 = 1.8097$, $a_1 = 0.0128$; curve 2a: $b_0 = 462.16$, $b_1 = 3.0835$

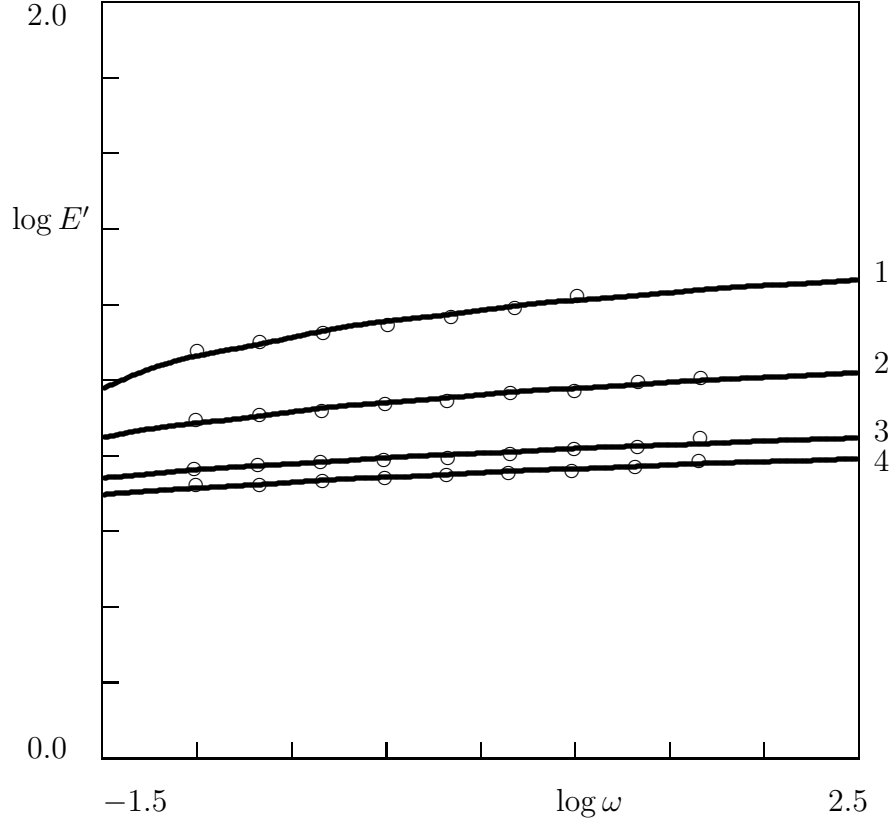


Figure 4: The storage modulus E' MPa versus the frequency of oscillations ω Hz for carbon black filled rubber in tensile dynamic tests on preloaded specimens ($\epsilon_0 = -0.1$) with the amplitude of oscillations $\Delta\epsilon = 0.006$ at temperature T K. Circles: experimental data [23]. Solids lines: results of numerical simulation. Curve 1: $T = 253$; curve 2: $T = 296$; curve 3: $T = 333$; curve 4: $T = 373$

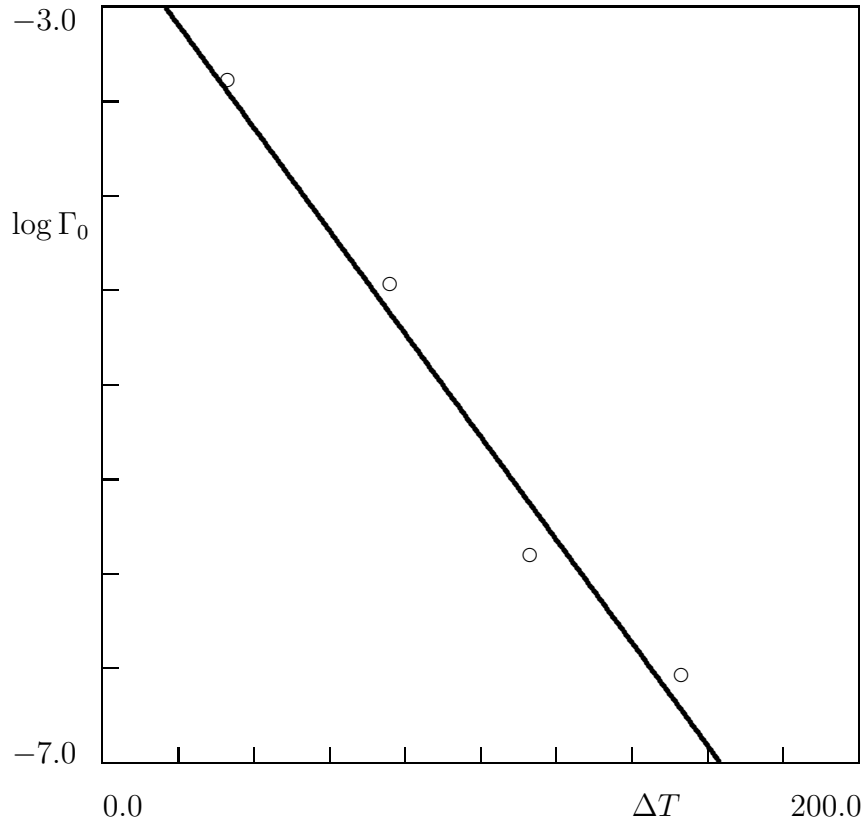


Figure 5: The rate of breakage $\Gamma_0 \text{ s}^{-1}$ versus the degree of undercooling ΔT K for a carbon black filled rubber. Circles: treatment of observations [23]. Solid lines: approximation of the experimental data by Eq. (64) with $d_0 = -2.5489$ and $d_1 = 0.0272$