

Temperature limits for quantum effects in the 2D metallic state of high-mobility Si-MOS structures

G. Brunthaler^(a), A. Prinz^(a), G. Bauer^(a), and V. M. Pudalov^(a,b)

^(a) *Institut für Halbleiterphysik, Johannes Kepler Universität, A-4040 Linz, Austria*

^(b) *P. N. Lebedev Physics Institute of the Russian Academy of Sciences, Moscow 117924, Russia*
(December 2, 2024)

The temperature and density dependence of the phase coherence time τ_ϕ in high-mobility Si-MOS structures was determined from the magnetoresistivity due to weak localization. The upper temperature limit for single electron quantum effects was delineated by comparing τ_ϕ with the momentum relaxation time τ . A comparison between the density dependence of the borders for quantum effects and the strong resistivity drop reveals that these effects are not related to each other. As the strong resistivity drop occurs mainly in the Drude regime, the apparent metallic behavior has to be caused by classical rather than quantum effects.

The apparent metallic state in two dimensions (2D) [1] has attracted much attention as it seems to contradict the one parameter scaling theory of Abrahams et al. [2]. Following the confirmation of this "metallic" behavior in several material systems (see [3] and references therein), the question was raised whether the metallic state constitutes a new quantum mechanical ground state (see e.g. [4]), or if the resistivity drop towards lower temperature T is caused by classical effects [5].

We answer this question by determining for the first time the temperature dependence of the phase coherence time τ_ϕ in the metallic state of high mobility Si-MOS structures over a wide density and temperature range. From a comparison of τ_ϕ with the momentum relaxation time τ we identify two regions, $\tau_\phi > \tau$ and $\tau_\phi < \tau$. For $\tau_\phi > \tau$ (low temperature), single electron quantum interference effects occur. For $\tau_\phi < \tau$ (high temperature) they do not, as the coherence time is too short to allow electrons a coherent return to their origin. We also determined the temperature where $k_B T = \hbar/\tau$, which marks the threshold for coherent electron-electron interaction effects. We then compare the T-regime of strongly dropping resistivity ρ with the T-thresholds for quantum interference effects. We conclude that these effects are not related to each other, and that therefore the apparent metallic behavior is caused by classical rather than quantum effects.

Early investigations of weak localization were performed in low mobility Si-MOS structures (see [6,7] and references therein). In recent studies on high mobility samples, it was shown that the single electron backscattering has only small effects on ρ in GaAs/AlGaAs [8] and Si/SiGe [3] in the "metallic" regime. From Hall investigations it is also known that the influence of electron-electron interaction is small in GaAs/AlGaAs structures [8] and Si-MOS [9]. We already have studied weak localization in Si-MOS structures in the low resistivity regime, i.e., at high carrier densities [10]. The weak localization

peak of the magnetoresistance was found not to be influenced by a possible spin-orbit coupling for phase coherence times up to 100 ps.

Our investigations were performed on two high-mobility Si-MOS samples Si-15 and Si-43 with peak mobilities of $\mu = 31,000$ and $20,000 \text{ cm}^2/\text{Vs}$, respectively. The samples consist of 5 mm long and 0.8 mm wide Hall bars, covered with a Si-oxide layer and an Al-gate. Resistivity and Hall measurements were performed with a four terminal ac-technique at a frequency of 17.17 Hz.

Figure 1 shows the magnetoresistivity for sample Si-15 at temperatures from 280 mK to 1.59 K and an electron density of $3.7 \times 10^{11} \text{ cm}^{-2}$. The peak in $\rho(B)$ can be fitted by the conductivity corrections arising from single-electron coherent backscattering (weak localization) according to [11]

$$\Delta\sigma_{xx} = -\frac{\alpha g_\nu e^2}{2\pi^2 \hbar} \left[\Psi\left(\frac{1}{2} + \frac{a}{\tau}\right) - \Psi\left(\frac{1}{2} + \frac{a}{\tau_\phi}\right) \right], \quad (1)$$

where Ψ is the Digamma function, $a = \hbar/4eBD$ with B the applied perpendicular magnetic field and D the diffusion coefficient. The values for D and τ were deduced from our Hall and resistivity measurements. The prefactor $g_\nu = 2$ describes the valley degeneracy for (100) Si-MOS and α depends on the ratio of intra-valley to inter-valley scattering rates and should lie between 0.5 and 1 [12]. We found values between 0.55 and 0.8, in the expected range. The solid lines in Fig. 1 are least square fits of Eq. (1) to the data.

For sample Si-15 the weak localization peak was followed down to small electron densities n of about $1.5 \times 10^{11} \text{ cm}^{-2}$, near the "metal-insulator" transition at $n_c \approx 0.8 \times 10^{11} \text{ cm}^{-2}$. At still smaller n , the contact resistance rises so that the signal-to-noise ratio decreases and the small resistance changes due to weak localization cannot be evaluated any more. The weak localization peak in sample Si-43 showed a similar behavior.

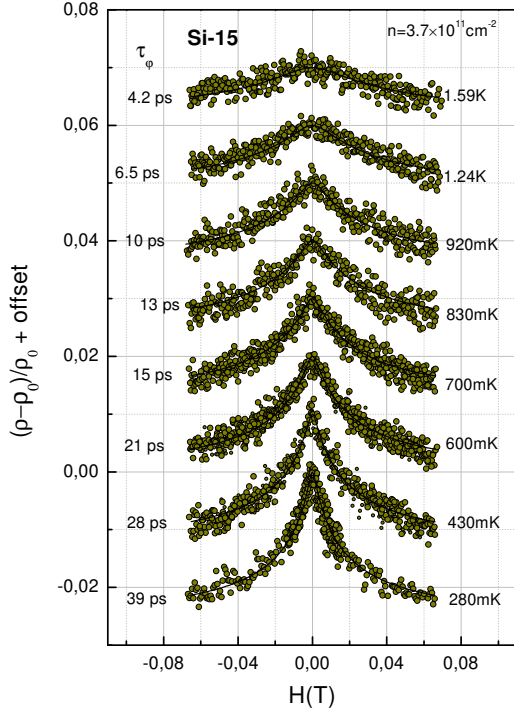


FIG. 1. Change of resistivity versus perpendicular magnetic field for sample Si-15 for eight temperatures at $n = 3.7 \times 10^{11} \text{ cm}^{-2}$. The solid lines are fits to weak localization according to Eq. (1).

The temperature dependence of the phase relaxation time τ_ϕ and of the momentum relaxation time τ is depicted for sample Si-15 in Fig. 2 for n between 1.93×10^{11} and $1.03 \times 10^{12} \text{ cm}^{-2}$. At low temperatures, τ_ϕ exceeds τ by up to nearly two orders of magnitude. But since τ_ϕ strongly decays with temperature, τ_ϕ and τ cross each other at higher T . When $\tau_\phi < \tau$ the electrons can not return to their origin within the phase coherence time and no single-electron quantum interference is possible. Thus the temperature T_q at which $\tau_\phi = \tau$ is an upper limit for single-electron quantum effects. This argument agrees with the experimental observation that the weak localization peak vanishes just below T_q . A very similar behavior was found in sample Si-43, where we traced the weak localization peak for n between 5.4×10^{11} and $3.5 \times 10^{12} \text{ cm}^{-2}$ and up to a maximum T of 10.7 K at the highest density.

The dependence of τ_ϕ on conductance and temperature for inelastic electron-electron scattering in the limit of small momentum transfer (low T) can be described by [13]

$$\tau_\phi = \frac{\hbar g}{2\pi k_B T \ln(g/2)} \quad (2)$$

where g is the dimensionless conductance in units of e^2/h . A problem in the theoretical description occurs for small values of g , as the $\ln(g/2)$ term tends to zero when $g/2$ approaches 1. This would make τ_ϕ diverge. In fact, this

theoretical description is valid only for $g \gg 1$. In case g becomes of the order of 1, the ratio $g/\ln(g/2)$ should be substituted by a term of the order of unity [14]. Therefore we fitted the behavior of $g/\ln(g/2)$ between $10 \leq g \leq 100$ by a second order polynomial and used the resulting dependence $f(g) = 3.78 + 0.253g - 0.00036g^2$ for an extrapolation towards small values of g .

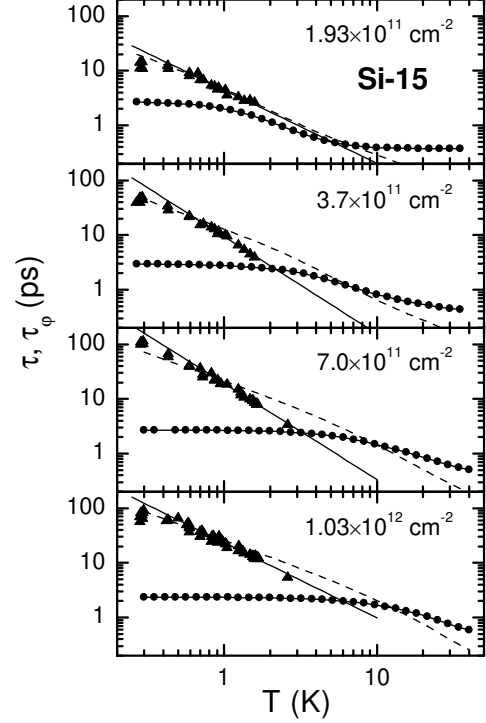


FIG. 2. Experimental temperature dependence of phase coherence time τ_ϕ (triangles) and momentum relaxation time τ (circles connected by line) for sample Si-15 at $n = 1.93, 3.7, 7.0$ and $10.3 \times 10^{11} \text{ cm}^{-2}$. The dashed line represents the theoretically expected behavior of τ_ϕ according to Eq. (2) except for a prefactor, the thin solid line represents a T^{-p} least mean square fit to the data points.

We find that the calculated $\tau_\phi(T)$ dependence according to Eq. (2) is more flat than the experimentally determined one. In addition the calculated values are nearly a factor of 10 larger than the determined ones even for $g > 10$. The experimental data can be fitted much better with a T^{-p} law (solid lines in Fig. 2). The intersection of the extrapolated T^{-p} dependence with the momentum relaxation time τ gives a well defined value for the temperature limit T_q for single electron quantum interference. The T^{-p} dependence with $p > 1$ points to a T^2 contribution resulting from electron-electron scattering processes with large momentum transfer (pure metal case) [15]. We find p around 1.7 for $3 < n < 7 \times 10^{11} \text{ cm}^{-2}$ which decreases towards lower and higher n ($p \approx 1.1$ at $1.6 \times 10^{11} \text{ cm}^{-2}$ and ≈ 1.25 at $1.5 \times 10^{12} \text{ cm}^{-2}$). Similar values for p were found earlier in Si-MOS, see [7] and references therein. A direct analysis of $1/\tau_\phi = AT^2 + BT$ in

[6] revealed the dependence of A and B on n . Analysing our data in the same way, we get similar prefactors as in [6].

Figure 3 shows the main feature of the "metallic" behavior in Si-MOS structures, i.e. the strong drop in $\rho(T)$. The temperature limit T_q for single electron quantum effects is marked in Fig. 3 by asterisks, connected by a curve to guide the eye. Depending on density, T_q lies between 2 and 10 K. At high density, T_q decreases with decreasing n , but when n drops further T_q returns to higher values. This retrograde behavior is the consequence of the strong decrease of τ in the low n range, which moves the crossover of τ_φ and τ to higher T as can be seen in Fig. 2.

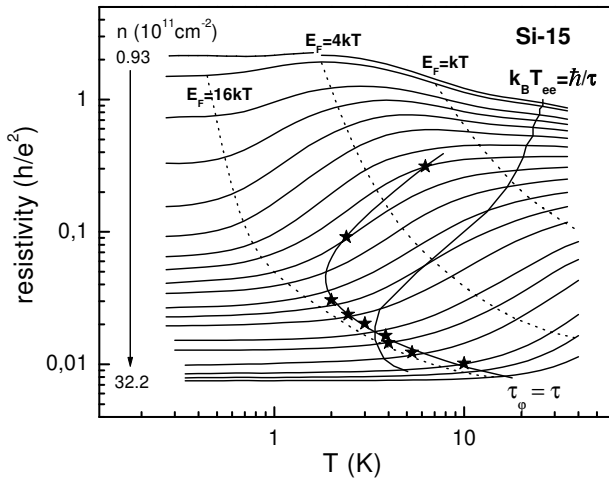


FIG. 3. Representation of relevant temperature thresholds in the resistivity versus temperature plane. The asterisks mark the threshold T_q for single-electron quantum interference, whereas the threshold T_{ee} for quantum effects induced by electron-electron interaction is indicated by the $k_B T_{ee} = \hbar/\tau$ line. Dashed lines mark $E_F/i = k_B T$, with $i = 1, 4$, and 16 . Experimental ρ vs. T curves are shown for $n = 0.928, 0.970, 1.09, 1.18, 1.30, 1.45, 1.64, 1.89, 2.22, 2.64, 3.18, 3.88, 4.79, 6.30, 7.95, 10.2, 15.7, 21.2$, and $32.2 \times 10^{11} \text{ cm}^{-2}$.

An important conclusion can be drawn by comparing the overall temperature dependencies of Fig. 3. The strong increase in $\rho(T)$ occurs for low n between 0.6 and 2 K and shifts with increasing n to much higher T . For the highest n of $3.2 \times 10^{12} \text{ cm}^{-2}$ the increase in ρ starts even above 10 K. This behavior does not correspond to the observed dependence of the threshold T_q which first decreases and then increases with increasing n . For $n > 2.2 \times 10^{11} \text{ cm}^{-2}$ the drop in ρ takes place entirely above the temperature limit T_q . Thus we conclude that the strong change in resistivity is not caused by single-electron quantum interference effects.

In addition to T_q , we have indicated further temperature limits in Figure 3. The equation $\hbar/\tau = k_B T_{ee}$ defines a temperature T_{ee} , which gives an upper limit for

the occurrence of quantum corrections to the conductivity due to electron-electron interaction effects, i.e. the so called diffuson- and Cooperon-terms [13]. Again, the behavior of the temperature limit T_{ee} does not coincide at all with the density and temperature behavior of the strong change in resistivity. Thus, the "metallic" state can not be caused by quantum effects due to electron-electron interaction either.

In order to compare the temperature behavior of the strong drop in resistivity with possible electron degeneracy effects, we also show several border lines in Fig. 3 where $k_B T = E_F$, $k_B T = E_F/4$, and $k_B T = E_F/16$. The first equality indicates where the degeneracy of the electron system starts and the second one is usually stated as the strong degeneracy limit. For the third equality, $k_B T = E_F/16$, we find that it describes the low-temperature saturation of the strong resistivity drop astonishingly well.

Having identified the regions of the "metallic" state where quantum effects do not contribute, we like to discuss the implications of this result on different suggestions for the strong resistivity changes in Si-MOS and compare the system with other materials. There is no room for quantum coherence effects in the region of the strong resistivity drop, for densities above $2.2 \times 10^{11} \text{ cm}^{-2}$, which is about twice n_c . But even at somewhat smaller densities, where the resistivity drop is similar to that at $2.2 \times 10^{11} \text{ cm}^{-2}$ it can not be expected that the nature of the effect is suddenly changing from non-quantum interference to quantum interference origin. This is important to note, as scaling procedures were applied in experimental studies up to the region where no quantum interference effects do exist and no change of the scaling behavior was observed [1]. The scaling procedure for quantum systems describes conductance developments due to phase coherence effects [2] and not changes of scattering efficiencies in the Drude regime. It is thus very surprising that the scaling behavior seems to hold up to the region where no quantum interference effects take place.

On the other hand, negative magnetoresistance due to weak localization was found for $T < T_q$ at all densities, demonstrating the existence of single electron quantum effects at low T . This behavior is in contradiction to the suggested superconductivity of the "metallic" state [16], where no single electron quantum interference is expected.

As for high densities no quantum effects contribute to the drop in $\rho(T)$, the metallic state has to be caused by classical effects. For p-Si/SiGe samples, with a change in resistivity of only about 10%, it has been shown that the "metallic" behavior can be explained by temperature dependent screening effects [17]. For the Si-MOS system, with changes in the resistivity by more than a factor 7, the contribution of screening should be considered as well. Gold and Dolgoplov have given analytical

results for the temperature dependence of the screening function for impurity scattering [18]. According to that work, a change in resistivity by a factor of 3 or 4 could be explained by screening. But it is not likely that screening alone can account for the entire resistivity drop in Si-MOS.

The scattering of electrons at charged hole traps in the oxide layer is able to explain the temperature and magnetic field dependence of the "metallic state" in Si-MOS [19]. The filling of these states and thus the efficiency of scattering depends strongly on the Fermi energy. According to our investigations, no quantum effects should contribute to the strong drop in $\rho(T)$ for $n > 2.2 \times 10^{11} \text{ cm}^{-2}$. Only for smaller n , close to the "critical" concentration n_c , the temperature T_q is large enough that single electron quantum effects may give considerable contributions. This may then lead to a complex scaling behavior [20]. At high densities, scattering effects combined with screening may describe the strong $\rho(T)$ drop.

Compared with p-GaAs/AlGaAs, n-type Si-MOS has a much simpler band structure for the majority carriers. In p-GaAs/AlGaAs, the strong spin-orbit interaction together with the inversion asymmetric confinement potential induces a splitting of the upper valence band. This leads to temperature dependent interband scattering [21] and anomalous magneto-oscillations [22] in the "metallic" state. As any spin splitting or lifting of the valley degeneracy is much smaller in n-type Si-MOS, we do not expect that similar effects will dominate the behavior of the metallic state here.

In conclusion, we have analyzed the dependence of the phase coherence time τ_ϕ on temperature and electron density for high-mobility Si-MOS structures by the exploitation of the magnetoresistivity due to weak localization. From the comparison of τ_ϕ with the momentum relaxation time τ , we are able to determine an upper border for single electron quantum interference effects. We show that this border does not coincide with the behavior of the temperature dependence of the strong resistivity drop in the "metallic" regime. Also the boundary for disorder induced quantum effects due to electron-electron interaction at $\hbar/\tau = k_B T_{ee}$ is not related with the resistivity drop and thus should not be the origin of the "metallic" state. It is likely that quantum effects are significant at very low temperatures and in the close vicinity of the apparent "metal-insulator" transition. But quantum effects definitely do not initiate the drop into the low-resistivity state over a wide density range in the "metallic" regime. Scattering at charged hole traps in the oxide layer [19] together with screening seems to be able to explain the main properties of the metallic state in high-mobility Si-MOS structures, whereas different phenomena seem to dominate the "metallic" behavior in Si/SiGe and GaAs/AlGaAs structures.

We thank B.L. Altshuler and A. Gold for stimulating discussions. The work was supported by the Austrian Science Fund (FWF) Project P13439, INTAS, RFBR, NATO, NSF, Programs 'Physics of solid state nanostructures', 'Statistical physics' and 'Integration'.

-
- [1] S. V. Kravchenko, G. V. Kravchenko, J. E. Furneaux, V. M. Pudalov, and M. D'Iorio, Phys. Rev. B **50**, 8039 (1994). S. V. Kravchenko, W. E. Mason, G. E. Bowker, J. E. Furneaux, V. M. Pudalov, and M. D'Iorio, Phys. Rev. B **51**, 7038 (1995).
 - [2] E. Abrahams, P. W. Anderson, D. C. Licciardello, and T. V. Ramakrishnan, Phys. Rev. Lett. **42**, 673 (1979).
 - [3] V. Senz, T. Heinzl, T. Ihn, K. Ensslin, G. Dehlinger, D. Grützmacher, U. Gennser, Phys. Rev. B **61**, R5082 (2000).
 - [4] S. Chakravarty, L. Yin, and E. Abrahams, Phys. Rev. B **58**, R559 (1998).
 - [5] B. L. Altshuler, D. L. Maslov, and V. M. Pudalov, cond-mat/0003032.
 - [6] R. A. Davies and M. Pepper, J. Phys. C: Solid State Phys. **16**, L353 (1983).
 - [7] S. Kawaji, Surf. Sci. **170**, 682 (1986).
 - [8] M. Y. Simmons, A. R. Hamilton, M. Pepper, E. H. Linfield, P. D. Rose, D. A. Ritchie, Phys. Rev. Lett. **82**, 2489 (2000).
 - [9] V. M. Pudalov, G. Brunthaler, A. Prinz, and G. Bauer, JETP Lett. **70**, 48, (1999).
 - [10] G. Brunthaler, A. Prinz, G. Bauer, V. M. Pudalov, E. M. Dizhur, J. Jaroszynski, P. Glod, and T. Dietl, Ann. Phys. (Leipzig) **8**, 579 (1999).
 - [11] B.L. Altshuler, D.E. Khmel'nitskii, A.I. Larkin, and P.A. Lee, Phys. Rev. B **22** (1980) 5142; H. Fukuyama, Surf. Sci. **113** (1982) 489.
 - [12] H. Fukuyama, J. Phys. Soc. Jpn. **50** (1981) 3562.
 - [13] B.L. Altshuler and A.G. Aronov, in *Electron-Electron Interaction in Disordered Systems*, edited by A.L. Efros and M. Pollak, North Holland, Amsterdam, 1985, p. 1.
 - [14] B. Altshuler, private communication.
 - [15] H. Fukuyama and E. Abrahams, Phys. Rev. B **27**, 5967 (1983).
 - [16] P. Phillips, Y. Wan, I. Martin, S. Knysh, and D. Dalidovich Nature (London) **395**, 253 (1998).
 - [17] V. Senz, T. Ihn, T. Heinzl, K. Ensslin, G. Dehlinger, D. Grützmacher, U. Gennser, cond-mat/0004312.
 - [18] A. Gold and V. T. Dolgoplov, Phys. Rev. B **33**, 1076 (1986).
 - [19] B. L. Altshuler and D. L. Maslov, Phys. Rev. Lett. **82**, 145 (1999).
 - [20] B. L. Altshuler, D. L. Maslov, and V. M. Pudalov, cond-mat/9909353; cond-mat/0003032.
 - [21] Y. Yaish, O. Prus, E. Buchstab, S. Shapira, G. B. Yoseph, U. Sivan, and A. Stern, Phys. Rev. Lett. **84**, 4954 (2000).
 - [22] R. Winkler, S. J. Papadakis, E. P. De Poortere, and M. Shayegan, Phys. Rev. Lett. **84**, 713 (2000).