

A new type of irregular motion in a class of game dynamics systems

Tsuyoshi Chawanya *

Yukawa Institute for Theoretical Physics, Kyoto 606, Japan

(February 23, 1995)

A new type of asymptotic behavior in a game dynamics system is discovered. The system exhibits behavior which combines chaotic motion and attraction to heteroclinic cycles; the trajectory visits several unstable stationary states repeatedly with an irregular order, and the typical length of the stay near the steady states grows exponentially with the number of visits. The dynamics underlying this irregular motion is analyzed by introducing a dynamically rescaled time variable, and its relation to the low-dimensional chaotic dynamics is thus uncovered. The relation of this irregular motion with a strange type of instability of heteroclinic cycles is also examined.

keywords: nonlinear dynamics, chaos, heteroclinic cycle, replicator, game dynamics, non-stationary motion, structural stability

In this paper, we will report a new type of asymptotic behavior observed in a game dynamics system. The behavior exhibits a combined nature of the attraction to a heteroclinic cycle and a chaotic motion; the trajectory visits some of the saddle points with an irregular order and the lengths of the stay near the saddles are also irregular. The irregularity here is related to an intrinsic chaotic dynamics and not due to the randomness from noise. The behavior is robust against a small variation of the parameters, and has a close relation with the structurally stable heteroclinic cycles studied recently in various contexts [1] [2] [3] [4].

The game dynamics system we will study is a kind of population dynamics, and is represented with a set of equations

$$\frac{d}{dt}x_i = \lambda_i x_i, \quad (1)$$

$$\lambda_i = s_i - \bar{s}, \quad (2)$$

$$s_i = \sum_{j=1}^n g_{ij} x_j, \quad (3)$$

$$\bar{s} = \sum_{i=1}^n s_i x_i, \quad (4)$$

with a constraint,

$$\sum_{i=1}^n x_i = 1, \quad (0 \leq x_i \leq 1). \quad (5)$$

x_i represents the renormalized population of species i , s_i is the score (or fitness) of species i , and \bar{s} is the average score over the population. $\{g_{ij}\}$ defines the interaction between species, each g_{ij} representing the score of species i in its battle with j .

Such a model was proposed by Taylor and Jonker in the context of the evolution of strategy into ESS(evolutionary stable states) [5]; it is also regarded as a simplified model equation for the molecular evolution [6], and gives a minimal model for the system of interacting self replicators [7]. It is also related to the Lotka-Volterra equation through a transformation of variables [7].

The system exhibits various types of asymptotic behavior. The simplest one is the relaxation to a resting state. The chaotic oscillation as well as regular oscillation can be observed in some range of parameters when 4 or more species are involved [8] [9] [10]. Attractive heteroclinic cycles also are observed generically for systems with 3 or more species [11].

As is easily seen from the constraint (5), the phase space of the game dynamics system with n species is given by an $(n - 1)$ -dimensional simplex. The surface of the simplex consists of n hyper-planes $x_i = 0$, each of which gives an invariant set. Therefore, any intersection of these hyper-planes is also an invariant set. The flow on such an invariant set is described by the game dynamics equations of the original form but with a reduced number of species, and gives

*E-mail address: chawanya@yukawa.kyoto-u.ac.jp

a subsystem of the original one. Note that there exist many (at least n) fixed points on the surface of the simplex, since each of these subsystems has at least one fixed point.

A peculiar feature of this system is the existence of robust heteroclinic orbits. This is basically due to the hierarchical structure of the invariant set of the system described above. Suppose that two saddles A, B and a heteroclinic orbit from A to B exist on an invariant set which corresponds to a subsystem with d species. The heteroclinic orbit will be robust against a small variation of the parameters if

$$\dim A^u + \dim B^s > (d - 1), \quad (6)$$

where A^u denotes the unstable manifold of saddle A in the subsystem [12]. Thus, if the saddle B is an attractor in the subsystem, i.e., $\dim B^s = (d - 1)$, the heteroclinic orbit is robust. We will concentrate on such robust heteroclinic orbits, therefore, every saddle which appears in this paper is an attractor in the subsystem consisting of the species with non-zero x_i at the saddle point. Note that such saddles and robust heteroclinic orbits are all on the border of the phase space, because it must belong to a certain subsystem.

Some of the results presented in this paper are obtained from numerical simulations. A small noise in the calculation may drastically change the behavior of the trajectory especially in the vicinity of the heteroclinic orbits. To suppress the numerical error, the simulations were done with algorithm which keeps a constant precision for them. It is realized by doing the numerical simulations of the dynamics of $\log x_i$ which is, in principle, equivalent to the original dynamics of x_i . The error for the population near the zero value is drastically reduced by keeping tracks its logarithm. In the contrast, the error for non-zero valued population is automatically reduced by the dynamical contraction in the relevant direction, as far as we work with robust heteroclinic orbits mentioned above.

We will now look into the system behavior. An example is presented in fig.1. It is obtained from the simulation for a system with 5 species with interaction matrix

$$g_{ij} = \begin{pmatrix} - & -1.0 & -20.0 & -0.4 & -1.0 & 1.0 \\ & 1.5 & 0.0 & -0.7 & -7.3 & 0.5 \\ & X & 1.0 & 0.0 & 0.0 & -0.1 \\ - & -0.9 & 0.8 & 1.0 & -1.0 & -0.1 \\ & 0.0 & -8.0 & 0.7 & 1.3 & 0.0 \end{pmatrix}, \quad (7)$$

where $X = 0.32$. The population are set as $(1/5, 1/5, 1/5, 1/5, 1/5)$ initially. The behavior looks like the attraction to an heteroclinic cycle. The trajectory visits several quasi-stable states, and the period of the stay there shows a geometrical expansion. There is, however, irregularity in the order of visits and lengths of the stays, which is a major difference from typical cases of the attraction to an heteroclinic cycle (fig.2). The transition between these two types of behavior, namely the irregular 'rambling' motion and the regular attraction to heteroclinic cycle, will be studied afterwards using the same matrix as the above but with different value of X .

We will analyze the asymptotic dynamics of this system. Here we assume that the trajectory stays sufficiently long in the neighborhoods of the saddles, while the transitions between them take place in a much shorter time. The irregular rambling motion and also the attraction to a heteroclinic cycle are analyzed as follows. In the analysis, we will work with the logarithm of the populations

$$y_i \equiv \log x_i, \quad (8)$$

and consider an approximation for the dynamics of y_i . Here we write the approximated dynamics in the form

$$\frac{d}{dt} Y_i = f_i(\vec{Y}), \quad (9)$$

where Y_i is used instead of y_i to avoid confusion and \vec{Y} denotes (Y_1, Y_2, \dots, Y_n) . It is assumed to be valid in the vicinity of saddles and/or robust heteroclinic cycles. All of those relevant saddles and heteroclinic orbits are on the border of the phase space by assumption. Therefore, some of the species have nearly zero valued population in the considering region. We will call such species as 'inactive' species and the others as 'active' ones.

The considering simplification consists of following two points, namely,

- ignoring the change of Y_i made during the transition between saddles,
- linearizing the flow in the neighborhood of saddles.

The dominant contribution to the variation of y_i comes from the stays in the neighborhoods of saddles, if the transition between saddles is sufficiently swift as assumed. Thus we will take an approximation that the transition between

saddles is an instantaneous event, and neglect the change of Y_i during the transition. With such a simplification, Y_i contains non vanishing error inevitably, and it is useless to consider a direct correspondence between Y_i and x_i . Thus we simply assume that Y_i is zero when species i is active, and $Y_i < 0$ corresponds to $x_i \approx 0$. In this case, the constraint on \vec{Y} corresponding to (5) is represented as,

$$\max_i Y_i = 0. \quad (10)$$

As is mentioned above, the transition between saddles is neglected in the dynamics of \vec{Y} . Therefore, all of the change of \vec{Y} is made during the stay in the neighborhoods of certain saddles. By linearizing the flow in the neighborhood of saddles, \vec{f} can be written formally as,

$$f_i(\vec{Y}) = \lambda_i^A, \quad (11)$$

where A denotes the neighboring saddle which should be determined from \vec{Y} , and λ_i^A is the growth rate of species i at saddle A .

Here we define \vec{f} by simply assuming that A is determined as the attractor of the subsystem which consists of the species with $Y_i = 0$. Thus invasion of species I corresponds to an instantaneous event of Y_I reaching 0, and immediately after that the system is assumed to be in the neighborhood of a new saddle. Note that this definition of \vec{f} may be invalid for some values of \vec{Y} , where two or more attractor coexist in the associated subsystem. This definition, however, is still valid for most value of \vec{Y} and it is sufficient for the following argument.

Although λ_i^A is zero if x_i^A has nonzero value, $Y_i = 0$ does not necessarily lead to $\dot{Y}_i = 0$. This is because the attractor can be on the border of the phase space of the associated subsystem, that is, x_i^A can be zero even if Y_i is zero. In any case, the constraint (11) is not violated because λ_i^A cannot be positive if Y_i is zero, in order for the fixed point A to be an attractor in the associated subsystem.

Since the function $\vec{f}(\vec{Y})$ depends only on whether each component of \vec{Y} is zero or not, it can be formally expressed as a function of $\vec{\eta} \equiv \vec{Y}/|\vec{Y}|$. Thus, by using the notations

$$\vec{\eta} \equiv \frac{\vec{Y}}{|\vec{Y}|}, \quad (12)$$

$$U \equiv |\vec{Y}|, \quad (13)$$

$$\vec{g}(\vec{\eta}) \equiv \vec{f}(\vec{\eta}) - (\vec{\eta} \cdot \vec{f}(\vec{\eta}))\vec{\eta}, \quad (14)$$

$$h(\vec{\eta}) \equiv \vec{\eta} \cdot \vec{f}(\vec{\eta}), \quad (15)$$

a set of equations,

$$\frac{d}{dt}\vec{\eta} = U^{-1}\vec{g}(\vec{\eta}), \quad (16)$$

$$\frac{d}{dt}U = h(\vec{\eta}), \quad (17)$$

is obtained. It should be noted that, corresponding to (11), there is a constraint on $\vec{\eta}$, such that,

$$\max_i \eta_i = 0. \quad (18)$$

We now introduce a dynamically rescaled time variable τ defined as

$$\frac{d\tau}{dt} = U^{-1}. \quad (19)$$

Then the equations (16),(17) can be rewritten as

$$\frac{d}{d\tau}\vec{\eta} = \vec{g}(\vec{\eta}), \quad (20)$$

$$\frac{d}{d\tau}(\log U) = h(\vec{\eta}). \quad (21)$$

Thus we obtain an autonomous equation for $\vec{\eta}$, and this determines the sequence of the saddles visited in the rescaled time τ . On the other hand, the time scale of the motion which associated with the length of the stay near saddles is

determined by U . As can be seen from (20) and (21), the motion has no characteristic time scale. Steady motion of $\vec{\eta}$ in τ results in a drift of $(\log U)$ with some average velocity measured with τ . This results in a geometrical change of the time scale of the motion in t through (19). Thus a limit cycle solution of (20) corresponds to a heteroclinic cycle in the original game dynamics system.

So far, it has not been questioned whether the trajectory of $\vec{\eta}(\tau)$ is regular or chaotic. We now look into this point more carefully with some case studies. For this purpose, it is convenient to work with discrete maps which represent the change of \vec{Y} in a neighborhood of a saddle, rather than the continuous flow of \vec{Y} or $\vec{\eta}$.

The change of \vec{Y} near a saddle is represented by a piecewise-linear map. This is because when the invader is specified as I -th species, the map is expressed in a linear form,

$$Y_i^{(n)} \mapsto Y_i^{(n+1)} = Y_i^{(n)} - \frac{\lambda_i^A}{\lambda_I^A} Y_I^{(n)}, \quad (22)$$

where A, I denotes the saddle and invading species respectively, and $\vec{Y}^{(n)}$ denotes the value of \vec{Y} at the n -th transition. The invader is determined in accordance with the value of $\vec{Y}^{(n)}$, thus the map becomes 'piecewise'-linear as a whole.

The return map for \vec{Y} at some Poincaré section can also be represented by a piecewise-linear map. Actually, if the sequence of saddles — or equivalently the sequence of invaders — is specified, the return map for \vec{Y} is obtained as a product of the linear maps with the same form as (22). Thus each segment of the return map is a linear map. The sequence of the saddle is determined in accordance with the value of \vec{Y} at the cross section, and the return map also becomes piecewise-linear.

Let us consider the specific system (7) and look into its asymptotic behavior. A Poincaré section at the transition path from saddle $\{3, 4\}$ (where species 3 and 4 is steadily coexisting) to saddle $\{5\}$ is considered. The saddle $\{3, 4\}$ is apart from the hyperplanes $x_3 = 0$ and $x_4 = 0$, and after the invasion of species 5, the orbit gets apart also from $x_5 = 0$. Therefore, the value of \vec{Y} at the corresponding moment has only two non-zero components, Y_1 and Y_2 . As is obvious from the above argument, the sequence of the saddles visited remains unchanged if \vec{Y} is multiplied by a scalar factor. Thus the sequence of the saddles can be determined from the ratio between these components, i.e.,

$$Z \equiv Y_1/Y_2. \quad (23)$$

In this way, we can analyze the saddle-sequence with the return map for Z . If the chaotic trajectory is produced by this map, the corresponding saddle-sequence will also be chaotic.

The return map for \vec{Y} and also the return map for Z can be calculated analytically from the interaction matrix given in (7). The map for Z is presented in fig.3. The part of the map displayed consists of three elements, each of which corresponds to a particular sequence of the saddles. The three types of the sequence are presented in table I. The map for Z has one fixed point associated with heteroclinic cycle $C2$ which is an unstable fixed point, and the map generates a chaotic sequence of $C1$, $C2$ and $C3$ under general initial conditions.

The sequence of the saddles is thus expected to become chaotic in this case, which is confirmed in the numerical simulation. A return map for $z \equiv y_1/y_2$ is studied, and its Poincaré section is taken at $x_5 = \epsilon$, $\dot{x}_5 > 0$, $x_3 > \epsilon$, $x_4 > \epsilon$ with $\epsilon = 10^{-8}$. This hyper-plane corresponds to the instant of the 'invasion' of species 5 to the saddle $\{3, 4\}$. The behavior of this map is well reproduced by the return map for Z which can be calculated analytically, as is exhibited in fig.3. It is thus clear that the irregularity of the sequence of the saddles observed in figs.1 and 2 is not due to noise or numerical errors but generated by the intrinsic chaotic dynamics.

We have reduced the original 4 dimensional flow to a one dimensional map. One of the variables is eliminated by taking a Poincaré section of the flow. The reduction of the second variable is enabled by the strong contraction of the flow, and we could separate the last one because of the linear approximation. Note that it depends on the particular system or particular cycle, that how many variables can be reduced by the contraction of the flow. If all the relevant heteroclinic orbits belong respectively to 1 dimensional subsystems, no variables can be reduced by the contraction.

Finally we will analyze the break down of a heteroclinic cycle attractor, which leads to the emergence of the chaotic rambling motion.

The return map for Z (fig.3) has a fixed point associated with heteroclinic cycle $C2$ as stated before. The stability of this fixed point is related to the property of the matrix $M^{(C2)}$ which represents the return map for (Y_1, Y_2) associated with the same cycle. The fixed point of the return map for Z corresponds to an eigenvector of $M^{(C2)}$, and the condition for the cycle $C2$ to be an attractor is expressed in terms of the eigenvalues and eigenvectors of $M^{(C2)}$, that is,

- $\Lambda_F > 1$,
- $(\forall i \neq F), |\Lambda_F| > |\Lambda_i|$,

where Λ_F is the eigenvalue associated with the fixed point of the return map for Z .

Even if the first condition is not satisfied, the fixed point in the return map remains stable. In this case, however, the iteration of this cycle makes $|\vec{Y}|$ smaller and smaller, which means that the trajectory diverges from the heteroclinic cycle gradually. On the other hand, when the second condition is violated, the fixed point becomes unstable. Since the map for \vec{Y} is linear in the region associated with $C2$, there is no nonlinear effect to suppress the instability of the fixed point, so that the trajectory will inevitably be thrown out of $C2$. In this way, the destabilization of the fixed point in the return map leads directly to the loss of attractiveness of heteroclinic cycle $C2$.

Matrix $M^{(C2)}$ can be calculated from the matrix in (7) as,

$$M^{(C2)} = \begin{pmatrix} 1.9389 + 6.418X & 1.2386 - 12.836X \\ 2.841 + 8.42X & 0.634 - 16.84X \end{pmatrix}. \quad (24)$$

The fixed point of the return map for Z corresponds to the largest eigenvalue of this matrix which is larger than 1 for the considering range of X , so that cycle $C2$ is attractive if the fixed point of the map is stable. The absolute value of the negative eigenvalue, however, can exceed the largest eigenvalue, and destabilization of the fixed point can be observed by changing parameter X . Its critical value X_c is obtained from the condition,

$$\text{Trace } M^{(C2)} = 0, \quad (25)$$

and we obtain $X_c = 0.24687 \dots$. If X is larger than X_c , the fixed point is unstable and the observed saddle-sequence becomes chaotic. On the contrary, the attraction to the heteroclinic cycle $C2$ is generic behavior when $X < X_c$. The second return map for Z (fig.4) clearly shows that when the fixed point of the return map becomes unstable, the cycle $C2$ ceases to be an attractor and then a chaotic rambling motion appears.

The stability of the heteroclinic cycle has rather peculiar features, as also noted by Melbourne [13]. Even in the case of $X < X_c$, the heteroclinic cycle $C2$ is not stable in the usual sense, because an arbitrarily small additive noise can kick the trajectory out of $C2$ into a 'transverse' direction. It should also be noted that even in the case of $X > X_c$, there exists a set of initial conditions with zero measure corresponding to the unstable fixed point in the map for Z , which is attracted to the cycle $C2$ (that is, the 'stable manifold' of $C2$). Another interesting phenomenon related to stability of the structurally stable heteroclinic cycles is reported recently [14]. That is the coexistence of two or more heteroclinic cycle attractors sharing a common heteroclinic orbit. It will correspond to the case when the return map for $\vec{\eta}$ has two or more stable fixed points.

We have worked with the case of 5 species, because it is a minimal system capable of displaying an irregular saddle-sequence as an asymptotic behavior. Since $\vec{\eta}$ has two constraints, $|\vec{\eta}| = 1$ and $\max_i \eta_i = 0$, the dynamics of $\vec{\eta}$ can be represented by a flow on a $n - 2$ dimensional spherical surface (with n denoting the number of species). Therefore the asymptotic behavior of $\vec{\eta}$ cannot be irregular if n is smaller than 5. It should be also noted that 5 species are required also in Lotka-Volterra systems for the emergence of the irregular rambling motions, if we assume that the total population always has finite value.

We will mention the nature of the approximation used in this paper. The trajectory of $\vec{\eta}$ gives a 'good' approximation for the trajectory of \vec{y} , in the sense that for any positive integer k and for generic value of the initial condition $\vec{\eta}_0$, there exist a set of initial conditions of \vec{y} which give the saddle-sequences which have opening k saddles in common with the one associated with the trajectory of the $\vec{\eta}$. It can be proven with assuming the non-degeneracy of $\{g_{ij}\}$. A rough sketch of the proof is given below. The complete proof will be given in another paper [15].

We can confirm the existence of an upper limit for error associated with the map (22) (where the error means the difference between the change of \vec{Y} made by this map and the change of \vec{y} made during the corresponding stay and transition) which does not depend on the value of \vec{Y} . It is also confirmed that, as is obvious from (22) and the assumption of non-degeneracy, an upper limit exists for the magnification rate of the deviation of two trajectories of \vec{Y} in each step. Therefore, we can evaluate the upper limit of the difference between the value of \vec{y} and its approximation \vec{Y} after k transitions. With considering the fact that the map (22) is linear, we can choose the initial condition \vec{Y}_0 , s.t. i) the corresponding saddle-sequence is the same as the one given by the trajectory started from $\vec{\eta}_0$, and ii) the opening k saddles of the associated saddle-sequence is not changed even if the error is taken into account. $\vec{Y}_0 = U_0 \vec{\eta}$ with a sufficiently large U_0 gives an example of the 'good' initial condition for \vec{Y} , and the trajectory with the initial condition for \vec{y} corresponding to the \vec{Y}_0 gives the saddle-sequence with the desired property.

As is mentioned above, we have analyzed the global behavior of the trajectory basically in the logarithmically transformed coordinate. Such a treatment is enabled by the robust existence of the hierarchically structured invariant sets ($\prod x_i = 0$, which form the border of the phase space), and does not rely on a specific form of interaction. Thus the same method can be applied to the analysis of the system with nonlinear interaction as well. As is reported by several authors, structurally stable heteroclinic cycles can exist in systems with a certain kind of symmetry. Such

systems have invariant sets with similar structure to that in the game dynamics system. Thus the chaotic rambling over quasi stable states could also be observed in such systems.

The relation between \vec{Y} and \vec{f} is not simple in the present system, and it is difficult to write down explicitly the rescaled dynamics (20). The dynamics of the transitions among saddles can be treated more elegantly in the case of a coupled logistic equations, where the dynamics with a rescaled time is written explicitly, and the emergence of a chaotic saddle-sequence is demonstrated [16].

The author is grateful to S. Sasa for extensive discussion and collaboration in related works. He also thanks Y.Kuramoto for enlightening advice, and T.Ikegami, H.Tanaka, T.Yanagida, K.Kaneko, and K.Okuda for valuable suggestions. T.Shichijo and K.Watanabe are acknowledged for collaboration in an earlier stage of this study, and G.C. Paquette for the careful reading of the earlier version of this manuscript. Finally referee's thoughtful comments are appreciated. This work was supported by the Yukawa foundation.

-
- [1] P.Ashwin and J.W.Swift, *The dynamics of n weakly coupled identical oscillators*, J. Nonlinear Science, **2**, 69-108, (1992).
 - [2] E.Knobloch and M.Silber, *Oscillatory Convection in a Rotating Layer*, Physica D, **63**, 213-232, (1993).
 - [3] D. Hansel, G. Mato and C. Meunier, *Clustering and slow switching in globally coupled phase oscillators*, Phys. Rev. E, **48**, 3470-3477, (1994).
 - [4] W. Brannath, *Heteroclinic networks on the tetrahedron*, Nonlinearity, **7**, 1367-1384, (1994).
 - [5] P.D.Taylor and L.B.Jonker, *Evolutionarily Stable Strategies and Game Dynamics*, Mathematical Bioscience, **40**, 145-156, (1978).
 - [6] M. Eigen *Selforganization of Matter and The Evolution of Biological Macromolecules*, Naturwissenschaften, **58**, 465-523, (1971).
 - [7] J. Hofbauer and K. Sigmund, *The theory of Evolution and Dynamical Systems*, (Cambridge University Press, 1988).
 - [8] J. Hofbauer, *On the occurrence of limit cycles in the Volterra-Lotka equation*, Nonlinear Analysis, **5**, 1003-1007, (1981).
 - [9] M.E.Gilpin, *Spiral Chaos in a Predator-prey Model*, Amer.Nat., **113**, 306-308, (1979).
 - [10] A.Arneodo, P.Couillet and C.Tresser, *Occurrence of Strange Attractors in Three Dimensional Volterra Equations*, Phys. Lett. **79A**, 259-263, (1980).
 - [11] R.M.May and W.J.Leonard, *Nonlinear Aspects of Competition between Three Species.*, SIAM J.Appl.Math. **29**, 243 (1975).
 - [12] J. Guckenheimer and P. Holmes, *Nonlinear Oscillations, Dynamical Systems, and Bifurcations of Vector Fields*, (Springer-Verlag, New York, 1983).
 - [13] I. Melbourne, *An example of a non-asymptotically stable attractor*, Nonlinearity, **4**, 835-844, (1991).
 - [14] V. Kirk and M. Silber, *A competition between heteroclinic cycles*, Nonlinearity **7**, 1605-1621, (1994).
 - [15] T. Chawanya, (in preparation).
 - [16] S. Sasa and T. Chawanya, (preprint).

Z	sequence of the saddles	
(0.791,0.902)	$\{3, 4\} \rightarrow \{5\} \rightarrow \{1, 5\} \rightarrow \{2\} \rightarrow \{3\} \rightarrow \{5\} \rightarrow \{2\} \rightarrow \{3\} \rightarrow \{3, 4\}$:C1
(0.902,2.0)	$\{3, 4\} \rightarrow \{5\} \rightarrow \{1, 5\} \rightarrow \{2\} \rightarrow \{3\} \rightarrow \{3, 4\}$:C2
(2.0, ∞)	$\{3, 4\} \rightarrow \{5\} \rightarrow \{2\} \rightarrow \{3\} \rightarrow \{3, 4\}$:C3

TABLE I. Relation between the value of Z and the sequence of saddles.

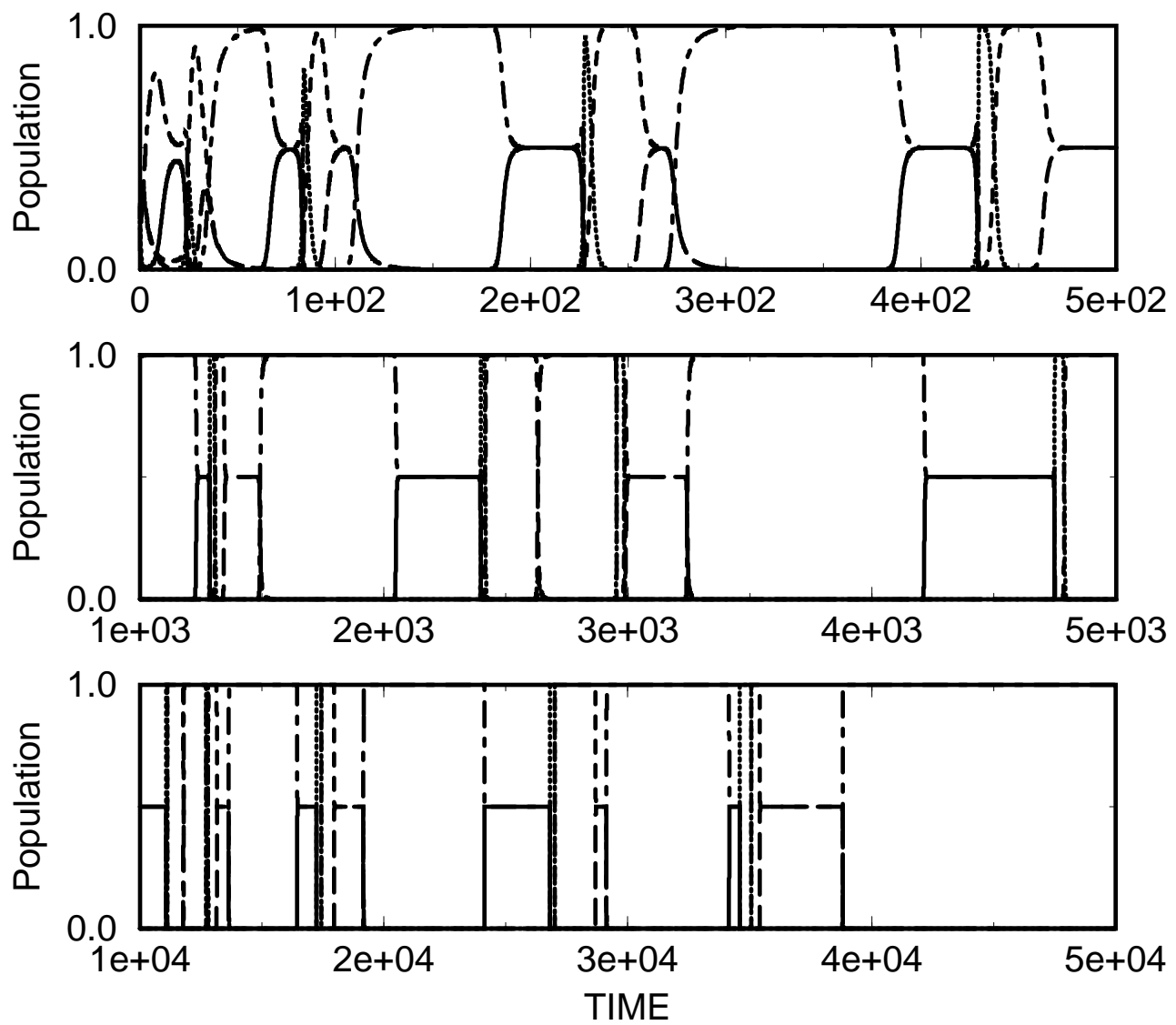
FIG. 1. An example of the temporal evolution of the population of species, in the case of attractive heteroclinic network. The population of all 5 species are plotted. $\{g_{ij}\}$ is chosen as in (7) with $X = 0.32$, and the initial condition is set as $x_1 = x_2 = \dots = 0.2$. Numerical simulation is done with the Runge-Kutta method with variable step size, taking $\log x_i$ as variables.

FIG. 2. A temporal sequence of the saddles for a regular (**a**: $X = 0.24$), and an irregular motion (**b**: $X = 0.32$). The abscissa represents time in the log scale, and the ordinate displays the nearest saddle. The transition between saddles is omitted in this figure, however, the process is so relatively fast that it constitutes practically zero width with this scale. The initial condition is the same as in fig.1.

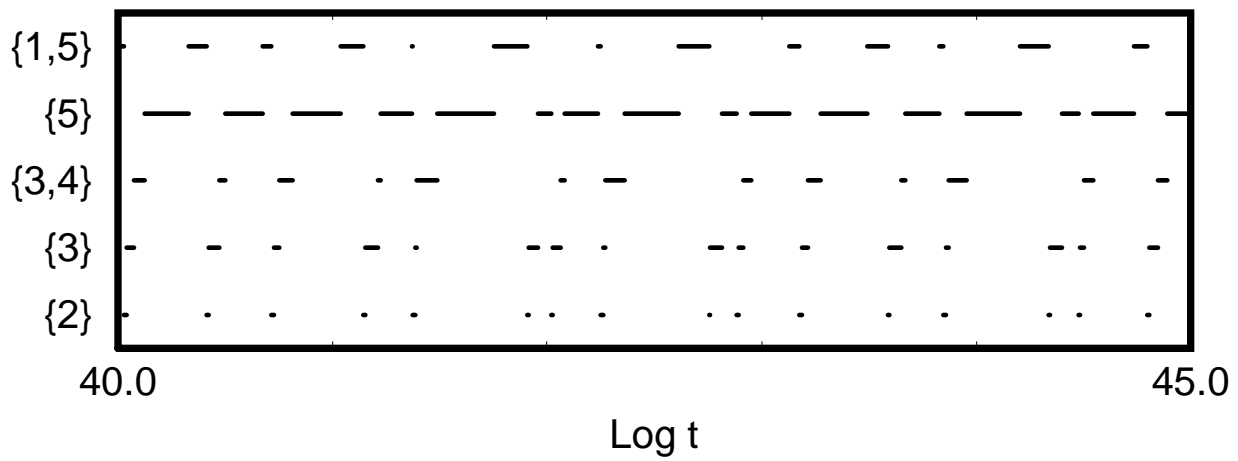
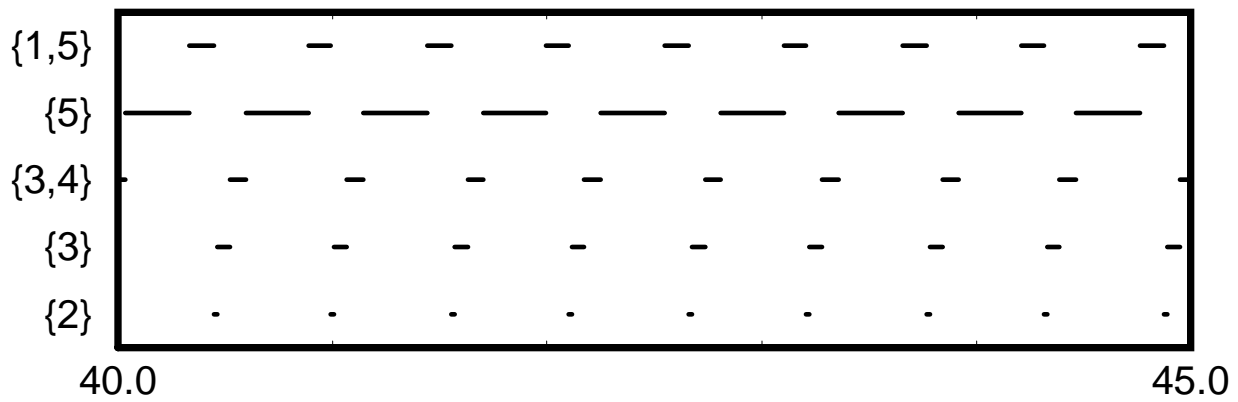
FIG. 3. First return map for Z (solid line; analytically calculated), and $z \equiv y_2/y_1$ (plotted with circles; obtained from a numerical simulation). The parameter X is set as $X = 0.32$, and the considered Poincaré section corresponds to the exit from saddle {3,4} towards saddle {5}. The section is taken as $x_5 = \epsilon$, $\dot{x}_5 > 0$, ($x_3 > \epsilon$, $x_4 > \epsilon$) with $\epsilon = 10^{-8}$ in the numerical simulation. Plotted data corresponds to successive 200 turns (corresponding range of $\log t$ is $[27.5, 105.25]$).

FIG. 4. The second return map for Z , obtained for $X = 0.24$ (dashed line) and 0.25 (solid line). The considered section is the same as in fig.3.

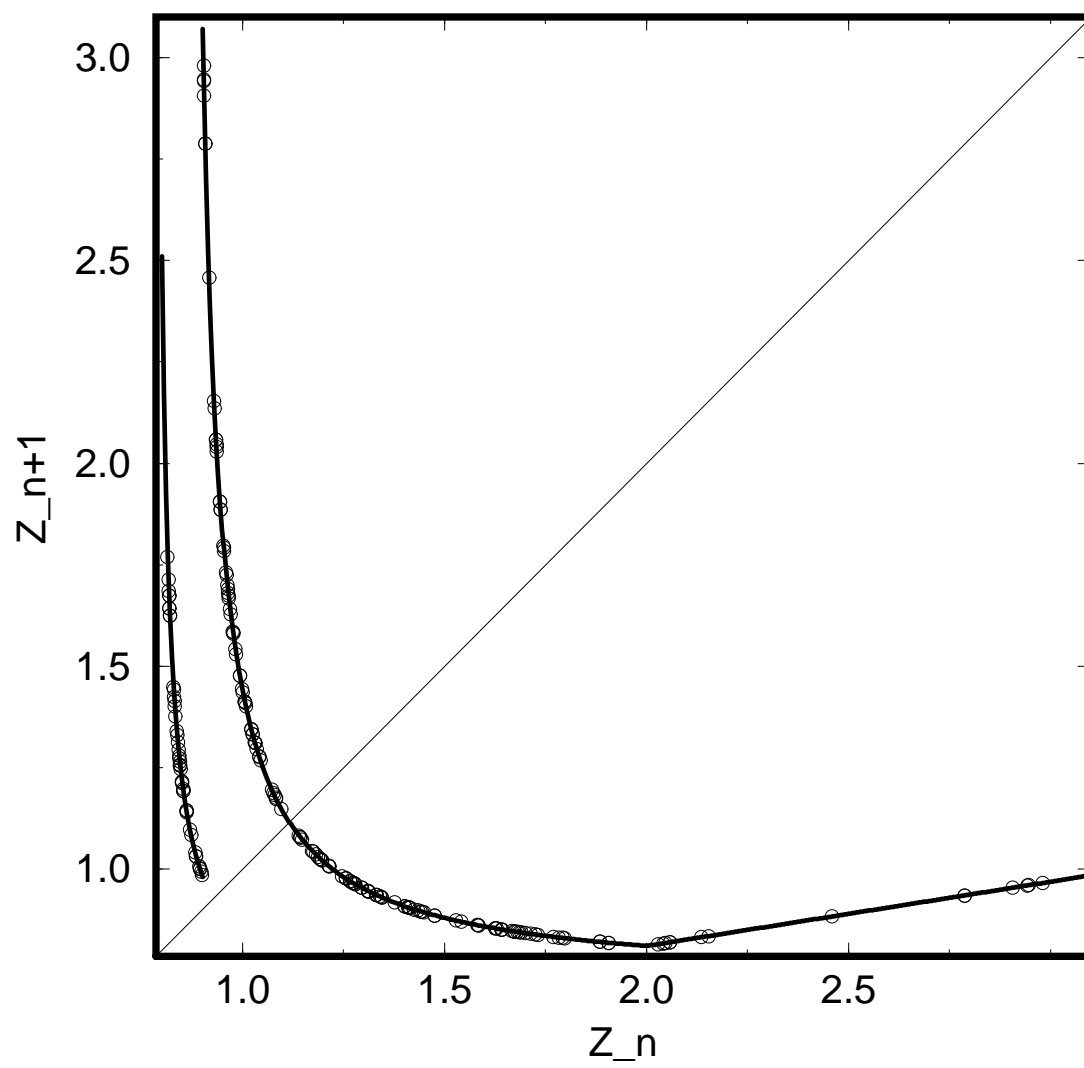
T.Chawanya Fig.1



T. Chawanya Fig.2



T.Chawanya Fig. 3



T. Chawanya Fig. 4

