

Chemical Models of Collapsing Envelopes

Edwin A. Bergin

Harvard-Smithsonian Center for Astrophysics, Cambridge, MA 02138

Abstract. We discuss recent models of chemical evolution in the developing and collapsing protostellar envelopes associated with low-mass star formation. In particular, the effects of depletion of gas-phase molecules onto grain surfaces is considered. We show that during the middle to late evolutionary stages, prior to the formation of a protostar, various species selectively deplete from the gas phase. The principal pattern of selective depletions is the depletion of sulfur-bearing molecules relative to nitrogen-bearing species: NH_3 and N_2H^+ . This pattern is shown to be insensitive to the details of the dynamics and marginally sensitive to whether the grain mantle is dominated by polar or non-polar molecules. Based on these results we suggest that molecular ions are good tracers of collapsing envelopes. The effects of coupling chemistry and dynamics on the resulting physical evolution are also examined. Particular attention is paid to comparisons between models and observations.

1. Introduction

The formation of dense molecular condensations, and of stars, involves large changes in the physical properties of initially atomic and eventually molecular gas. These changes have very specific consequences on the chemical interactions of the gas and dust inside the forming cores/stars. In particular, as the density increases molecules in the gas phase will collide with dust grains with greater frequency and, if the molecules stick with any reasonable efficiency, they will deplete from the gas phase. Indeed, molecular depletions have been suggested as the primary chemical indicator of the star formation process (c.f. Mundy & McMullin 1997).

Chemical models of the collapsing envelopes associated with star formation have begun to examine in detail how this process alters the chemistry. These models have focused initially on how to maintain the gas-phase chemistry observed in dense cores, but also on the specific patterns of molecular depletions. This pattern could simply consist of all species depleting on grains at their respective depletion timescales or, with some desorption, removal from the grain surfaces could be selective in nature with some molecules disappearing from the gas phase at early stages while others deplete at later stages. If such a pattern could be isolated, then observations of chemical structure could potentially be used as an indicator of the various phases of the star formation process.

In this paper we discuss recent models of the “chemistry of star formation”. We predominantly focus on chemical models which examine the earliest phases of

low mass star formation: collapse of low density molecular envelopes into isolated dense cores and single stars. For a detailed discussion of chemical models for high (and low) mass star formation the reader is referred to the recent review by van Dishoeck and Blake (1998).

2. Observations of Molecular Depletions

The best method to search for molecular depletions is to directly observe molecules in the solid state. This can be done from the ground in many instances (Whittet 1993), but the *Infrared Space Observatory* has provided the clearest picture to date of the dominant molecules on molecular grain mantles (see Ehrenfreund, this volume). However, this method fails if wish to investigate what happens to the observed gas-phase in molecular clouds as a core condenses. The molecular emission that we observe in star forming regions is from molecules such as CS and NH₃, which have abundances as low as 10⁻⁸ relative to H₂. Such low abundances, if completely frozen in grain mantles, would produce absorption features too weak to observe. Thus, we are reduced to indirect methods of observing molecules in the gas-phase and searching for emission changes, which could potentially be attributed to depletion. Here, we suffer the additional difficulty of the similar effects on molecular excitation due to changes in abundance or in the physical conditions.

Some careful excitation analyses have been performed and it is certain the molecular depletions have been isolated in several objects. The most striking example is in the starless core L1498 where Kuiper et al (1996) suggest that CS and C₂S are either diminished in abundance or completely absent in the dense central regions, while observations of NH₃ show centrally condensed emission. A similar case is in L1544, also a starless core, where C₂S emission appears to anti-correlate with both dust continuum emission and N₂H⁺ emission (Ohashi et al 1999; Ohashi 2000, this volume). An excitation analysis using N₂H⁺ shows that this effect is not due to excitation and is likely the result of C₂S depletion in the dense core traced by dust and N₂H⁺ (Plume et al 2000). Depletion of CO has also been isolated in a cold dense core in IC5146 (Kramer et al 1999), while similar trends are found in more evolved sources (Blake, van Dishoeck, & Sargent 1992). For a review of molecular depletions from an observational perspective see Mundy & McMullin (1997) or Hogerheijde (this volume).

3. Dynamical Models

To model the chemical interactions associated with low mass star formation we should look to the current paradigm for the dynamical evolution of collapse or the so called “standard model of star formation”:

1. A magnetically supported core condenses quasistatically via ambipolar diffusion (Basu & Mouschovias 1994; Lizano & Shu 1989).
2. During collapse the outer layers approach a $\rho \propto r^{-2}$ density distribution, which is simply hydrostatic equilibrium.
3. As the density increases in the center, the ionization fraction decreases, and the field lines decouple from the gas.

4. Collapse then ensues in an inside-out fashion (Shu 1977).

An excellent review of our present understanding of star formation can be found in Hartmann (1998). For critical discussions of the standard model see Whitworth et al (1994) and Nakano (1998).

4. Gas-Grain Interactions

An important part of any coupled chemical and dynamical models is physics of the interaction between molecules and grain surfaces. Two of the most relevant processes are the sticking coefficient and the binding energy. (1) The sticking coefficient is simply how often a molecule will stick to the surface after a collision with a grain and is typically assumed to be between 0.1 and 1. The theory behind this assumption is discussed by Williams (1993). (2) The process by which molecules are adsorbed or bound onto grain surfaces is known as physical adsorption. When a molecule approaches a grain there is an induced dipole-dipole (van der Waals) interaction between the gas phase molecule and whatever species is dominating the grain surface, either an exposed silicate surface, or more likely H₂O or CO molecules. This interaction results in an attractive force which binds the molecule to the surface in a potential well (e.g. Tielens & Allamandola 1987). Because this is an induced dipole-dipole interaction the strength of the attraction depends on the polarizability of the molecules involved, and a polar molecule, such as H₂O, presents a stronger binding surface than a surface covered by a non-polar molecule, such as CO.

5. Chemical Models

The large scale of the star formation problem, which requires coupling very complex hydrodynamical codes with complicated chemical models, renders a complete examination difficult. The models relevant for this discussion are those that have extracted parameterized fits to the density evolution from the dynamical simulations and used these in concert with complex chemical codes. Of these models, each incorporates gas-grain interactions, but they vary greatly in the desorption mechanism theorized to remove molecules from the grain surface. The models are ordered below in terms of increasing desorption efficiency.

Rawlings et al. (1992) examine the inside-out collapse solution of Shu (1977) with no desorption. Bergin & Langer (1997) use the ambipolar diffusion density evolution given in Basu & Mouschovias (1994), along with another dynamical solution. These models include cosmic-ray spot heating wherein a cosmic ray strikes a grain and evaporates off molecules from a localized hot spot near the impact. Willacy, Rawlings, & Williams (1994) use the Shu solution and incorporate both cosmic-ray heating and heating due to H₂ formation. Shalabiea & Greenberg (1997) also use the Shu solution with efficient desorption via grain explosions. One common assumption is that at the start of the evolution all of the hydrogen is in molecular form.

The above models each assume isothermal evolution at 10 K and, hence, are appropriate for the initial stages of collapse or for the outer envelopes once a protostar has formed in the innermost regions. Ceccarelli et al (1996) include

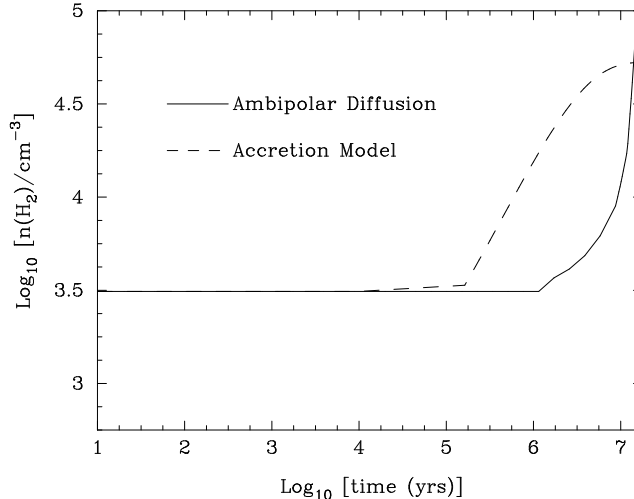


Figure 1. The evolution of the density of molecular hydrogen as a function of time for the evolution through ambipolar diffusion of Basu & Mouschovias (1994) (solid line) and an accretion model (dashed line).

the effects of central heating due to the protostar and these results are discussed in §6. Below we will briefly discuss the models of Rawlings et al (1992) and, in greater detail, those of Bergin & Langer (1997).

5.1. Rawlings et al 1992

These models, using the Shu (1977) inside-out collapse solution, examine the evolution at every point in the collapsing envelope at all times, but include depletion with no desorption. Therefore, all molecules deplete from the gas phase as the density increases. One interesting result of these simulations is that when the neutral species deplete the abundances of molecular ions increases. This is the result of a constant ion formation rate from cosmic rays, coupled with a decreasing ion destruction rate from reactions with the depleted neutral species. Eventually, the molecular ions will disappear from the gas phase as their parent molecules deplete (e.g. CO for HCO^+ or N_2 for N_2H^+). This suggests that molecular ions should be good tracers of collapsing envelopes.

5.2. Bergin & Langer 1997

This work investigates the evolution a single parcel of gas deep inside a core using two dynamical solutions. The first is based on the work of Basu & Mouschovias (1994) who examined the formation of a dense cloud core via diffusion of magnetic flux. The second is a phenomenological model wherein a static dense core is accreting material from a low density halo and the gas is brought from low to high density within a few free-fall times. The time evolution of density for these models is shown in Figure 1. The chemical models included cosmic-ray spot heating, and examined solutions where grains are coated with a layer of water molecules (strongly binding) and, alternately, a layer of CO molecules (weakly binding).

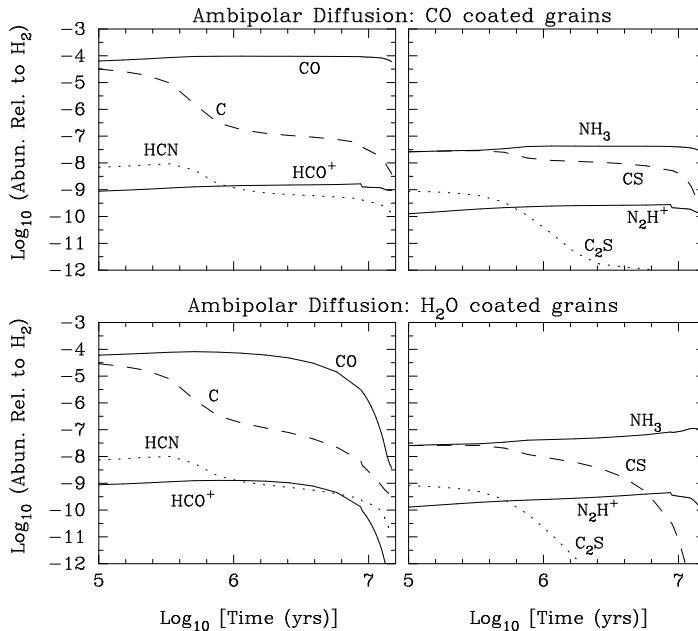


Figure 2. Chemical abundances relative to H_2 as a function of time for the ambipolar diffusion model. The top panel shows the chemical evolution for a model with CO-coated grains and the bottom for H_2O -coated grains.

For the chemical models at $t = 0$ carbon and metal atoms are in ionized form, while the oxygen and nitrogen atoms are neutral. All species are depleted from solar abundances, with the heavy metals more severely depleted. A dense pre-protostellar core forms from moderately dense gas and dust composed of a mix of atomic and molecular species. To establish this state the chemistry is allowed to evolve at constant density for 10^5 yrs and these abundances are used as initial conditions for the time-dependent density model.

Chemical abundances as a function of time for the first model of dynamical evolution via diffusion of magnetic flux are shown in Figure 2. In the model with CO-coated grains, abundances exhibit only small changes until $t \sim 3 \times 10^5$ yrs. At this time the abundances of simple and complex carbon-bearing species begin to decline rapidly. This change is not the result of any density increase (see Figure 1). Rather the rapid decline in the abundances of HCN and C_2S is related to the sharp drop in the abundance of neutral carbon resulting from the onset of CO formation. There is also no discernible effect of molecular depletion until $t \sim 10^7$ yr ($n_{H_2} > 10^4 \text{ cm}^{-3}$) when the abundances of CS and C_2S drop precipitously as these molecules deplete onto grain surfaces. Even at late evolutionary stages a reasonable amount of CO, HCO^+ , HCN, NH_3 , and N_2H^+ remain in the gas.

This depletion pattern is reminiscent of the chemical structure observed in L1498, in L1544, and in other cores (see §3; Ohashi, this volume) and is simply understood by the way the various atomic pools interact with the grains. For the C, O, and N pools the dominant species are highly non-polar (CO , O , O_2 ,

N, N₂) and, while these species are depleting onto grains, cosmic-ray desorption is able to remove them from the weakly binding CO surface. These molecules are processed in the gas phase by cosmic-ray induced photons and reactions with He⁺ atoms, eventually creating complex polar molecules that will deplete such as HCN or H₂CO. However, the dominant species (e.g. CO, N₂) are more abundant (by three or four orders of magnitude) than more complex molecules and essentially carry the chemistry on their backs. The opposite is true for the sulfur chemistry, the dominant molecules are CS and SO, which are polar molecules with high binding potentials (even on a CO surface). These species deplete onto grain surfaces and are very difficult to remove. Hence, the sulfur chemistry is halted while the C, O, and N chemistry continues until densities reach levels that depletion overwhelms desorption.

Figure 2 also shows the evolution of the ambipolar diffusion model for the case where the grain mantles are dominated by water ice. Here the binding energies are much higher than in the previous case and most molecules disappear from the gas phase, except for N₂H⁺ and NH₃. This result is interesting and is due to the fact that N₂, the parent molecule of both N₂H⁺ and NH₃, is one of the most volatile molecules in star forming clouds. Thus, N₂H⁺ and NH₃ are suggested by these models to be the best tracers of dense collapsing gas.

The above models examined the chemistry using the dynamical solutions appropriate for core formation via the diffusion of magnetic flux. In Figure 3 we examine the effect of changing the dynamical solution. In the figure we show the previous model of ambipolar diffusion side-by-side with the accretion model discussed earlier. We only present results for the model with CO-coated grains, but similar effects are found for water ice dominated mantles (see Bergin & Langer 1997). We find little change in the carbon chemistry between the solutions (top panels). For the sulfur and nitrogen chemistry, presented in the bottom panels, there are some differences, mainly that CS begins to deplete from the gas phase at earlier times in the accretion model. The explanation for this difference can be found in Figure 1 where we see that the gas spends a larger amount of time in a high density state in the accretion model than for ambipolar diffusion, which results in a shorter depletion timescale for CS.

In general, we conclude that changing the dynamical model has little effect on the solution. This result is quite robust in the sense that similar results would be found for any dynamical model that increases with time or is centrally concentrated. Therefore, the density gradient that results from core condensation is accompanied by chemical gradients, with the inner parts of the core representing high density chemistry (with significant CS and CCS depletions onto grains and N₂H⁺ remaining in the gas phase) and the outer parts representing the original low density molecular composition. The size scale of the CS or CCS “hole” will primarily depend on the radius where the gas density is $\gtrsim 2 \times 10^4 \text{ cm}^{-3}$, which is roughly the density at which the sulfur molecules deplete. Using the density profiles of B335 from Zhou et al (1993) or L1689B from André, Ward-Thompson, & Motte (1996), we estimate that sulfur depletion occurs at radii $< 0.025 \text{ pc}$ (or $\sim 30\text{--}40''$ at the distance of Taurus). This is comparable to the size of the CCS depletion zone observed in L1498 and L1544 (Kuiper et al 1996; Ohashi et al 1999). More efficient desorption might change these results, but observations of molecular depletions are beginning to rule out a very efficient mechanism.

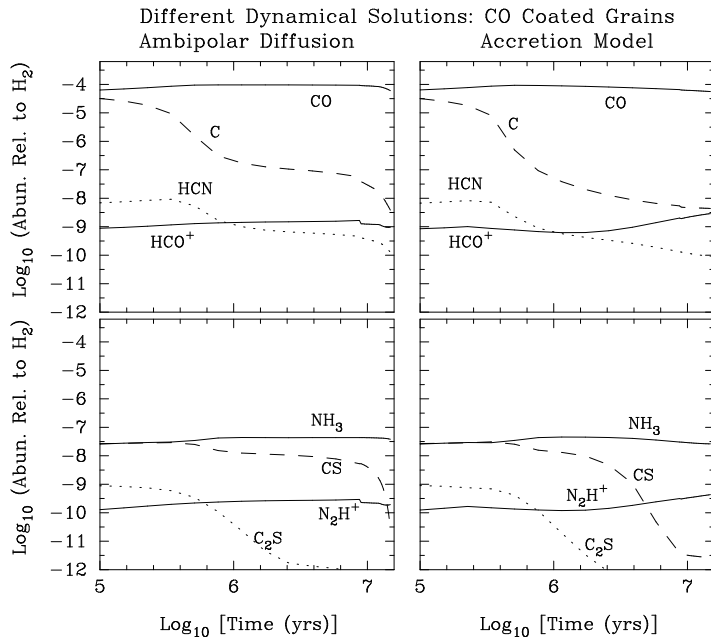


Figure 3. The chemical abundances relative to H_2 as a function of time comparing the two dynamical solutions: ambipolar diffusion model (left-hand panels), accretion model (right-hand panels). These models are for CO-coated grains.

However, these results would suggest that chemistry cannot be used to help constrain the dynamics and that the assignment of a true “chemical” timescale awaits a better understanding of the dynamics.

6. Chemistry and Star Formation

It appears clear from the preceding discussion that the process of star formation does have significant and potentially observable effects on the chemistry of the gas. However, chemistry is also an important part of the dynamical evolution as well. As an example in Figure 4 we show the ionization fraction as a function of density taken from Bergin & Langer (1997), using the ambipolar diffusion dynamical solutions of Basu & Mouchovias (1994). A pure gas-phase model is shown, in addition to gas-grain simulations using CO and H_2O mantles. Clearly the electron abundance is a function of density, however, what is new in these results is that the character of the density dependence changes with the strength of the gas-grain interaction. In this instance, with the density evolution taken from a dynamical model driven by ion-neutral drift, such differences could be important, which is an excellent argument for the incorporation of chemical interactions into dynamical models.

In summary, over the past several years the wealth of observational data and theoretical chemical simulations has provided our field with important clues to the puzzle of star formation. At the previous IAU conference Mundy & McMullin (1997) provided a general outline of the chemical evolutionary sequence

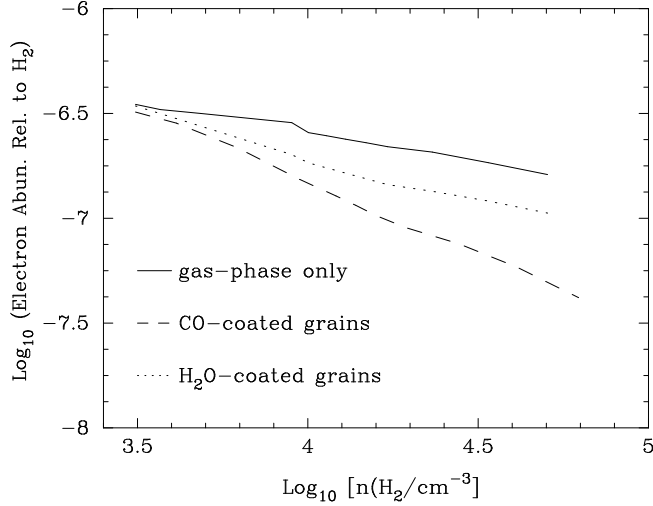


Figure 4. The chemical abundances relative to H_2 as a function of time comparing the two dynamical solutions: ambipolar diffusion model (left-hand panels), accretion model (right-hand panels). These models are for CO-coated grains.

TABLE 1
Chemical Evolution and Star Formation

Evolutionary Phase	Molecular Abundances	n_{H_2} (cm^{-3})	Example
Dense Core Formation	Normal Abundances	$\sim 3 \times 10^3$	HCL2
Evolving Cores: (Early Stages)	Little CS and C_2S depletion	$\sim 10^4$	TMC-1
(Late Stages)	Increasing CS and C_2S depletion N_2H^+ and HCO^+ tracing envelope	$\sim 3 \times 10^4$	L1498
Collapsing Phase	Significant CS and C_2S depletion HCO^+ depleting prior to N_2H^+	$> 10^5$	(?)
Protostar Formation (outer envelope)	Significant depletion, strongly dependent on mantle properties	$> 10^6$	HL Tau, DG Tau
(inner envelope) stellar heating	release of mantle species, high-T chemistry (H_2O), depression of HCO^+ and N_2H^+ abundances at center	$> 10^7$	IRAS16293
Onset of Wind Activity	Full liberation of grain mantles near star, shocked regions (H_2O and SiO)		Orion IrC2
Late Embedded Period	Normal Abundances		

associated with each phase of the star formation process. We believe that the observations and theory are converging to a point that allows for greater specification. We provide a more detailed evolutionary sequence in Table 1. The dynamical evolution begins with a core at low density with normal abundances. As the core evolves the principal chemical signature of condensation is the depletion of sulfur-bearing molecules relative to the nitrogen-bearing species, NH_3 and N_2H^+ . Thus, for early stages, prior to collapse CS or C_2S are good probes; during collapse the best tracers of the cold dense envelope are the molecular ions: N_2H^+ and HCO^+ . At later evolutionary stages HCO^+ should deplete prior to N_2H^+ , making N_2H^+ the most robust tracer of dense gas. The above conclusion is not applicable for all stages, once a star forms in the center it will locally heat the surrounding material releasing mantle species and, perhaps, allowing for high temperature chemistry to create water (Ceccarelli et al 1996). The flood of neutrals into the gas phase will destroy molecular ions, making neutral molecules the better tracers for the inner envelope. At the final stages, developing winds will interact with surrounding gas producing shocked regions which can be probed by SiO and H_2O .

Acknowledgments. The author is immensely grateful for the help, advice, and fruitful collaboration with W. Langer, and to D. Wilner for a careful reading of the manuscript.

References

- Basu, S. & Mouschovias, T. Ch. 1994, ApJ, 432, 720
 Bergin, E.A. & Langer, W.D. 1997, ApJ, 486, 316
 Blake, G.A., van Dishoeck, E.F., & Sargent, A. I. 1992, ApJ, 391, L99
 Ceccarelli, C., Hollenbach, D.J., & Tielens, A.G.G.M. 1996, ApJ, 471, 400
 Hartmann, L. 1998, Accretion Processes in Star Formation, Cambridge Univ. Press: Cambridge
 Kramer, C. et al. 1998b, A&A, 342, 257
 Kuiper, T. B. H., Langer, W. D. & Velusamy, T. 1996, ApJ, 468, 761
 Lizano, S., & Shu, F. II 1989, ApJ, 342, 834
 Mundy, L.G., & McMullin, J.P. 1997, in Molecules in Astrophysics: Probes and Processes, E.F. van Dishoeck, Kluwer: Dordrecht, 183
 Nakano, T. 1998, ApJ, 494, 587
 Ohashi, N., Lee, S.W., Wilner, D.J., & Hayashi, M. 1999, ApJ, 518, L41
 Plume, R., Bergin E.A, Caselli, P., & Myers, P.C. 2000, in preparation
 Rawlings, J. M. C., Hartquist, Menten, K. M. & Williams, D. A. 1992, MNRAS, 255, 471
 Shalabiea, O.M., & Greenberg, J.M. 1995, A&A, 303, 233
 Shu, F. II 1977, ApJ, 214, 488
 Tielens, A. G. G. M., & Allamandola, L. J., in Interstellar Processes, D. J. Hollenbach & H. A. Thronson, Reidel:Dordrecht, 397
 Whittet, D. C. B. 1993, in Dust and Chemistry in Astronomy, T. J. Millar & D. A. Williams, Institute of Physics Publishing:Bristol, 9

- Whitworth, A.P., Bhattal, A.S., Francis, N., & Watkins, S.J. 1996, MNRAS, 283, 1061
- Willacy, K., Rawlings, J.M.C., & Williams, D.A. 1994, MNRAS, 269, 921
- Williams, D. A. 1993, in *Dust and Chemistry in Astronomy*, T. J. Millar & D. A. Williams, Institute of Physics Publishing: Bristol, 143
- van Dishoeck, E.F., & Blake, G.A. 1998, ARA&A, 36, 317
- Zhou, S., Evans, N. J., Koempe, C., & Walmsley, C. M. 1993, ApJ, 404, 232