

Stellar Streams in the Solar Neighbourhood from High Resolution N -Body Simulations

R. Fux

Mount Stromlo Observatory, Weston Creek P.O., ACT 2611
Geneva Observatory, Ch. des Maillettes 51, CH-1290 Sauverny

Abstract. A high-resolution N -body simulation suggests that stellar streams in the discs of barred galaxies are common and strongly time-dependent. The velocity distribution of stars in the Solar neighbourhood betray many such streams, including a stream of outward moving stars with low angular momentum. This stream is interpreted as a signature of the Galactic bar, in the sense that its stars have just enough energy (Jacobi’s integral) to cross the corotation resonance.

1. The Hercules stream

Figure 1 shows the observed velocity distribution in the U - V plane, based on the Hipparcos input (radial velocities) and output (tangential velocities) catalogues. The distribution is characterised by several distinct streams, and in particular a stream with an asymmetric drift of $40 - 50 \text{ km s}^{-1}$ and $\bar{U} > 0$, which hereafter we will refer to as the “Hercules” stream according to a comoving Eggen group (Skuljan et al. 1999). This stream most probably has a dynamical origin because its stars are mainly older than a few Gyr and present a large range of metallicities (Raboud et al. 1998), and is under-represented in the Hipparcos sample, which is biased towards young stars. The average luminosity of stars in this sample indeed increases with distance and the sample only covers the vertical region of the galactic plane where the fraction of young stars is largest.

2. Simulation

We have realised a large 3D N -body simulation designed to evolve into realistic barred models of the Milky Way. The initial conditions are adapted from Fux (1997) and $N = 1.4 \times 10^7$ particles, allowing to compute very detailed velocity distributions in small space regions.

After the formation of the bar (at $t \approx 1.4$ Gyr), the simulation reveals a complex velocity structure with multiple streams occurring almost everywhere in the disc. The streams, as well as the velocity dispersions, remain very time-dependent until the end of the simulation ($t = 2.65$ Gyr), even within regions corotating with the bar. Outside corotation and for an inclination angle of the bar $0 < \varphi < 90^\circ$, the simulation often displays a Hercules-like stream (Figure 2). The model selected here is a snapshot at $t = 2.15$ Gyr, scaled to a corotation radius of $(R_{12} + R_{45})/2 = 4.5$ kpc, where R_{12} and R_{45} are the galactocentric

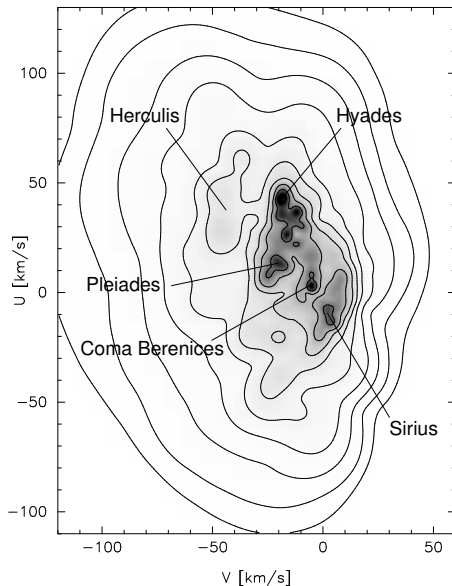


Figure 1. $U - V$ velocity distribution of the Hipparcos single stars with distance $d < 100$ pc, $\sigma(\pi)/\pi < 0.1$ and radial velocities in the input catalogue (3481 stars). The velocities are relative to the Sun; V is positive towards galactic rotation and U towards the anti-centre.

distances of the Lagrangian points $L_{1/2}$ and $L_{4/5}$, and to a circular velocity in the azimuthally averaged potential of 200 km s^{-1} at $R_o = 8$ kpc. In these units, $R_{\text{OLR}} = 7.7$ kpc and $\sigma_U : \sigma_V : \sigma_W = 55 : 34 : 21 \text{ km s}^{-1}$ at R_o and $\varphi = 25^\circ$.

3. Interpretation

Our interpretation for the Hercules stream follows the same lines as in Raboud et al. (1998). In a rotating barred potential, the value of the Hamiltonian:

$$H(\vec{x}, \dot{\vec{x}}) = \frac{1}{2} \dot{\vec{x}}^2 + \Phi_{\text{eff}}(\vec{x}) \quad (1)$$

where $\Phi_{\text{eff}} = \Phi(\vec{x}) - \frac{1}{2} \Omega_P (x^2 + y^2)$, $\Phi(\vec{x})$ is the gravitational potential and Ω_P the pattern speed of the bar, is an integral of motion (Jacobi's integral). Three critical values of this integral are associated with stars corotating at the Lagrangian points ($H_{12} \equiv \Phi_{\text{eff}}(L_{1/2})$ and $H_{45} \equiv \Phi_{\text{eff}}(L_{4/5})$) and stars on circular orbits at the outer Lindblad resonance in the axisymmetrised potential (H_{OLR}). Stars with $H > H_{12}$ follow “hot” orbits which are susceptible to cross the corotation radius. In the simulation, even far beyond the solar circle, a substantial fraction of particles are on such orbits and the Hamiltonian distribution frequently shows a secondary peak between H_{12} and H_{45} (Figure 3). If U and V are measured relative to the galactic centre, Equation (1) also writes:

$$(V - R \cdot \Omega_P)^2 + U^2 + W^2 = 2(H - \Phi_{\text{eff}}). \quad (2)$$

Thus, neglecting the vertical velocity component W , the contours of constant Hamiltonian in the $U - V$ plane are circles centred on $(V, U) = (R \Omega_P, 0)$ and of radius $\sqrt{2(H - \Phi_{\text{eff}})}$. Figure 2 shows that the Hercules-like stream in the model falls just outside the H_{12} -contour and thus concerns particles on hot orbits.

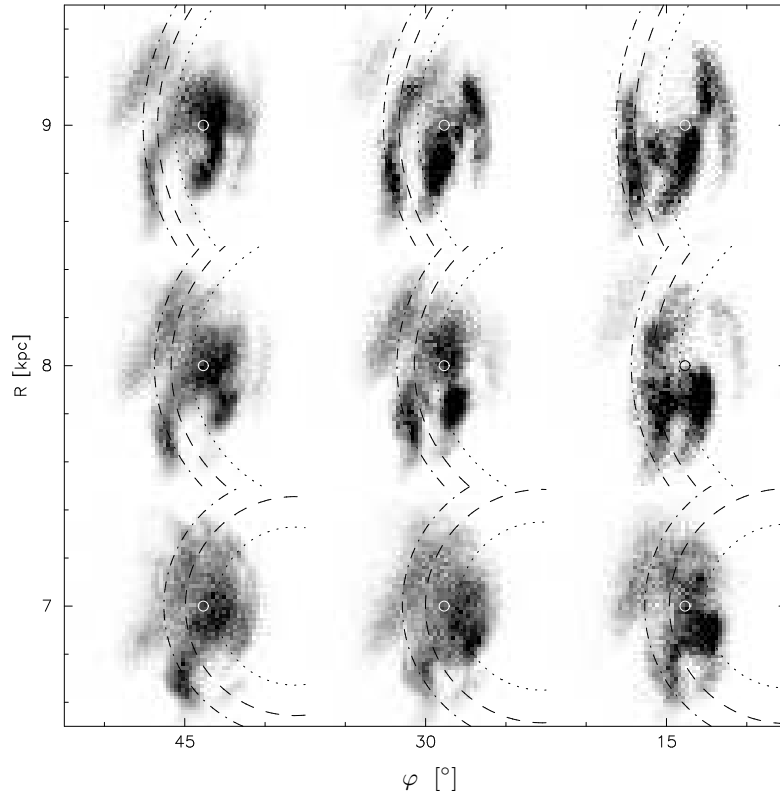


Figure 2. Model $U - V$ distribution as a function of position in the galactic disc ($t = 2.15$ Gyr). The corotation is at 4.5 kpc. The dashed-dotted, dashed and dotted curves are the contours of constant Hamiltonian for $H = H_{45}$, H_{12} and H_{OLR} respectively (assuming $W = 0$). The circles indicate the circular orbit in the axisymmetrised potential.

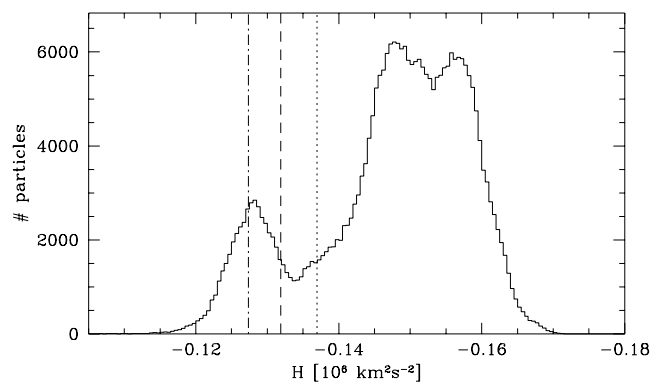


Figure 3. Hamiltonian distribution of the disc particles at $R = 11$ kpc ($t = 2.15$ Gyr). The dashed-dotted, dashed and dotted vertical lines respectively indicate the values H_{45} , H_{12} and H_{OLR} . The part of the distribution with $H > H_{12}$ represents the hot particles which may enter inside corotation.

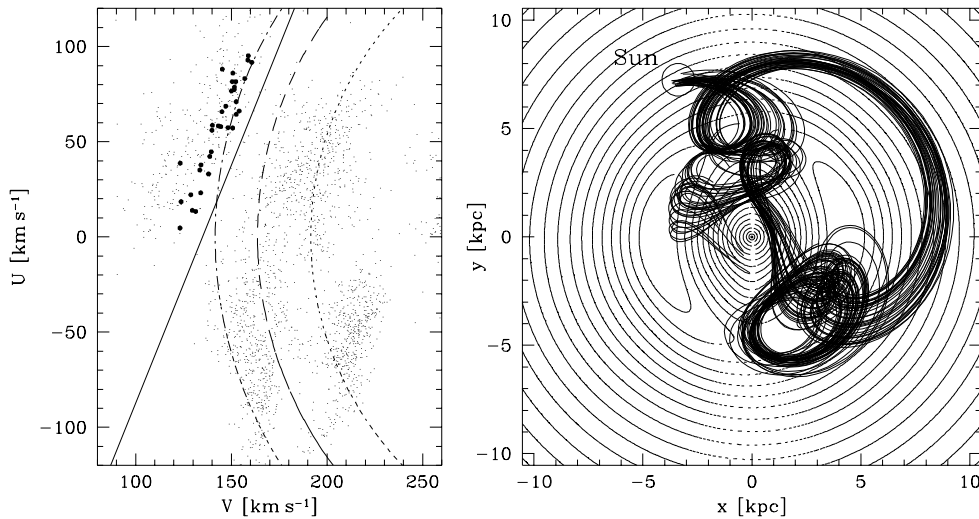


Figure 4. Left: model $U - V$ distribution for $R = 8$ kpc and $\varphi = 25^\circ$ ($t = 2.15$ Gyr). The circular contours are as in Figure 2 and the bold dots indicate the disc particles left of the diagonal line which stayed longer than 300 Myr inside corotation during the past Gyr. Right: orbits of these particles integrated 525 Myr backwards. The dotted lines are contours of constant Φ_{eff} and the pattern rotation is clockwise.

This interpretation is different from the one proposed by Dehnen (1999), who attributes the valley between the Hercules stream and the Hyades-Pleiades branch to stars scattered off the OLR. In our case, the valley is produced by the decline of the hot orbit population as $H \rightarrow H_{12}$. But in both cases the position of the OLR is found near R_o , in agreement with Kalnajs (1991) conclusion based on the Hyades and Sirius streams.

Figure 4 traces back in time the orbits of the particles in the Hercules-like stream which were recently captured inside corotation (using the instantaneous frozen rotating potential). These particles come from the low Hamiltonian edge of the stream and represent about 10% of the particles in the stream. This percentage strongly depends on R and φ .

Acknowledgments. The author thanks Ken Freeman and Agris Kalnajs for reading and commenting the draft version of this paper.

References

- Dehnen W. 1999, ApJ Letters, in press (astro-ph/9908105)
 Fux R. 1997, A&A 327, 983
 Kalnajs A.J. 1991. In: Sundelius B. (ed.) Proc. Varberg Conf., Dynamics of Disc Galaxies. Göteborg, p. 323
 Raboud D., Grenon M., Martinet L., Fux R., Udry S. 1998, A&A 335, L61
 Skuljan J., Hearnshaw J.B., Cottrell P.L. 1999, MNRAS 308, 731