

Constraints on the asymptotic baryon fractions of galaxy clusters at large radii

Xiang-Ping Wu^{1,2} and Yan-Jie Xue^{1,2}

¹*Beijing Astronomical Observatory, Chinese Academy of Sciences, Beijing 100012, China*

²*National Astronomical Observatories, Chinese Academy of Sciences, Beijing 100012, China*

submitted 1999 June 28; accepted 1999 September 13

ABSTRACT

While X-ray measurements have so far revealed an increase in the volume-averaged baryon fractions $f_b(r)$ of galaxy clusters with cluster radii r , $f_b(r)$ should asymptotically reach a universal value $f_b(\infty) = f_b$, provided that clusters are representative of the Universe. In the framework of hydrostatic equilibrium for intracluster gas, we have derived the necessary conditions for $f_b(\infty) = f_b$: The X-ray surface brightness profile described by the β model and the temperature profile approximated by the polytropic model should satisfy $\gamma \approx 2(1 - 1/3\beta)$ and $\gamma \approx 1 + 1/3\beta$ for $\beta < 1$ and $\beta > 1$, respectively, which sets a stringent limit to the polytropic index: $\gamma < 4/3$. In particular, a mildly increasing temperature with radius is required if the observationally fitted β parameter is in the range $1/3 < \beta < 2/3$. It is likely that a reliable determination of the universal baryon fraction can be achieved in the small β clusters because the disagreement between the exact and asymptotic baryon fractions for clusters with $\beta > 2/3$ breaks down at rather large radii ($\gtrsim 30r_c$) where hydrostatic equilibrium has probably become inapplicable. We further explore how to obtain the asymptotic value $f_b(\infty)$ of baryon fraction from the X-ray measurement made primarily over the finite central region of a cluster. We demonstrate our method using a sample of 19 strong lensing clusters, which enables us to place a useful constraint on $f_b(\infty)$: $0.094 \pm 0.035 \leq f_b(\infty) \leq 0.41 \pm 0.18$, corresponding to a cosmological density parameter $0.122 \pm 0.069 \leq \Omega_M \leq 0.53 \pm 0.28$ for $H_0 = 50 \text{ km s}^{-1} \text{ Mpc}^{-1}$. An optimal estimate of $f_b(\infty)$ based on three cooling flow clusters with $\beta < 1/2$ in our lensing cluster sample yields $\langle f_b(\infty) \rangle = 0.142 \pm 0.007$ or $\Omega_M = 0.35 \pm 0.09$.

Key words: cosmology: theory — galaxies: clusters: general — intergalactic medium — X-rays: galaxies

1 INTRODUCTION

In the standard scenario of structure formation, a typical galaxy cluster draws its matter (baryon + nonbaryon) from a region of radius of ~ 20 Mpc in the Universe. Therefore, it is widely believed that clusters should be fair samples of baryonic and nonbaryonic matter compositions, and thus their baryon fractions f_b can be used to determine the average mass density of the Universe, Ω_M , in conjunction with the Big Bang Nucleosynthesis (BBN) (e.g. White et al. 1993; David, Jones & Forman 1995). However, all the X-ray measurements have so far shown an increase in the baryon fractions $f_b(r)$ of clusters with radii and no any evidence for an asymptotic tendency towards a universal value at large radii (White & Fabian 1995; Ettori, Fabian & White 1997; David 1997; White, Jones & Forman 1997; Ettori & Fabian 1999; for a recent summary see Wu 1999a). The con-

flict between X-ray measurement and theoretical expectation becomes even more serious when the observed temperature profiles $T(r)$, which often exhibit a radial decline at large radii and can be well approximated by the polytropic models of $\gamma \approx 1.1$ – 1.3 (Markevitch et al. 1998; Ettori & Fabian 1999), instead of an isothermal gas distribution are used (Henriksen & Mamon 1994; Henriksen & White 1996; Markevitch et al. 1999). In particular, it has been realized that the puzzle is unlikely to be associated with the conventional cluster mass estimates at least within the Abell radius, which relies upon the hydrostatic equilibrium hypothesis for the dynamical state of clusters in the computation of their total masses. This point has been recently justified by the excellent agreement among the X-ray, optical and weak lensing determined cluster masses on scales $0.5 \lesssim r \lesssim 3$ Mpc (Allen 1998; Wu et al. 1998), where and also hereafter the Hubble constant is taken to be $H_0 = 50$

km s⁻¹ Mpc⁻¹. Yet, we cannot exclude the possibility that the regions accessible to current observations are still not large enough for the volume-averaged $f_b(r)$ in clusters to be representative of the Universe. Meanwhile, it remains unclear how accurate the conventional cluster mass estimates will be on the outskirts of clusters where the infalling matter probably becomes important. A definite resolution to the puzzle may require detailed studies of these external regions. A good example of such studies has been provided in optical by Geller, Diaferio & Kurtz (1999) for the Coma cluster although their work yields no information about the baryonic mass of the cluster.

In this paper we make no attempt at resolving the puzzle. Instead, we first study the necessary conditions for $f_b(\infty) = f_b$ if clusters are the well dynamically-relaxed systems and share a common value of baryon fraction f_b at $r \rightarrow \infty$. We then explore the possibility of deriving the asymptotic value $f_b(\infty)$ from a local measurement $f_b(r)$ made primarily over the central region of a cluster. Finally, we apply our method to a strong lensing cluster sample and demonstrate how a useful constraint can be set on the universal value f_b .

2 BARYON FRACTION

2.1 Volume-averaged baryon fraction

Since the contribution of stellar mass M_* to the baryon fraction of a cluster is typically 5 times smaller than that of gas mass M_{gas} (e.g. White et al. 1993; Ettori et al. 1997), we will not include M_* in the estimate of the cluster baryon fraction below. Following the conventional treatment (Cowie, Henriksen & Mushotzky 1987; Henriksen & Mamon 1994), we assume a β model for intracluster gas characterized by the electron number density profile, $n_e(r) = n_{e0}[1 + (r/r_c)^2]^{-\delta}$, and an equation of state, $T(r) = T_0[n_e(r)/n_{e0}]^{\gamma-1}$, where n_{e0} and T_0 are the corresponding central values and $\delta \approx 3\beta/2$. The total mass in gas within a sphere of radius r is simply

$$M_{gas}(x) = 4\pi\mu_e m_p n_{e0} r_c^3 \tilde{M}_{gas}(x), \quad (1)$$

$$\tilde{M}_{gas}(x) = \int_0^x \frac{y^2 dy}{(1+y^2)^\delta}, \quad (2)$$

where $x = r/r_c$, $\mu_e = 2/(1+X)$, and $X = 0.768$ is the hydrogen mass fraction in the primordial abundances of hydrogen and helium. If the X-ray emitting gas is in hydrostatic equilibrium with the underlying gravitational potential of the cluster, then the total dynamical mass within r (or x) is

$$\begin{aligned} M_{tot}(r) &= -\frac{kTr}{G\mu_i m_p} \left(\frac{d \ln n_e}{d \ln r} + \frac{d \ln T}{d \ln r} \right) \\ &= 2\gamma\delta \frac{kT_0 r_c}{G\mu_i m_p} \frac{x^3}{(1+x^2)^{1+\delta(\gamma-1)}}, \end{aligned} \quad (3)$$

in which $\mu_i = 0.585$ denotes the mean molecular weight. The volume-averaged baryon fraction within x is then

$$f_b(x) = \frac{M_{gas}(x)}{M_{tot}(x)} = f_0(1+x^2)^{1+\delta(\gamma-1)} \frac{\tilde{M}_{gas}(x)}{x^3}, \quad (4)$$

in which

$$f_0 = \frac{2\pi G\mu_e \mu_i m_p^2 n_{e0} r_c^2}{\gamma\delta k T_0}. \quad (5)$$

We now examine the dependence of baryon fraction on cluster radius. In the central region where $x \rightarrow 0$,

$$f_b(0) = \frac{f_0}{3}. \quad (6)$$

At large radius where $x \gg 1$ the baryon fraction varies asymptotically as

$$f_b(x) \approx f_0 C x^{2\delta(\gamma-1)-1} + \frac{f_0}{3-2\delta} x^{2-2\delta+2\delta(\gamma-1)}, \quad \delta \neq \frac{3}{2}; \quad (7)$$

$$f_b(x) \approx f_0 (\ln 2x - 1) x^{3(\gamma-1)-1}, \quad \delta = \frac{3}{2}, \quad (8)$$

where C is a constant. This disagrees with the previous result given by Henriksen & Mamon (1994) who claimed $f_b(x) \sim x^{2-\delta[2-(\gamma-1)]}$ at large radius, which results in $\gamma = 3 - 2/\delta$ if $f_b(\infty)$ is asymptotically constant. It is likely that they have mistaken $x^{2+\delta(\gamma-1)}$ for the asymptotic expansion of $(1+x^2)^{1+\delta(\gamma-1)}$, and oversimplified the integral $\tilde{M}_{gas}(x)$. For instance, their analysis has neglected the asymptotic behavior of $\tilde{M}_{gas}(x) \propto \ln x$ at large radius for $\delta = 3/2$. Indeed, in the single β model with $\delta = 3/2$ or $\beta \approx 1$, $f_b(\infty)$ appears to be divergent. For any other δ (i.e. $\delta \neq 3/2$), if we require $f_b(\infty)$ to be constant, it is easy to show that the polytropic index γ should satisfy

$$\gamma = \begin{cases} 2 - \frac{1}{\delta}, & \delta < \frac{3}{2}; \\ 1 + \frac{1}{2\delta}, & \delta > \frac{3}{2}. \end{cases} \quad (9)$$

This sets a stringent limit to the value of γ

$$\gamma < \frac{4}{3}. \quad (10)$$

Namely, the necessary condition for the baryon fraction of a cluster asymptotically approaching a universal value at large radius is that the intracluster gas has a polytropic index $\gamma < 4/3$. It appears that all the observed temperature profiles of clusters so far have indeed met this simple requirement (e.g. Markevitch et al. 1998). Furthermore, because in the great majority of cases the observed X-ray surface brightness profiles show $\beta < 1$, we will only focus on the situation of where $\delta \approx 3\beta/2 < 3/2$, for which the relationship between the volume-averaged baryon fractions measured at $r = 0$ and $r = \infty$, according to eqs.(6)-(9), is

$$f_b(\infty) = \frac{3}{3-2\delta} f_b(0) \approx \frac{1}{1-\beta} f_b(0). \quad (11)$$

Nevertheless, the necessary conditions eq.(9) will yield an unphysical value of $\gamma \leq 0$ if $\delta \leq 1/2$, or an unusual result of $0 < \gamma < 1$ if $1/2 < \delta < 1$. The former may be avoided because the observationally fitted β parameters from the X-ray surface brightness profiles of clusters are usually larger than $1/3$, i.e., $\delta \gtrsim 1/2$. In the latter case ($1/3 < \beta < 2/3$), the temperature profile of a cluster is required to slightly increase with outward radius in order for $f_b(\infty)$ to maintain constant. This last point is indeed beyond our natural expectations. Whether or not such a requirement is consistent with the spectroscopic data will be addressed in the discussion section.

It deserves to examine the issue as to how fast the baryon fraction $f_b(x)$ approaches the universal value. A relevant question is: to what radius can we take the volume-averaged baryon fraction $f_b(x)$ as a good approximation of the universal value? We display in Fig.1 the variation of $f_b(x)$ with radius for $\delta = 3/4$, 1 and 1.275, respectively, along with our asymptotic approximations from eq.(11). Surprisingly, the disagreement between the exact and asymptotic baryon fractions breaks down at rather

larger radii, especially for clusters with large δ . Consequently, it is unlikely that one can ‘directly’ measure the cosmic baryon fraction within a cluster of $\delta > 1$ (or $\beta > 2/3$), which needs the detection of X-ray emission out to a radius of $r \gtrsim 30r_c$, corresponding to $r \gtrsim 7.5$ Mpc for an average X-ray core radius of 0.25 Mpc. This even does not account for the fact that hydrostatic equilibrium fails in this external region. Indeed, the problem becomes much more serious for larger β clusters because the observationally fitted β parameter is strongly correlated with r_c , with a large value of β giving rise to a large r_c value. Moreover, it is apparent from Fig.1 that $f_b(x)$ increases monotonically with radius within the region accessible to current observations ($r/r_c \lesssim 10$), which may provide a reasonable explanation for the present status of X-ray measurements of cluster baryon fractions mentioned at the very onset. We note, however, that it should be possible to estimate the universal baryon fraction from the small β clusters. For example, in a $\beta = 1/2$ cluster the deviations of the baryon fractions measured within $r = 10r_c$ and $5r_c$ from the asymptotic value are only 5.5% and 11.5%, respectively. It will be expected that a consistent baryon fraction can be obtained and applied to the determination of the cosmic density parameter Ω_M when an ensemble of small β clusters are used.

2.2 Projected baryon fraction

Next we compute the projected cluster baryon fraction $\tilde{f}_b(b) = m_{gas}(b)/m_{tot}(b)$ within radius b along the line of sight, where $m_{gas}(b)$ and $m_{tot}(b)$ are the projected gas and gravitating mass of the cluster within b , respectively. Under the same working hypothesis as in the above discussion, we have

$$m_{gas}(x) = 4\pi\mu_e m_p n_{e0} r_c^3 \tilde{m}_{gas}(x), \quad (12)$$

$$\tilde{m}_{gas}(x) = \tilde{M}_{gas}(x) + \int_x^\infty (y - \sqrt{y^2 - x^2}) \frac{y}{(1+y^2)^\delta} dy,$$

and

$$m_{tot}(x) = 2\gamma\delta \frac{kT_0 r_c}{G\mu_i m_p} \tilde{m}_{tot}(x), \quad (13)$$

$$\tilde{m}_{tot}(x) = \frac{x^3}{(1+x^2)^{1+\delta(\gamma-1)}} + \int_x^\infty \left[3 - [1 + \delta(\gamma-1)] \frac{2y^2}{1+y^2} \right] \frac{y(y - \sqrt{y^2 - x^2})}{(1+y^2)^{1+\delta(\gamma-1)}} dy,$$

where $x = b/r_c$. The projected baryon fraction within x is then

$$\tilde{f}_b(x) = \frac{m_{gas}(x)}{m_{tot}(x)} = f_0 \frac{\tilde{m}_{gas}(x)}{\tilde{m}_{tot}(x)}. \quad (14)$$

As x approaches 0, we have

$$\tilde{f}_b(0) = f_0 \frac{\int_0^\infty \frac{dy}{(1+y^2)^\delta}}{\int_0^\infty \left\{ 3 - [(1 + \delta(\gamma-1))] \frac{2y^2}{1+y^2} \right\} \frac{dy}{(1+y^2)^{1+\delta(\gamma-1)}}}. \quad (15)$$

In particular, if we take the condition, $\gamma = 2 - 1/\delta$, found in the above subsection for $\delta < 3/2$ in order for $f_b(\infty)$ to become a universal value, it can be shown that the above expression in the case of $\delta \geq 1/2$ (i.e. $\beta \gtrsim 1/3$) reduces to

$$\tilde{f}_b(0) = \frac{f_0}{2}. \quad (16)$$

As a result, in the limits of $1/3 < \beta < 1$ and $\gamma < 4/3$, we find according to eqs.(6), (11) and (16)

$$f_b(\infty) = \frac{2}{3-2\delta} \tilde{f}_b(0) \approx \frac{2}{3} \frac{\tilde{f}_b(0)}{1-\beta}. \quad (17)$$

3 APPLICATION TO STRONG LENSING CLUSTERS

In this section we demonstrate how to constrain the asymptotic baryon fraction of a cluster at large radius using the X-ray measurement made within a limiting detection radius. For this purpose, we select clusters from the Strong Lensing Cluster Sample compiled by Wu et al (1998), which contains 48 arclike images of background galaxies gravitationally lensed by 38 foreground clusters. Here we exclude the clusters (1) whose X-ray temperatures are unknown or given by indirect methods such as the L_x - T and σ - T correlations, where L_x is the X-ray luminosity and σ is the velocity dispersion of cluster galaxies, or (2) whose X-ray surface brightness profiles are not well fitted by the β models due to either the poor data quality (e.g. Cl2244, etc.) or other mechanisms intrinsic to clusters. Nevertheless, we have included the well-known arc-cluster A370 but assumed a core radius $r_c = 0.25$ Mpc and $\beta = 2/3$ although its X-ray surface brightness is not well constrained (e.g. Ota, Mitsuda & Fukazawa 1998; Arnaud & Evrard 1999). This results in a sample of 19 clusters, in which there are 25 strongly distorted images of distant galaxies (Table 1). The projected cluster mass interior to the position (r_{arc}) of an arclike image can be simply estimated through

$$m_{lens}(r_{arc}) = \pi r_{arc}^2 \Sigma_{crit}, \quad (18)$$

where $\Sigma_{crit} = (c^2/4\pi G)(D_s/D_d D_{ds})$ is the critical surface mass density, with D_d , D_s and D_{ds} being the angular diameter distances to the cluster, to the background galaxy, and from the cluster to the galaxy, respectively. Spectroscopic data have not been available for about half of the arcs, for which we assume a redshift of $z_s = 0.8$. The uncertainties of m_{lens} due to the unknown redshifts of arcs are very minor. While the strong lensing can indeed yield the projected gravitating mass of a cluster independently of cluster matter contents and their dynamical state, eq.(18) may lead to an overestimate of the true cluster mass by a factor of $\sim 2-4$ because it does not take the contribution of substructures into account. The factor of $\sim 2-4$ comes from a statistical comparison of cluster masses determined from various methods including strong lensing, weak lensing, X-ray, optical and numerical simulations (Allen 1998; Wu et al. 1998; Wu 1999b). Consequently, the ratio of the projected mass in gas $m_{gas}(r_{arc})$ to the strong lensing derived mass $m_{lens}(r_{arc})$ provides a low limit to the true baryon fraction $f_b(r_{arc})$ within r_{arc} . Moreover, since all the arclike images are detected within the central regions of the clusters, we can use $\tilde{f}_b(r_{arc})$ to approximately represent the projected baryon fractions at cluster centers, $\tilde{f}_b(0) \approx \tilde{f}_b(r_{arc})$. That is,

$$\tilde{f}_b(0) \approx \tilde{f}_b(r_{arc}) \geq \frac{m_{gas}(r_{arc})}{m_{lens}(r_{arc})}. \quad (19)$$

Table 1. Strong Lensing Cluster Sample^a

cluster	$z_{cluster}$	T (keV)	L_x^b	r_c^c	β	z_{arc}	r_{arc}^c	m_{gas}^d	m_{lens}^d	m_{gas}/m_{lens} (%)	f_0 (%) ^e
A370	0.373	$7.13^{+1.05}_{-1.05}$	$20.8^{+2.0}_{-2.0}$	0.25	0.67	1.3	0.35	$2.81^{+0.25}_{-0.23}$	130	$2.16^{+0.19}_{-0.18}$	$18.6^{+5.2}_{-3.7}$
						0.724	0.16	$0.73^{+0.07}_{-0.06}$	29.0	$2.52^{+0.23}_{-0.21}$	
A963	0.206	$6.13^{+0.45}_{-0.30}$	$16.1^{+1.8}_{-1.8}$	0.08	0.67	...	0.0517	$0.12^{+0.01}_{-0.01}$	2.5	$4.91^{+0.33}_{-0.36}$	$11.1^{+1.4}_{-1.5}$
						0.711	0.080	$0.27^{+0.02}_{-0.02}$	6.0	$4.44^{+0.30}_{-0.33}$	
A1689	0.181	$9.02^{+0.40}_{-0.30}$	$50.5^{+1.1}_{-1.1}$	0.13	0.65	...	0.183	$1.56^{+0.03}_{-0.03}$	36	$4.32^{+0.08}_{-0.09}$	$15.0^{+0.8}_{-0.9}$
A1835	0.252	$9.80^{+1.40}_{-1.40}$	105^{+14}_{-14}	0.074	0.65	...	0.150	$1.65^{+0.18}_{-0.17}$	19.8	$8.35^{+0.89}_{-0.83}$	$14.8^{+4.3}_{-3.1}$
A2163	0.203	$14.60^{+0.85}_{-0.85}$	133^{+19}_{-19}	0.34	0.64	0.728	0.0661	$0.24^{+0.02}_{-0.02}$	4.1	$5.84^{+0.50}_{-0.51}$	$21.4^{+3.3}_{-2.9}$
A2218	0.171	$7.10^{+0.20}_{-0.20}$	$18.1^{+0.75}_{-0.75}$	0.23	0.65	1.034	0.26	$1.61^{+0.04}_{-0.04}$	27	$5.98^{+0.17}_{-0.17}$	$16.1^{+0.9}_{-0.9}$
						0.702	0.0794	$0.18^{+0.01}_{-0.01}$	6.23	$2.92^{+0.08}_{-0.08}$	
						0.515	0.0848	$0.21^{+0.01}_{-0.01}$	5.70	$3.63^{+0.10}_{-0.10}$	
A2219	0.228	$12.40^{+0.50}_{-0.50}$	$64.6^{+7.0}_{-7.0}$	0.15	0.64	...	0.079	$0.35^{+0.02}_{-0.02}$	5.6	$6.82^{+0.43}_{-0.44}$	$12.1^{+1.3}_{-1.2}$
						...	0.110	$0.66^{+0.04}_{-0.04}$	16.0	$4.41^{+0.26}_{-0.27}$	
A2390	0.228	$11.10^{+1.00}_{-1.00}$	$63.5^{+14.9}_{-14.9}$	0.22	0.66	0.913	0.177	$1.43^{+0.20}_{-0.21}$	25.4	$5.64^{+0.78}_{-0.81}$	$17.3^{+4.3}_{-3.7}$
A2744	0.308	$11.00^{+0.50}_{-0.50}$	$64.4^{+14.4}_{-14.4}$	0.45	0.65	...	0.1196	$0.51^{+0.06}_{-0.07}$	11.36	$4.48^{+0.53}_{-0.58}$	$24.8^{+4.3}_{-4.1}$
AC114	0.310	$9.76^{+1.04}_{-0.85}$	38.1	0.30	0.67	1.86	0.0676	$3.47^{+0.08}_{-0.09}$	2.98	$2.67^{+0.06}_{-0.07}$	$18.7^{+2.3}_{-2.1}$
						0.639	0.35	$0.16^{+0.00}_{-0.00}$	130	$5.42^{+0.12}_{-0.14}$	
Cl0500	0.327	$7.20^{+3.70}_{-1.80}$	$17.5^{+1.3}_{-0.9}$	0.030	0.36	...	0.15	$1.21^{+0.14}_{-0.15}$	19.0	$6.37^{+0.07}_{-0.08}$	$1.3^{+0.6}_{-0.5}$
MS0440	0.197	$5.30^{+1.27}_{-0.85}$	$7.4^{+1.0}_{-1.0}$	0.054	0.68	0.530	0.089	$0.23^{+0.03}_{-0.03}$	8.9	$2.60^{+0.29}_{-0.31}$	$7.5^{+2.5}_{-2.2}$
MS0451	0.539	$10.17^{+1.55}_{-1.26}$	53.7	0.088	0.84	...	0.190	$1.51^{+0.05}_{-0.05}$	52	$2.91^{+0.10}_{-0.10}$	$14.0^{+2.5}_{-2.3}$
MS1008	0.306	$7.29^{+2.45}_{-1.52}$	$9.1^{+1.2}_{-1.2}$	0.12	0.68	...	0.26	$1.18^{+0.15}_{-0.16}$	61	$1.94^{+0.25}_{-0.16}$	$8.6^{+3.6}_{-3.0}$
MS1358	0.329	$6.5^{+0.7}_{-0.6}$	$21.8^{+3.8}_{-3.8}$	0.023	0.36	4.92	0.121	$1.02^{+0.11}_{-0.11}$	8.27	$12.4^{+1.3}_{-1.4}$	$1.4^{+0.3}_{-0.3}$
MS1455	0.257	$5.45^{+0.29}_{-0.28}$	$29.4^{+1.5}_{-1.5}$	0.040	0.66	...	0.098	$0.52^{+0.02}_{-0.02}$	8.6	$6.04^{+0.24}_{-0.23}$	$12.0^{+1.2}_{-1.0}$
MS2137	0.313	$4.37^{+0.38}_{-0.72}$	$26.3^{+3.6}_{-3.6}$	0.054	0.64	...	0.0874	$0.44^{+0.05}_{-0.04}$	7.1	$6.17^{+0.71}_{-0.56}$	$16.6^{+5.6}_{-2.7}$
PKS0745	0.103	$8.7^{+1.6}_{-1.2}$	$57.2^{+4.4}_{-4.4}$	0.056	0.59	0.433	0.0459	$0.17^{+0.01}_{-0.01}$	3.0	$5.81^{+0.45}_{-0.46}$	$9.4^{+2.3}_{-2.1}$
RXJ1347	0.451	$11.37^{+1.10}_{-0.92}$	198^{+22}_{-22}	0.024	0.42	...	0.24	$6.15^{+0.47}_{-0.48}$	42	$14.6^{+1.1}_{-1.2}$	$3.4^{+0.6}_{-0.6}$

^aLensing and X-ray data (except for r_c and β) are taken from Wu et al. (1998) and Wu, Xue & Fang (1999), respectively;

^b(X-ray) bolometric luminosity in units of 10^{44} erg s⁻¹;

^cin units of Mpc;

^dprojected mass within r_{arc} in units of $10^{13} M_{\odot}$;

^ecalculated by eq.(5).

The resultant values of $m_{gas}(r_{arc})$, $m_{lens}(r_{arc})$ and their ratios within the positions of 25 arcs have been given in Table 1 for a flat cosmological model $\Omega_0 = 1$.

On the other hand, we can also calculate the volume-averaged baryon fraction around $r = 0$ for each lensing cluster using eqs.(5) and (6), along with the restriction $\gamma = 2 - 1/\delta$. Unfortunately, the temperature profiles have not been obtained for these lensing clusters. Instead, present X-ray observations have only provided the global emission weighted-temperatures

$$\bar{T} = \frac{\int \alpha(T)T(r)n_e^2(r)r^2 dr}{\int \alpha(T)n_e^2(r)r^2 dr}, \quad (20)$$

where $\alpha(T)$ is the cooling function. When \bar{T} is used to calculate f_0 , we will either overestimate (for $\beta > 2/3$) or underestimate (for $\beta < 2/3$) the values of f_0 because \bar{T} are smaller (greater) than the central values T_0 in polytropic models with $\beta > 2/3$ ($\beta < 2/3$). We have attempted to assign the upper and low limits to the central baryon fractions, respectively, for the 6 and 13 clusters with $\beta > 2/3$ and $\beta < 2/3$ in Table 1 according to

$$f_b(0) = \frac{1}{3}f_0|_{T_0=\bar{T}}. \quad (21)$$

However, it appears that we cannot make a clear distinction between the resultant upper and low limits among the 19 clusters (see also Fig.2). This probably implies that the evaluation of $f_b(0)$ is little affected by the approximation of the emission weighted temperature to the central temperature.

The low limits $\tilde{f}_b(0)$ [eq.(19)] and the central baryon fractions $f_b(0)$ approximated by eq.(21) can be converted into the total baryon fractions of clusters $f_b(\infty)$ in terms of the relations established in the above section [eqs.(11) and (17)], namely,

$$f_{b,lens} \leq f_b(\infty) \approx f_{b,xray}, \quad (22)$$

where

$$f_{b,lens} \equiv \frac{2}{3(1-\beta)} \frac{m_{gas}(r_{arc})}{m_{lens}(r_{arc})}, \quad (23)$$

$$f_{b,xray} \equiv \frac{1}{3(1-\beta)} f_0|_{T_0=\bar{T}}. \quad (24)$$

In Fig.2 we plot the results of $f_{b,lens}$ and $f_{b,xray}$ obtained from the 25 arclike images among 19 lensing clusters listed

in Table 1. Note that $f_{b,xray}$ is independent of arc position r_{arc} , and here we utilize r_{arc} to represent the lensing cluster only. It is apparent that the lensing and X-ray results are clearly separated except for three clusters, Cl0500, MS1358 and RXJ1347. Dispersion in $f_{b,lens}$ is relatively small, and averaging over the 25 data points yields

$$f_b(\infty) \geq \langle f_{b,lens} \rangle = 0.094 \pm 0.035, \quad (25)$$

where the error bar has not accounted for the uncertainties of β and r_c arising from the β model fitting. The average value $\langle f_{b,lens} \rangle$ increases only slightly if the cooling flow clusters alone are considered:

$$\langle f_{b,lens} \rangle = 0.106 \pm 0.033. \quad (26)$$

The reason why we emphasize this result is that an excellent agreement between cluster masses determined from strong lensing and X-ray measurements for cooling flow clusters has been claimed by Allen (1998). If this is true, we would expect $f_{b,lens} = f_b(\infty)$. Nevertheless, we will still adopt eq.(25) for caution's sake: First, the recent study of Lewis et al. (1999) on the cluster mass estimates using the CNOC cluster sample does not reveal the large discrepancy between cooling and non-cooling flow clusters; Second, the values of $f_{b,lens}$ we have found for cooling and non-cooling flow clusters are essentially consistent with each other (see Fig.2).

A glimpse of Fig.2 reveals that the three clusters (Cl0500, MS1358 and RXJ1347) which give smaller values of $f_{b,xray}$ all have their β values less than 1/2. This motivates us to examine the dependence of $f_{b,xray}$ upon β for our cluster sample (Fig.3). Indeed, the values of $f_{b,xray}$ derived from the volume-averaged baryon fractions among clusters with $\beta > 2/3$ are systematically high. As has been pointed out in section 2.1, these asymptotic values cannot be used as a reliable indicator of the universal baryon fraction because the agreement between the exact and asymptotic values of the baryon fractions occurs at rather large radii $r \gtrsim 30r_c$ where the hydrostatic equilibrium hypothesis may have already broken down. On the other hand, there are good reasons that the asymptotic values $f_{b,xray}$ obtained among Cl0500, MS1358 and RXJ1347 can be considered as a good approximation of the universal baryon fraction: First, the β parameters for these three clusters are smaller than 1/2, which guarantees the condition $f_b(x) \approx f_{b,xray}$ within $\sim 10r_c$; Second, all these three clusters are classified as the cooling flow clusters, for which the total cluster masses M_{tot} could be determined relatively accurately from eq.(3) (Allen 1998); Third, the asymptotic values $f_{b,xray}$ from the volume-averaged baryon fractions among these three clusters are essentially consistent with the asymptotic values $f_{b,lens}$, and

$$\langle f_{b,lens} \rangle = 0.121 \pm 0.088; \quad (27)$$

$$\langle f_{b,xray} \rangle = 0.142 \pm 0.007. \quad (28)$$

As a conservative estimate, we utilize the average values $\langle f_{b,lens} \rangle$ and $\langle f_{b,xray} \rangle$ among all the clusters to be the low and upper limits to the universal baryon fraction

$$0.094 \pm 0.035 \leq f_b(\infty) \leq 0.41 \pm 0.18, \quad (29)$$

which, in combination with the BBN prediction (Walker et al. 1991), corresponds to the following constraints on the cosmological density parameter

$$0.122 \pm 0.069 \leq \Omega_M \leq 0.53 \pm 0.28, \quad (30)$$

where the uncertainty of the BBN prediction, $\Delta\Omega_b = 0.01$, has been included, and Ω_b is the average baryon mass density of the Universe in units of the critical density for closure. If the average value $\langle f_{b,xray} \rangle$ in the three cooling clusters with $\beta < 1/2$ is adopted, we have

$$\Omega_M = 0.35 \pm 0.09. \quad (31)$$

Finally, we investigate whether the asymptotic baryon fractions (or limits) $f_{b,lens}$ and $f_{b,xray}$ derived from the strong lensing clusters depend on X-ray temperature. This is important because variation of baryon fractions among clusters of different temperatures is not allowed in the standard models of structure formation. For the time being we can only take a less serious approach to the problem in the sense that the exact baryon fractions of these lensing clusters have remained unknown. Fig.4 illustrates the dependence of $f_{b,lens}$ and $f_{b,xray}$ upon the emission-weighted temperature for the 19 clusters in Table 1. The best-fitted $f_{b,lens} - \bar{T}$ and $f_{b,xray} - \bar{T}$ relations are, respectively,

$$f_{b,lens} = 10^{-1.38 \pm 0.26} \bar{T}^{0.39 \pm 0.28}; \quad (32)$$

$$f_{b,xray} = 10^{-0.87 \pm 0.35} \bar{T}^{0.47 \pm 0.38}, \quad (33)$$

where \bar{T} is in units of keV. These relations are marginally consistent with no increase of baryon fractions with \bar{T} as predicted in the standard models although they cannot be used as a direct evidence. Similar result has recently been reported by Mohr, Mathiesen & Evrard (1999).

4 DISCUSSION AND CONCLUSIONS

The baryon fraction $f_b(r)$ of a cluster should be averaged over a sufficiently large cluster volume in order for $f_b(r)$ to be representative of the universal value f_b . However, this is limited by the sensitivity of current detectors which can only probe a finite region of the X-ray cluster. We have thus studied the condition for $f_b = f_b(\infty)$ and also the possibility of deriving $f_b(\infty)$ from the central baryon fraction $f_b(0)$ or $\tilde{f}_b(0)$. It has been shown that the polytropic index of intra-cluster gas should satisfy $\gamma < \frac{4}{3}$ if the baryon fraction of a cluster is required to asymptotically reach a universal value f_b at large radius. It appears that all the clusters whose temperature profiles have been available thus far indeed meet this simple requirement. We have found that clusters with small β parameters are likely to provide a better estimate of the universal baryon fraction, which arises because the exact and asymptotic forms of the baryon fractions merge at rather large radii $r \gtrsim 30r_c$ for $\beta \gtrsim 2/3$, where hydrostatic equilibrium becomes to be questionable. We have also demonstrated how to set useful constraints on the baryon fraction f_b , and thereby the average mass density of the Universe, Ω_M , using a sample of 19 strong lensing clusters. Our analysis gives support to a medium density universe, and the scatters in the present estimate of Ω_M can be greatly reduced when a large cluster sample is employed.

However, there are several factors which should be taken seriously. Our major concern is the current working model for clusters, in which the hydrostatic equilibrium hypothesis and the conventional β model for intracluster gas are extrapolated to sufficiently large radii. The availability of this working model to the Abell radius has been demonstrated by the reasonable agreement between different mass

estimators. In principle, clusters can approximately be regarded as dynamically-relaxed systems out to the falling shock radii where cluster matter is mixed with the infalling matter from background universe. Presumably, our conclusion cannot be applied beyond these radii, within which the volume-averaged matter composition should be of cosmological significance. Even so, since these boundaries are well beyond the regions accessible to present observations, it is unclear whether the intracluster gas in the outmost regions still follows the β and polytropic models.

To ensure the universal constancy of the cluster baryon fraction at large radius, the intracluster gas should have a polytropic index of $0 < \gamma < 1$ if the fitted β parameter to the X-ray surface brightness of the cluster is in the range of from $1/3$ to $2/3$. This requires an increasing temperature with cluster radius, in conflict with the naive speculation that the overall temperature profile of a cluster should drop with radius. The latter occurs, according to our prediction, only inside cluster with $2/3 < \beta < 1$. At present, the spectroscopic analyses have resulted in a discrepancy in the radial temperature gradients due primarily to the problem with the sensitivities and resolutions of detectors. For instance, by contrast to the remarkably radial temperature decline claimed by Markevitch et al. (1998), the nearly flat temperature profiles have recently been reported by Irwin, Bregman & Evrard (1999) based on a detailed comparison of the ASCA and ROSAT PSPC determined temperature profiles of 26 clusters. In particular, the trend of an increasing temperature with radius is likely to present in a few cases (e.g. 2A0335, A401, A1651, A3571, etc.). Therefore, it is not impossible that the temperature profiles would have a mild increase with radii for clusters with $1/3 < \beta < 2/3$. A conclusive test for this claim will be provided by the space experiments like AXAF and XMM.

Another concern is the poorly determined β and r_c parameters used in the computations of the baryon fraction limits $f_{b, lens}$ and $f_{b, xray}$, because $f_b(\infty)$ depends sensitively on these two parameters. To date, the X-ray surface brightness profiles of clusters have not been well measured at large radii ($\gtrsim 1$ Mpc). Therefore, there may exist rather large uncertainties in the present fitting of β models, apart from the fact that different observations at different energy bands might give very different values of β and r_c even for the same cluster. In particular, the β model fitting is affected by the procedure of whether or not the cooling flow regions are reasonably excluded. For instance, from a detailed study of the surface brightness distributions of 25 cooling flow clusters, Vikhlinin, Forman & Jones (1999) have shown that the β values are systematically higher outside the cooling flow regions. Alternatively, a double β model has been often used in recent years to represent quantitatively the excess emission in the central cores of cooling flow clusters (e.g. Ikebe et al. 1996; Xu et al. 1998; Mohr, Mathiesen & Evrard 1999), which also results in a larger value of β for the extended gas component. So, it is possible to release the requirement that X-ray temperature should increase with radius in order for $f_b(\infty)$ to remain constant if large β parameter is adopted. Furthermore, because our attempt to derive the universal value $f_b(\infty)$ from the central baryon fractions $f_b(0)$ depends sensitively on the central gas distributions, our current results are subject to the presence of the sharp peaks in emission concentrated in the cores of some clusters.

Nevertheless, if clusters are representative of the Universe, and if the entire intracluster gas is in hydrostatic equilibrium with the underlying gravitational potential of clusters and follows the β model, we would expect that the X-ray surface brightness and temperature profiles of clusters should satisfy the necessary condition eq.(9), which reads $\gamma \approx 2(1 - 1/3\beta)$ for $1/3 < \beta < 1$. This will be directly testable when these two profiles are well measured (e.g. by AXAF, XMM, etc.). Even if the temperature profile of a cluster is not available, we will still be able to obtain its baryon fraction according to eq.(11) or (17) by accurately measuring its X-ray surface brightness distribution and its central temperature T_0 , especially for a cluster with smaller β parameter. Applications to existing data and future observations will be made in our subsequent work.

ACKNOWLEDGMENTS

We gratefully acknowledge the valuable comments and suggestions by an anonymous referee. This work was supported by the National Science Foundation of China, under Grant No. 1972531.

REFERENCES

- Allen S.W., 1998, MNRAS, 296, 392
 Arnaud M., Evrard A. E., 1999, MNRAS, in press (astro-ph/9806353)
 Cowie L. L., Henriksen M., Mushotzky R. F., 1987, ApJ, 317, 593
 David L. P., 1997, ApJ, 484, L11
 David L. P., Jones C., Forman W., 1995, ApJ, 445, 578
 Ettori S., Fabian A. C., 1999, MNRAS, 305, 834
 Ettori S., Fabian A. C., White D. A., 1997, MNRAS, 289, 787
 Geller M. J., Diaferio A., Kurtz M. J., 1999, ApJ, 517, L23
 Henriksen M., Mamon G. A., 1994, ApJ, 421, L63
 Henriksen M., White R. J. III, 1996, ApJ, 465, 515
 Ikebe Y., et al., 1996, Nature, 379, 427
 Irwin J. A., Bregman J. N., Evrard A. E., 1999, ApJ, in press (astro-ph/9901406)
 Lewis A. D., Ellingson E., Morris S. L., Carlberg R. G., 1999, ApJ, in press (astro-ph/9901062)
 Markevitch M., Forman W. R., Sarazin C. L., Vikhlinin A., 1998, ApJ, 503, 77
 Markevitch M., Vikhlinin A., Forman W. R., Sarazin C. L., 1999, ApJ, submitted (astro-ph/9904382)
 Mohr J. J., Mathiesen B., Evrard A. E., 1999, ApJ, in press (astro-ph/9901281)
 Ota N., Mitsuda K., Fukazawa Y., 1998, ApJ, 495, 170
 Vikhlinin A., Forman W., Jones C., 1999, ApJ, in press (astro-ph/9905200)
 Walker T. P., Steigman G., Schramm D. N., Olive K. A., Kang H.-S., 1991, ApJ, 376, 51
 White D. A., Fabian A. C., 1995, MNRAS, 273, 72
 White D. A., Jones C., Forman W., 1997, MNRAS, 292, 419
 White S. D. M., Navarro J. F., Evrard A. E., Frenk C. S., 1993, Nature, 366, 429
 Wu X.-P., 1999a, in V.G.Gurzadyan and R.Ruffini, eds, The Chaotic Universe (World Scientific), in press
 Wu X.-P., 1999b, MNRAS, submitted
 Wu X.-P., Chiueh T., Fang L.-Z., Xue Y.-J., 1998, MNRAS, 301, 861
 Wu X.-P., Xue Y.-J., Fang L.-Z., 1999, ApJ, 524, in press (astro-ph/9905106)
 Xu, H., et al., 1998, ApJ, 500, 738

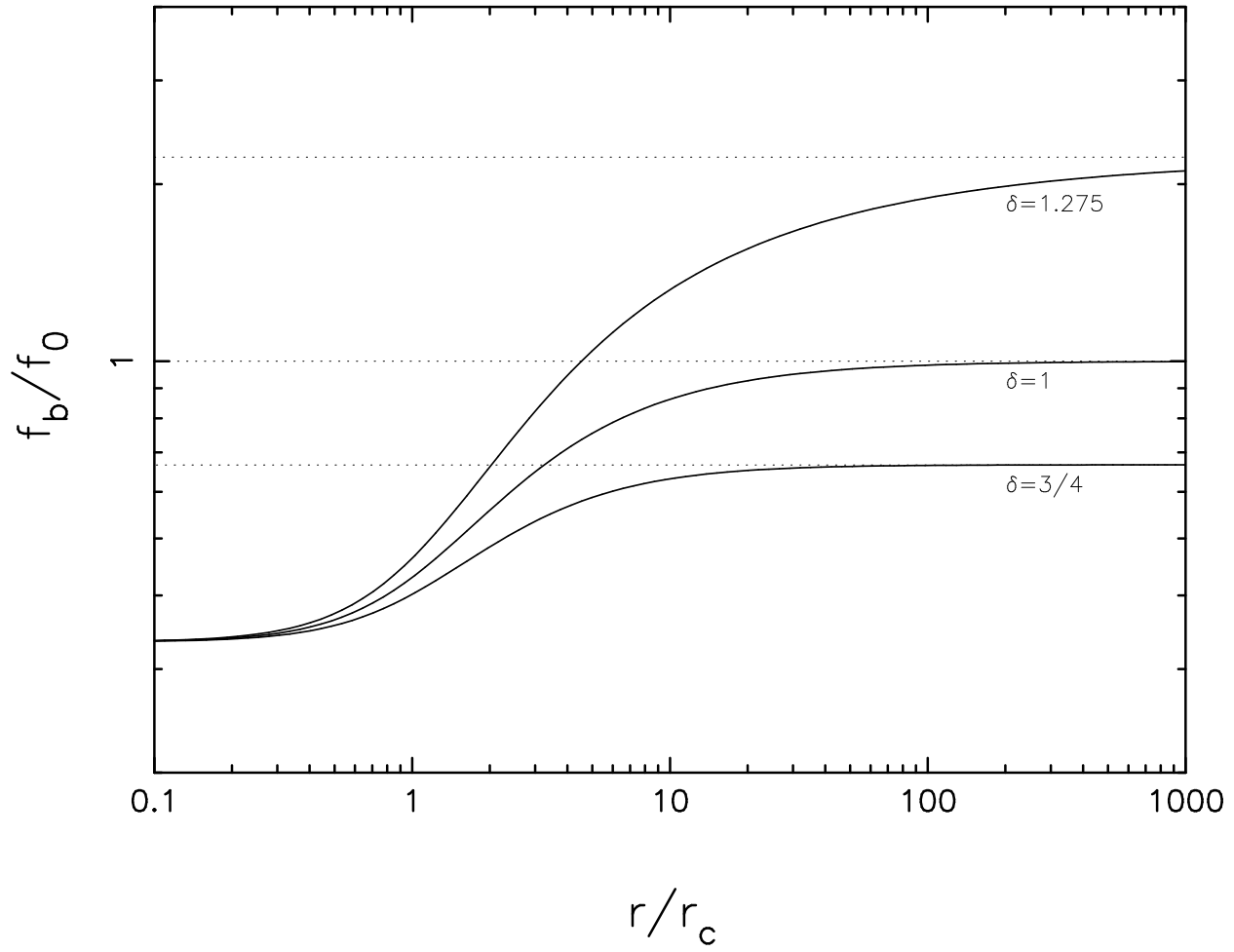


Figure 1. Variations of baryon fractions with cluster radii for three kinds of gas distributions: $(\delta, \beta) = (3/4, 1/2)$, $(1, 2/3)$ and $(1.275, 0.85)$. The corresponding asymptotic values at large radii are shown by dotted lines.

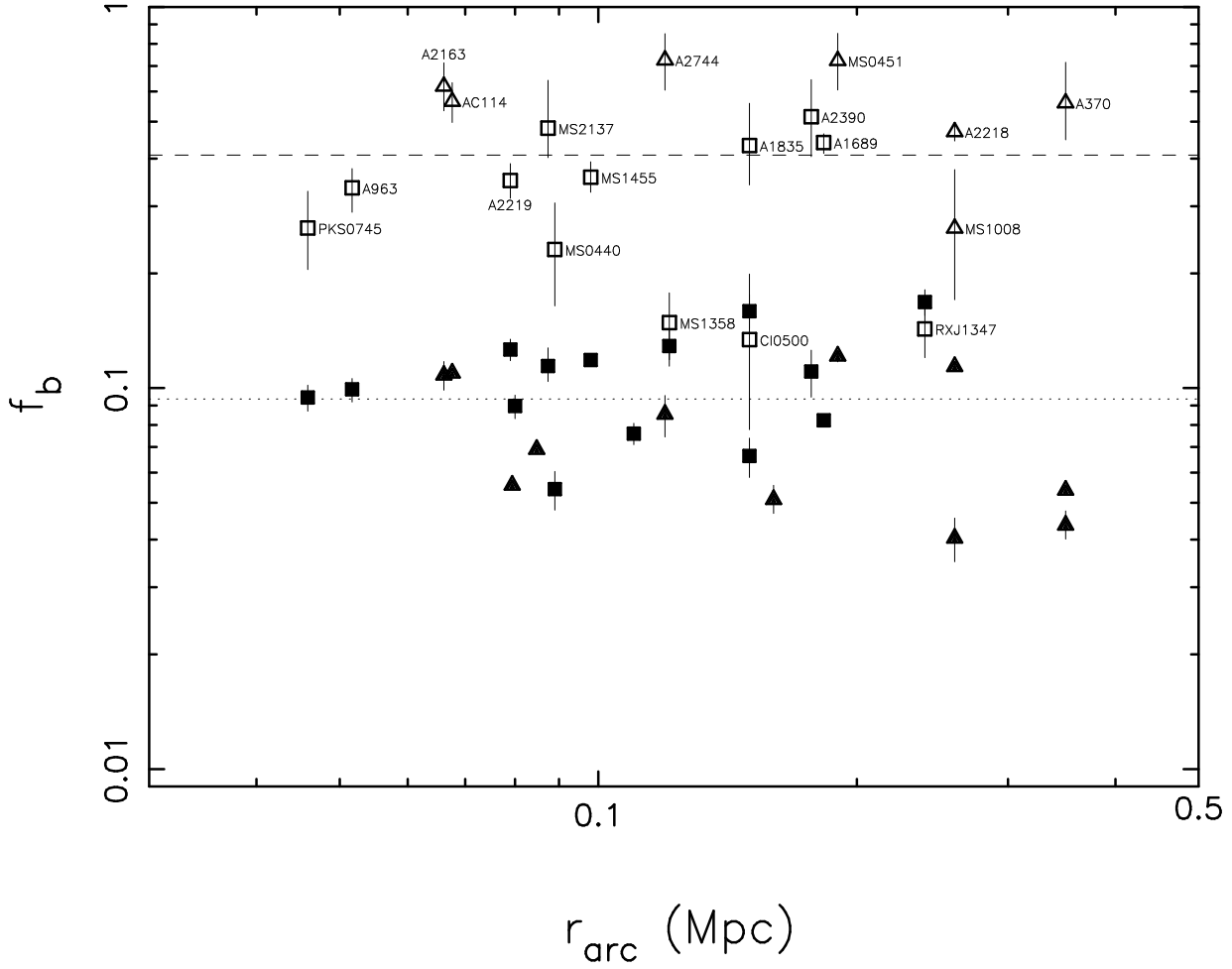


Figure 2. Asymptotic baryon fractions of 19 lensing clusters in Table 1 plotted against arc positions r_{arc} . Filled symbols are the low limits derived from the projected baryon fractions within the 21 arc positions, and open symbols are the X-ray results derived from $f_b(0)$. For the latter, r_{arc} are used to denote the clusters only (we take the first arc position for the multiple-arc system). We use the squares to denote cooling clusters and the triangles, non-cooling flow ones. Dotted and dashed lines represent the average values of the lensing and X-ray results, respectively: $\langle f_{b,lens} \rangle = 0.094 \pm 0.035$ and $\langle f_{b,xray} \rangle = 0.41 \pm 0.18$.

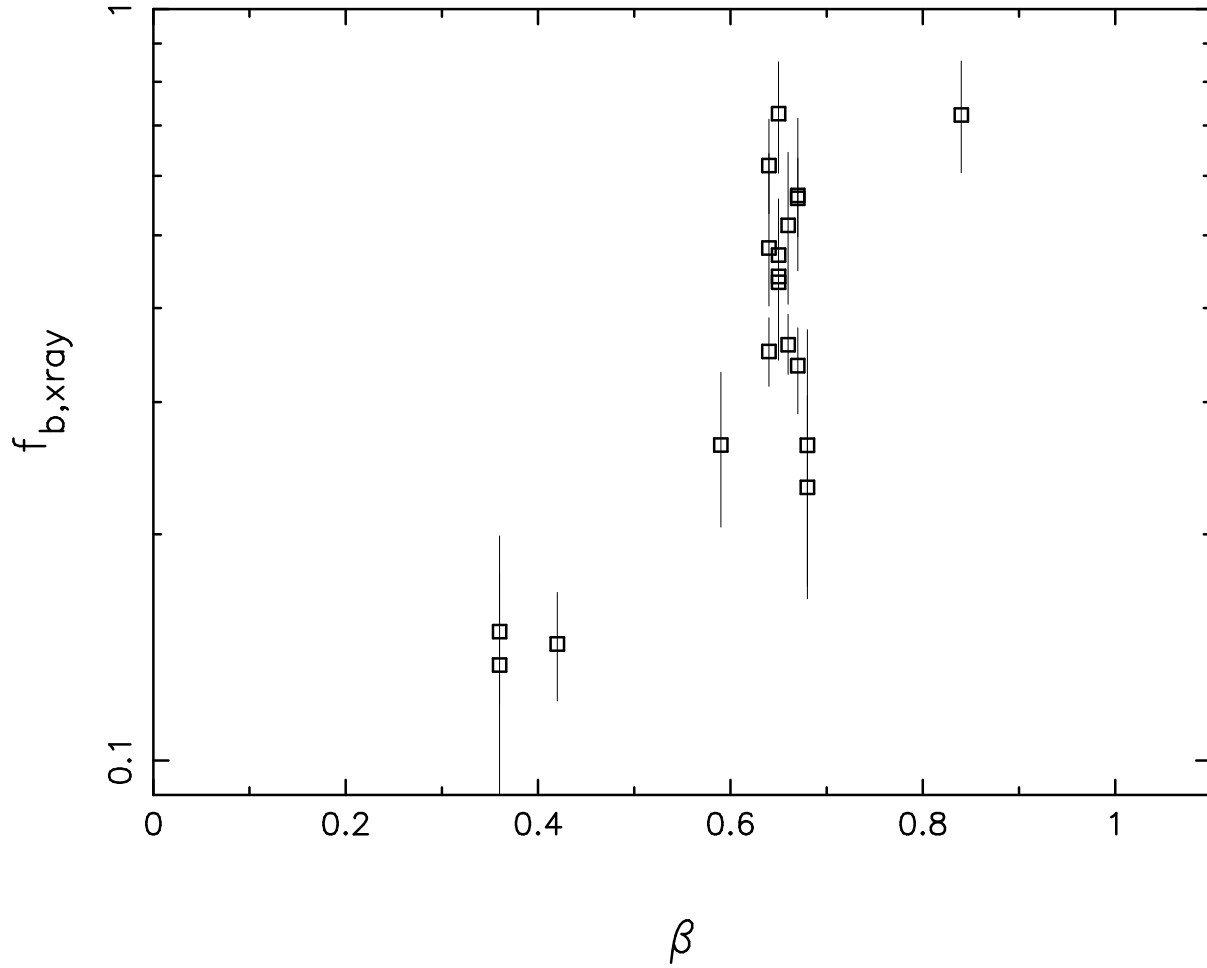


Figure 3. Dependence of asymptotic baryon fractions $f_{b,xray}$ upon β parameters for 19 lensing clusters.

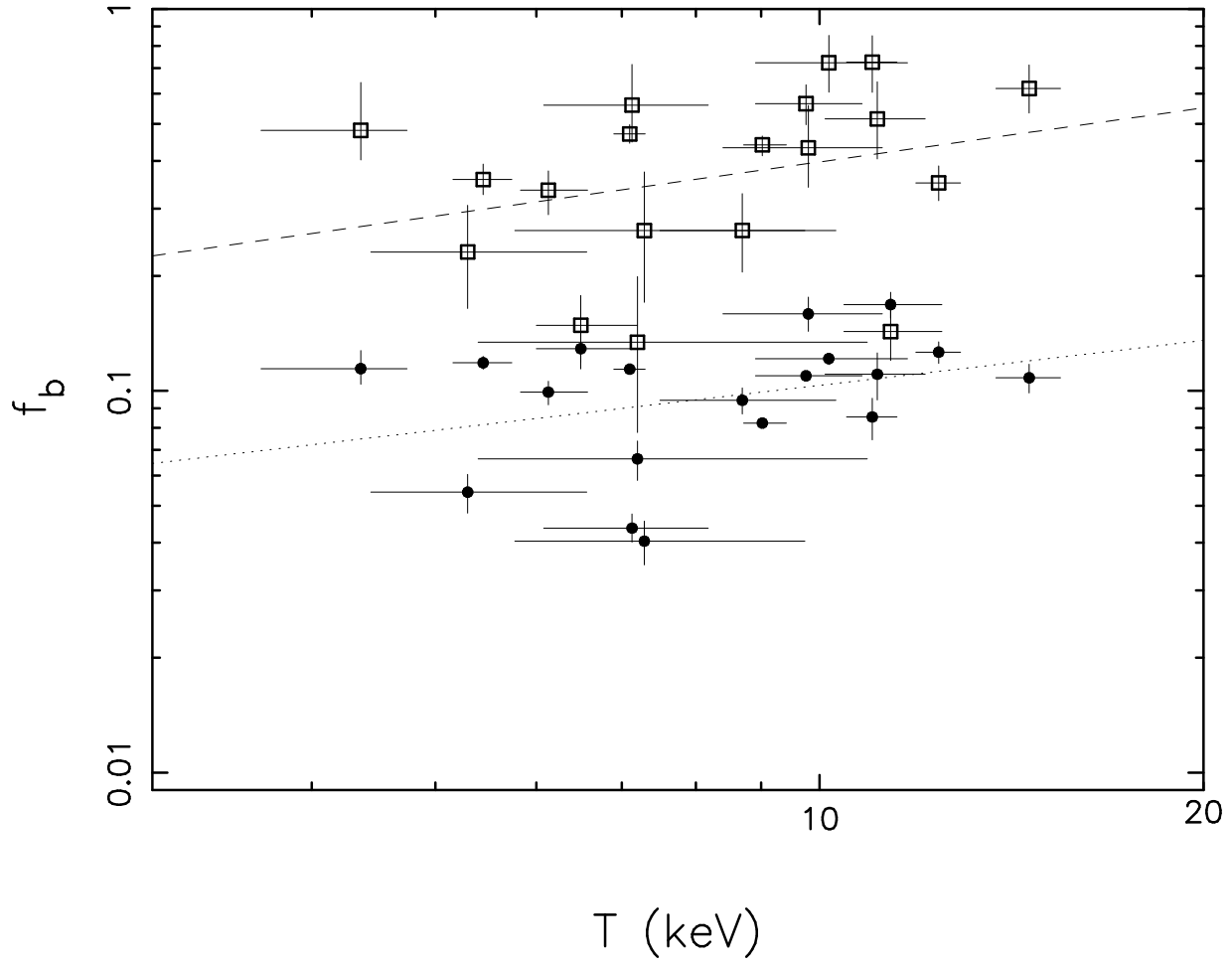


Figure 4. Asymptotic baryon fractions of clusters vs. X-ray temperature for 19 lensing clusters. Filled circles are the low limits from gravitational lensing, and open squares are the X-ray results. Dotted and dashed lines are the best-fitted $f_b - T$ relations to the two sets of data, respectively.