

Nonlinear Pulsations of Convective Stellar Models

J. Robert Buchler¹

Physics Department, University of Florida, Gainesville, FL 32611, USA

Abstract. We review the numerical modelling of the nonlinear pulsations of classical variable stars with hydrocodes that include the effects of turbulent convection. Despite their simplicity these turbulent convective recipes appear to remove many of the difficulties that radiative codes faced. In particular, the numerical modelling of double mode pulsations has become possible.

1. Introduction

Richard Feynman is said to have once remarked something to the effect "now that we have solved the problem of quantum electrodynamics, we will have to solve the real hard problems such as how water flows in a pipe". The stellar problem, because of convection on top of turbulence and the compressibility of the fluid, is even harder to tackle and several generations of astrophysicists have tried to come to terms with this problem. Turbulence and convection (TC) are necessarily 3 dimensional phenomena, and with the development of faster computers increasingly realistic numerical simulations are being made, although it will be a long time before their spatial resolution approaches that required by the large stellar Rayleigh and small Prandtl numbers. In the meantime stellar physicists continue to attempt to reduce TC to a 1D recipe and thus to a mere subroutine that can be used in stellar evolution or pulsation calculations (for recent update on astrophysical convection *c.f.* e.g. Buchler & Kandrup 2000). In this paper we review some interesting recent developments in nonlinear pulsation calculations.

The seminal and most influential work has been the mixing length theory (MLT) of Erika Böhm-Vitense (*c.f.* Cox & Giuli 1968), and many of the newer recipes are extensions of MLT. In its original form it consists of an instantaneous, local approximation in which the convective flux is proportional to the 3/2th power of the convectively unstable entropy gradient, $F_c \propto (-ds/dr)^{3/2}$.

The TC recipe that works best in stellar evolution is not necessarily the best for stellar pulsations. Indeed, in stellar evolution the convective timescales are typically many orders of magnitude smaller than the evolutionary timescales. Furthermore, convective overshooting is very important because it mixes the chemical elements with often drastic consequences for nuclear burning and the subsequent evolution. In contrast, mixing plays no role in stellar pulsation

¹e-mail: buchler@phys.ufl.edu

because the pulsating envelopes are chemically homogeneous. But here we have large velocity fields and shear motions, so that time-dependence of TC may have to be taken into account. Thus the pulsation timescales, while generally longer than the convective time-scales, are sufficiently close so that there can be a feedback between pulsation and convection. This feedback is further enhanced because the convective regions that are caused by large opacity are also regions where pulsational driving occurs. An illustration of the time-dependence of the turbulent energy and convective flux during a pulsational cycle has been presented in Buchler, Yecko, Kolláth, & Goupil (1999, [BYKG99], Figs. 1 and 2).

How good are MLT and its extensions? An important 3D simulation by Cattaneo, Brummell & Toomre (1991) indicated first, that the convective flow is dominated by large downflows, but that these flows are 'convectively neutral' in the sense that they carry as much kinetic energy downward as enthalpy upward, and second, that the convective flux is dominated by small scale upflows, precisely the type of picture that underlies MLT. However, for computational reasons, the Prandtl numbers used in the calculations were orders of magnitude larger than the stellar ones, and the Rayleigh numbers orders of magnitude smaller. Furthermore, the boundary conditions were fixed, whereas in a star convection has to adjust itself so that together with radiation it carries the given total energy flux (in a static context).

We recall the hydrodynamic equations in the context of radial stellar pulsation:

$$\frac{du}{dt} = -\frac{1}{\rho} \frac{\partial}{\partial r} (p + p_t + p_\nu) - \frac{GM}{r^2} \quad (1)$$

$$\frac{de}{dt} + p \frac{dv}{dt} = -\frac{1}{\rho r^2} \frac{\partial}{\partial r} [r^2 (F_r + F_c)] - \mathcal{C}. \quad (2)$$

For the hydrodynamics all we need is a recipe for the turbulent pressure p_t , the eddy viscous pressure p_ν , the convective flux F_c and the source and sink of turbulent energy \mathcal{C} .

2. The Turbulent Convective Model Equations

Many recipes have been suggested to compute these four quantities. A very nice, albeit dated, review is that of Baker (1987), and for an update see Montesinos *et al.* (1999). Many of these are far too complicated (*e.g.* up to 10 nonlinear PDEs) and numerically tricky to implement in hydrocodes. Since this review concerns primarily stellar pulsations with an emphasis on nonlinear calculations, we will limit ourselves to mentioning the time-dependent recipes that have actually been used in nonlinear hydrodynamics calculations. All these recipes involve the addition of a single time-dependent diffusion equation for the turbulent energy e_t

$$\frac{de_t}{dt} + (p_t + p_\nu) \frac{dv}{dt} = -\frac{1}{\rho r^2} \frac{\partial}{\partial r} (r^2 F_t) + \mathcal{C} \quad (3)$$

The ancillary, defining equations are

$$\begin{aligned}
 \mathcal{C} &= \mathcal{S} - \epsilon \\
 \epsilon &= \alpha_d e_t^{3/2} / \Lambda \\
 \Lambda &= \alpha_\Lambda H_p \\
 H_p &= (d \ln p / dr)^{-1} = p / (\rho g) \\
 p_t &= \alpha_p \rho e_t \\
 p_\nu &= -\alpha_\nu \Lambda \rho e_t^{1/2} r (\partial(u/r) / \partial r) \\
 F_t &= -\alpha_t \alpha_\Lambda \rho H_p e_t^{1/2} (\partial e_t / \partial r)
 \end{aligned} \tag{4}$$

For the sake of simplicity these equations disregard some features of convection and have therefore their shortcomings. They are based on a diffusion approximation ($F_c \propto ds/dr$ and $F_t \propto de_t/dr$) and ignore nondiffusive transport, e.g. by plumes. They also disregard pressure fluctuations and are limited to subsonic convective velocities. Radiative losses in the convection however can easily be incorporated (Wuchterl & Feuchtinger 1998, Buchler & Kolláth 2000 [BK00]). It is only a comparison with observational constraints that will ultimately decide on the quality of the approximations in the context of stellar pulsations.

The recipes that have been used in the nonlinear codes fall into three groups depending on the choice of the functional relationships of F_c and \mathcal{C} on e_t and the dimensionless entropy gradient which we call $\mathcal{Y} \equiv (H_p/c_p) ds/dr$ (not to be confused with the helium abundance). We refer to BK00 for further details. They are the (1.) Stellingwerf (1982) [S] formulation, used by the Italian group (Bono & Stellingwerf, 1994, Bono, Caputo, Castellani & Marconi 1997 [BCCM97]) and by Gehmeyr (1992), (2.) the Kuhfuß[K] formulation (1986, *c.f.* also Gehmeyr & Winkler 1992) used in the Vienna code (Feuchtinger 1998, Feuchtinger 1999a [F99a]) and (3) a hybrid Florida [FL] formulation (Yecko, Kolláth, Buchler 1998, [YKB98]), that has been used by Kolláth, Beaulieu, Buchler & Yecko 1998 [KBBY98]). The Florida hydrocode has recently been extended to run with all three schemes (see below), and, importantly, also to perform a *linear* stability analysis (linear periods and growth-rates).

$$\begin{aligned}
 F_c &= A/B & e_t (\mathcal{Y})^{1/2} \\
 \mathcal{S} &= \alpha_d B / \Lambda & e_t (\mathcal{Y})^{1/2}
 \end{aligned} \tag{S}$$

$$\begin{aligned}
 F_c &= A & e_t^{1/2} \mathcal{Y} \\
 \mathcal{S} &= \alpha_d B^2 / \Lambda & e_t^{1/2} \mathcal{Y}
 \end{aligned} \tag{KGW}$$

$$\begin{aligned}
 F_c &= A & e_t^{1/2} \mathcal{Y} \\
 \mathcal{S} &= \alpha_d B / \Lambda & e_t (\mathcal{Y})^{1/2}
 \end{aligned} \tag{YKB} \tag{5}$$

where

$$\begin{aligned}
 A &= \alpha_c \alpha_\Lambda \rho c_p T \\
 B &= \alpha_s \alpha_\Lambda \sqrt{p \beta T / \rho} = \alpha_s \alpha_\Lambda \sqrt{c_p T \nabla_a} = \alpha_s \alpha_\Lambda \sqrt{\beta T / \Gamma_1} c_s \\
 \beta &= (\partial \ln v / \partial T)_p
 \end{aligned} \tag{6}$$

The recipes involve a total of 7 dimensionless α parameters that are of order unity, but for which theory gives little guidance. They ultimately have to be calibrated by comparing the numerical results to the stellar observations.

The three schemes have been compared in BK00. In the stationary limit and with the disregard of overshooting (no F_t eq. 3 reduces to $\mathcal{C} = 0$. In other words, it gives an expression for e_t in terms of the local, instantaneous physical quantities such as density and temperature and their gradients, and the ancillary equation 6 provides the convective flux. This is then equivalent to standard MLT. However, in standard MLT the p_t and p_ν are omitted (which is not a good approximation; *c.f.* below), although they could be readily included once e_t is known.

In the time-dependent context one might expect the three formulations to have a very different behavior. However, as shown in BK00 the growth-rates differ very little, and furthermore the three recipes give essentially the same limit cycles as well (Figs. 3 and 6 of BK00).

From these, albeit limited comparisons, one is tempted to conclude that most of the differences between the published nonlinear results have more to do with the choice of the α parameters¹ than with the choice of the time-dependent diffusion equation for the turbulent energy.

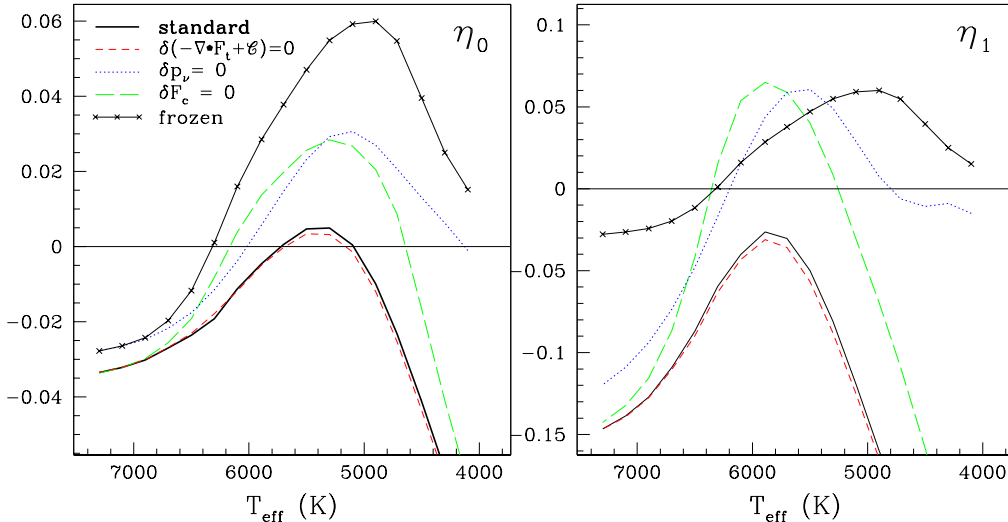


Fig. 1: Linear stability of sequence of models. Comparison of different approximations with exact results. Left: fundamental mode, right: first overtone mode.

3. Linear stability properties

In evolutionary computations it is often customary to compute also the linear stability of the evolving models to delineate the instability strips. For expedi-

¹and some modifications such as flux limiters (Wuchterl & Feuchtinger 1998), small Péclet number corrections (BK00), or sonic dissipation (Gehmeyer & Winkler 1992).

ency several approximations are often made. We want to stress again (YKB98, BYKG98) that some of these approximations are not very good, as we go on to show in Figure 1. From right to left we display the normalized growth-rates $\eta = 2\kappa P$ of the fundamental and first overtone, respectively, for a sequence of Cepheid models ($M=5M_{\odot}$, $L=2060L_{\odot}$, $Z=0.02$) as a function of T_{eff} (κ is the growth-rate and P the period.)

The solid lines denote the nonadiabatic growth-rates, consistent with the hydro and TC equations. The crossed solid lines correspond to the frequently used *frozen flux approximation*: the MLT flux is included in the computation of the static equilibrium model, but it is ignored in the computation of the linear eigenvalues, and the eddy viscous pressure is also disregarded. Clearly this approximation misses even the blue edge by a $\approx 600\text{K}$ degrees for the F mode and indicates instability for the O1 mode which is solidly stable. In the next two approximations everything is linearized correctly except (1) the perturbation of the turbulent pressure is disregarded (dotted line); (2) the perturbation of the convective flux is disregarded (long-dashed line) – neither of these a good approximation. The best ‘simple’ approximation is (dashed line): MLT expression for the flux (derived from $\mathcal{C} - \nabla \cdot F_t = 0$), its linearization and inclusion of the eddy viscous pressure. Of course it is also important to choose ‘proper’ values of the α parameters. A survey of the model behavior makes it quite clear that both a convective flux *and* a turbulent pressure are needed if one wants to get a reasonable IS. This importance of the eddy viscous pressure was already pointed out a dozen years ago by Baker (1987).

In addition it should be remembered that nonlinear effects can shift the linear IS boundaries by a few hundred degrees (*c.f.* Fig. 2 below).

4. RR Lyrae Models, RRab and RRc

There have been several recent large surveys of nonlinear pulsations of single mode RR Lyrae, both fundamental and first overtone pulsations by Bono *et al.* [BCCM97] and by Feuchtinger (1999b) [F99b]. F99b also compares these results to each other and to the available observations. He finds that the light-curve Fourier decomposition coefficients of both calculations agree fairly well with observations. but that there are discrepancies both between the two calculations, and with observations in the low temperature models, *i.e.* in the most convective models. The pulsation amplitudes of both calculations agree well with observations (It should be noted though that this is not as stringent a test as the Fourier parameters).

As far as the shapes of the lightcurves are concerned, BCCM97 obtain sharp, but unobserved spikes (*cf.* their Figs. 2 and 4). F99b (*c.f.* also Wuchterl & Feuchtinger 1998) shows that these spikes are due to the fact that the convective flux becomes larger than its physically allowed upper limit, *viz.* $F_c < \rho c_p T u_{conv}$. This is a result of the breakdown of the diffusion approximation that is inherent in the TC equations. They propose the introduction of a ‘flux limiter’ to prevent the flux from exceeding this upper limit. As a result F99b obtains light curves that look much more like the observed ones.

The RR Lyrae light-curves obtained by the Florida group do not have any unphysical spikes either, despite the fact that no flux limiter has been used.

Feuchtinger (private communication) has traced the absence of spikes to a different choice of α parameters, those of the FL group giving rise to lower overall turbulent energies and velocities.

The computed radial velocity curves do not agree very well with the observations (F99b). It seems that a more thorough calibration of the α parameters is required before the final word is in on whether such a simple 1D TC equation is capable of capturing the essence of convection.

We also note that there are further constraints on the α 's that need to be taken into account. For example, the observed temperature (color) variations can be into account. Second, the double-mode RR Lyrae (RRd) impose a number of sensitive additional constraints, namely the range of periods and of temperatures over which they occur, as well as the values of the component amplitudes. Finally, we recall that the very frequent Blazhko amplitude modulations have not yet been satisfactorily explained, but that they are likely to also add constraints.

We note *a propos* Blazhko effect that a possible mechanism for this effect could be an interaction between pulsation and convection. This becomes particularly favored if normally real and stable convective (diffusion) modes become oscillatory. If these additional vibrational modes are only mildly stable, and if their frequencies are in a $n : 1$ resonance with the excited pulsational mode, then a resonance condition could cause the convective mode to interact nonlinearly with the pulsation and lead to amplitude modulations. We have checked on realistic stellar models that convective modes can indeed become oscillatory, but we had to increase the time-scale for convection by a very large factor, and no nonlinear computations have yet been performed.

5. Morphology of the Instability Strip – Modal Selection

On the observational side the microlensing projects have produced global pictures of the Cepheid instability strips for the SMC that are absolutely stunning (Udalski *et al.* 1999, Beaulieu *et al.* 1995).

On the theoretical side, the turbulent convective hydrodynamics codes have shed new light on the problem of modal selection in both Cepheids and RR Lyrae stars. Simultaneously, but totally independently, Feuchtinger (1998) and KBBY98 found RR Lyrae models and Cepheid models, respectively, that pulsed in the fundamental and first overtone modes simultaneously, with stable, and steady amplitudes (*i.e.* the models were NOT switching modes).

On the basis of these computations (*c.f.* BYKG 99 and Kolláth *et al.* in this Volume) we can infer the following (schematic) Cepheid instability strips (IS) in an HR diagram as shown in Fig. 2. The left subfigure depicts a linear IS. The first overtone IS in the form of a sugarloaf becomes stable above a certain luminosity (and mass). For simplicity we have omitted the second overtone from the picture.

Of course, nonlinear effects change the domain in which the corresponding limit cycles are stable. The right-hand subfigure depicts a schematic of the nonlinear Cepheid instability diagram. The lines from the leftside subfigure that are shown as solid lines are the blue and red boundaries of the fundamental (F) and first overtone (O) IS's. (The now irrelevant parts of the previously

shown linear edges are shown as thin dotted lines.) The new additional solid lines are the nonlinear blue and red edges for the fundamental and first overtone modes. Thus the overtone red edge is shifted somewhat to the left, but the fundamental blue edge can be shifted substantially to the right.

Double-mode behavior occurs in the lower wedge-shaped region, delineated on the left by overtone red edge and on the right by a dashed line. Either fundamental or first overtone (F/O) behavior occurs in the higher luminosity region that is shown as dotted. There may be a narrow region at the interface of the DM and F regimes in which either DM or fundamental behavior can occur.² We note that a good global understanding of all these regimes can be obtained with the help of the amplitude equation formalism (e.g. BYKG99).

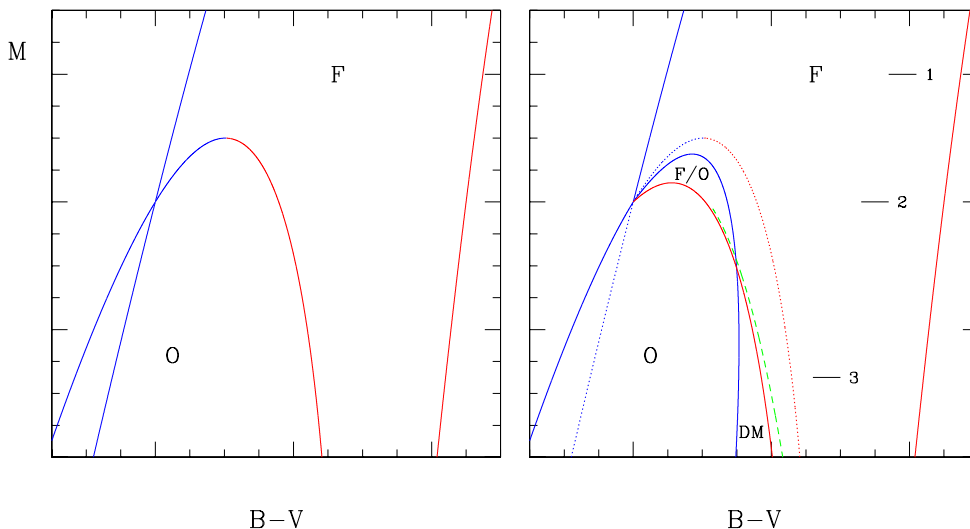


Fig. 2: Schematic Cepheid instability strip, *left*: linear, *right*: nonlinear; *c.f.* text.

More specifically, for example at level 1 (high luminosity) in Fig. 2 only F pulsations can occur. At level 2 we have, going from high to low T_{eff} , a regime first overtone pulsations, then a regime of either O or F pulsations (hysteresis), and then F only pulsations. At low luminosities, level 3, there is first a regime of O only, then of DM only, with possibly a narrow regime of either DM or F, followed by F only pulsations.

The hydrodynamic calculations indicate that DM behavior occurs only at luminosities that can be noticeably lower than the tip of the overtone instability strip. This is in agreement with the SMC observations (Fig. 5 of Udalski *et al.* 1999) which show a higher luminosity regime in which both F and O Cepheids occur, and a lower luminosity one in which the DM Cepheids lie (with the exception of a single star).

²In some computations, with different α parameters, slightly more complicated interfaces have also been obtained .

The RR Lyrae stars, at least within a given cluster, have essentially the same luminosity, mass and composition. The modal selection diagram is therefore essentially the same as for a narrow horizontal strip in the lower part of Fig. 2.

6. Classical Cepheid Pulsations

The classical Cepheids are much more diverse than the RR Lyrae stars. They span a wide range of masses, luminosities and metallicities. There are a great deal more observational constraints as well many of which have been summarized in BK00.

For example, the overtone Cepheids have a maximum period P_1^{max} which occurs at the high luminosity tip of the IS. Next, resonances play an important role, viz. a $P_2/P_0 = 1/2$ resonance at about 10 days and a $P_4/P_1 = 1/2$ resonance around 3–4.5 days. This is evidenced by the structure of the Fourier decomposition coefficients of the light and radial velocity curves. We note that in principle it is possible to obtain a purely 'pulsational' mass–luminosity relation by taking advantage of these two resonances. The periods and T_{eff} at which DM behavior can occur, as well as the F/O, respectively O₂/O₁ amplitude ratios add a very tight constraint as well.

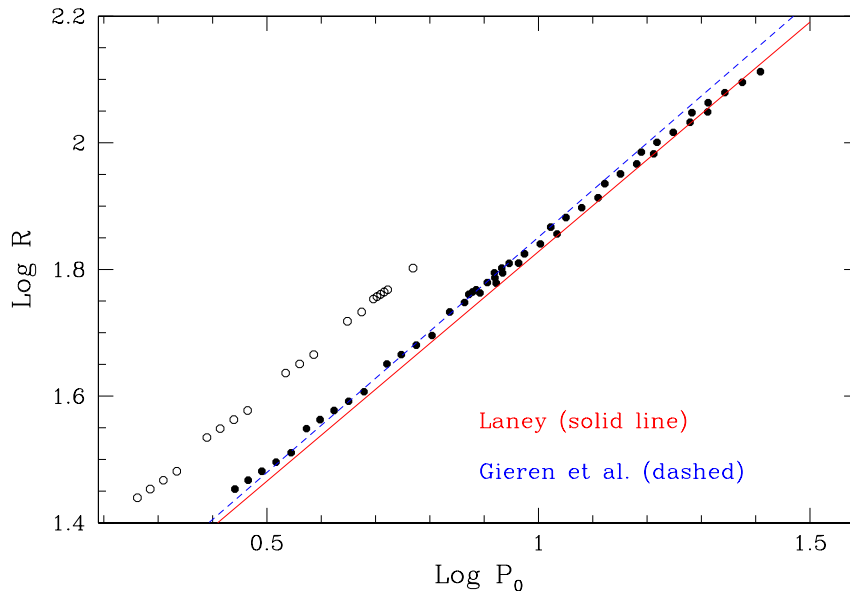


Fig. 3: Period-radius relation for Galactic Cepheids

Radiative Cepheid models were found wanting in many respects, besides the obvious one of not providing a red edge (for a review *c.f.* Buchler 1998). In particular the discrepancies are largest for the low Z models for which the linear growth-rates and consequently the pulsation amplitudes are much too large. The resonance masses are also much too small to agree with stellar evolution calculations as was discussed in Buchler, Kolláth, Beaulieu & Goupil (1996).

The question therefore arises whether convection can provide a differentially stronger dissipation for the low Z models.

There have been a number of Cepheid computations by the Italian, Vienna and Florida groups, but no comprehensive calculations have yet been made to see if all observational constraints can be simultaneously satisfied. However, there are some good news. For example, with the convective hydrocodes it seems possible to improve the light and radial velocity curves, and in particular to obtain the wide excursion in the observed ϕ_{21} Fourier phase of the overtone Cepheids in which purely radiative models had failed. The most dramatic achievement though is the modelling of DM behavior in Beat Cepheids (KBBY98).

Interestingly, despite seven adjustable α parameters it was not possible to impose both the observed upper limit for the period of the first overtone Cepheids and obtain a reasonable width of the fundamental instability strip! This problem was solved when we included the physically required correction for inefficient convection (small Péclet number) (BK00), but at the expense of an additional, eighth free α parameter.

Some properties, such as period-radius relations seem relatively insensitive to the values of the alphas. In Figure 3 we show the P-R relation that we obtain for Galactic Cepheid models, compared to the observational data. A very similar agreement has been obtained by Bono *et al.* (1999).

Observations show that the SMC, LMC and Galactic Cepheids are remarkably similar. For example, the maximum first overtone periods lie around 6 days.³ They have approximately the same luminosity, the same pulsation amplitudes, the same Fourier decomposition coefficients, and the dominant F and O1 resonances are almost in the same place, *i.e.* near 10d and 3-4.5d, respectively.

The not-so-good news is that at this time it does not seem possible to obtain good models both for the Galactic and for the low Z Magellanic Cloud Cepheids with the same calibration of the eight α parameters. Turbulent convection does not provide larger dissipation for the low Z models. The difficulty that was encountered with the radiative models thus persists with the convective models, and one may wonder whether the difficulty still lies with the opacities, this time with H, He or with the lower temperature H^- and molecular opacities.

7. Pop. II Cepheid Pulsations

Pop. II Cepheids are variable stars that have lower metallicity than their classical siblings. They also are believed to have much smaller masses for the same luminosity, which makes them on the one hand much more linearly unstable to vibrations, and on the other hand causes much larger pulsation amplitudes.

Observationally these stars, known as W Vir and RV Tau stars, range from periodic at low periods to strongly irregular at cycling times of 70 days. The irregular behavior seems to set in at period of about 25–30 days (Arp 1955, Pollard, this volume).

³If one disregards V440 Per which may be an oddball.

The recent nonlinear analysis of the AAVSO observational data of R Sct (Buchler, Kolláth, Serre & Mattei 1995) and of AC Her (Kolláth, Buchler, Serre & Mattei 1998) showed very clearly that the mechanism for the irregular behavior is the nonlinear interaction between the excited (linearly unstable) mode and a (linearly stable) overtone. Technically speaking, the dynamics takes place in a 4D subspace of phase-space and the pulsations are thus low-dimensional chaos,

This analysis corroborates numerical hydrodynamical results obtained a decade ago which showed that the irregular behavior of W Vir models was also due to low-dimensional chaos (Buchler & Kovács 1986, Kovács & Buchler 1997, Aikawa 1987, Buchler, Goupil & Kovács 1987). However, the onset of the irregular behavior occurred in these radiative models with periods as low 8 days, *i.e.* much lower than observations indicate. Glasner & Buchler (1990) included a very simplistic MLT model in the hydro-code, and this pushed the onset of chaos to higher periods. More recent calculations with the TC Florida code also show a shift in the same direction.

The basic nature of the irregular behavior is now understood, but clearly more work is necessary to obtain more detailed agreement with the observations.

8. Mira Pulsations

Convection plays an essential role in the cool and very extended Mira variables, and they are hard to model with much confidence. There is still a debate about whether the stars pulsate in the fundamental or the first overtone mode.

Ya'ari & Tuchman (1996) have modelled the nonlinear pulsations of these stars with very interesting results (see also Dorfi & Feuchtinger in this Volume). The large amplitude pulsations that develop cause a structural rearrangement of the star. Consequently the nonlinear period is quite different from both the linear fundamental and first overtone periods. However, convection is treated with a standard time-independent MLT approach, and unfortunately eddy viscosity is ignored in their computations. The latter reduces the pulsational amplitude, and could cause a qualitative change in the results.

9. Conclusions

In recent years several groups have included a description of turbulent convection in their hydrocodes. The addition of a simple nonlinear time-dependent diffusion equation for turbulent energy with concomitant convective flux and eddy viscous pressure has led to important improvements in RR Lyrae and in Cepheid models. Most striking has been the ability of these codes to model DM pulsations in both RR Lyrae and Cepheids.

However, it is clear that small discrepancies remain in the RR Lyrae models, both the the single mode RRab and RRc, as well as in the double-mode RRd. The next step is to see if a better calibration of the free α parameters can bring us in a better agreement with the plethora of observational data.

In the Cepheid modelling, one obtains reasonable agreement for the Galactic Cepheids, even with a preliminary crude calibration, but for the time being it remains a puzzle why the low Z models fail so strikingly.

10. Acknowledgements

It is a pleasure to acknowledge numerous valuable discussions with my collaborators Z. Kolláth, P. Yecko, M.-J. Goupil, J.-P. Beaulieu and M. Feuchtinger. This work has been supported by the National Science Foundation (AST9528338, AST9819608, INT9820805).

References

- Aikawa, T. 1987, *ApSS*, 139, 281
- Arp, H. C. 1955, *AJ* 60, 1.
- Baker, N. 1987, in *Physical processes in comets, stars, and active galaxies*, eds., W. Hillebrandt, E. Meyer-Hofmeister, and H.-C. Thomas, Springer, NY.
- Beaulieu, J.P. *et al.* 1995, *AA* 303, 137
- Bono, G., Stellingwerf, R.F. 1994, *ApJ Suppl* 93, 233–269
- Bono, G., F. Caputo, V. Castellani & M. Marconi, 1997, *AA* 121, 327.
- Bono, G., F. Caputo, V. Castellani, & M. Marconi, 1999, *ApJ* 512, 711
- Buchler, J. R. 1998, in *A Half Century of Stellar Pulsation Interpretations: A Tribute to Arthur N. Cox*, eds. P.A. Bradley & J.A. Guzik, ASP 135, 220
- Buchler & Kandrup, 2000, *Proceedings of the Florida Workshop on Astrophysical Turbulence and Convection*, An. N. Y. Acad. Sci. (in press)
- Buchler, J. R. & Kolláth, Z. 2000, in Buchler & Kandrup. *loc. cit.*
- Buchler, J.R., Kolláth, Z., Beaulieu, J.P., Goupil, M.J., 1996, *ApJLett* 462, L83
- Buchler, J. R., Kolláth, Z., Serre, T. & Mattei, J. 1996, *A Nonlinear Analysis of the Variable Star R Scuti*, *Astrophysical Journal*, 462, 489–504.
- Buchler, J.R., Goupil, M.J. & Kovács, Z. 1986, *Physics Lett. A* 126, 177
- Buchler, J.R. & Kovács, Z. 1986, *ApJ* 320, L57-L62
- Buchler, J.R. & Kovács, Z. 1986, *ApJ* 308, 661
- Buchler, J. R., Serre, T., Kolláth, Z. & Mattei, J. 1995, *A Chaotic Pulsating Star – The Case of R Scuti*, *Physical Review Letters* 74, 842–845.
- Buchler, J. R., Yecko, P., Kolláth, Z., Goupil, M. J. 1999, *Turbulent Convection in Pulsating Stars*, in Giménez *et al.*, *loc. cit.*; (also astro-ph/9901188)
- Buchler, Goupil & Kovács 1987
- Cattaneo, F. Brummell, N. H. & Toomre, J. 1991, *ApJ* 370, 282.
- Cox, J. P. & Giuli R. T. 1969, *Principles of Stellar Structure* (New York: Gordon and Breach)
- Feuchtinger, M. U. 1998, *AA* 337, L29
- Feuchtinger, M. U. 1999a, *AA Suppl* 136, 217
- Feuchtinger, M. 1999b, *A&A*, in press
- Gehmeyr, M. 1992, *ApJ* 399, 265
- Gehmeyr, M., Winkler, K.-H. A. 1992, *AA* 253, 92–100; *ibid.* 253, 101–112
- Glasner, A. & Buchler, J. R. 1990, in *The Numerical Modelling of Nonlinear Stellar Pulsations; Problems and Prospects*, ed. J. R. Buchler, NATO ASI Ser. C302 (Dordrecht : Kluwer), p. 109

- Kolláth, Z., Beaulieu, J.P., Buchler, J. R. & Yecko, P., 1998, 502, L55 [KBBY]
- Kolláth, Z., Buchler, J. R., Serre, T. & Mattei, J. 1998, *Analysis of the Irregular Pulsations of AC Herculis*, Astronomy & Astrophysics, Vol. 329, 147–155.
- Kovács, G. & Buchler, J.R. 1987, ApJ 324, 971
- Kuhfuß, R. 1986, AA 160, 116
- Giménez, A., Guinan E.F. and Montesinos, B. 1999, *Theory and Tests of Convection in Stellar Structure*, ASP Conf. Ser. Vol 173.
- Stellingwerf, R.F. 1982, ApJ 262, 330
- Udalski et al. 1999, Acta Astronomica 49, 1 (astro-ph/9903391).
- Wuchterl, G. & Feuchtinger, M. 1998, AA 340, 419.
- Ya'ari, A. & Tuchman, Y., 1996, ApJ 456, 350
- Yecko, P., Kolláth Z., Buchler, J. R. 1998, A&A 336, 553 [YKB]