

V.V. Vassiliev¹, D.A. Carter-Lewis⁵, A.M. Hillas², M.P. Kertzman³, J. Knapp²,

F. Krennrich⁵, R.W. Lessard⁴, H.J. Rose², G.H. Sembroski⁴

¹ FLWO, Harvard-Smithsonian CfA, P.O. Box 97, Amado, AZ 85645, USA

² University of Leeds, Leeds LS2 9JT, UK

³ De Pauw University, Greencastle, IN 46135, USA

⁴ Purdue University, West Lafayette, IN 47907, USA

⁵ Iowa State University, Ames, IA 50011, USA

Abstract

VERITAS is a proposed major ground-based gamma-ray observatory to be built at the Whipple Observatory in southern Arizona, USA. It will consist of an array of seven 10m imaging Cherenkov telescopes designed to conduct gamma-ray observations in the energy range of 50 GeV - 50 TeV. A description of the baseline VERITAS design and optimization criteria are presented. We provide basic characteristics of the array performance for observations of point sources, such as angular resolution, energy threshold, energy resolution, and integral flux sensitivity. The limiting factors of the VERITAS performance are discussed.

1 Introduction:

Recent discoveries in ground-based Very High Energy (VHE) astronomy (reviewed in Ong 1998) has been achieved due to two major advances in the atmospheric Cherenkov technique; imaging (Hillas 1985, Fegan 1997), and stereoscopy (Aharonian et al. 1997a, 1997b, Krennrich et al. 1995) of the observations of atmospheric cascades. The former, pioneered at the Whipple and Crimean γ -ray observatories, has been adopted now by most existing ground based γ -ray instruments. The latter, demonstrated by the HEGRA collaboration, is now being considered as a prime technique for the next generation of ground-based VHE observatories: VERITAS (Weekes et al. 1999), HESS (Aharonian et al. 1999), and NEW CANGAROO (Tanimori et al. 1999). The scientific goals of these projects are described elsewhere (Weekes et al. 1999), the summary of the physics highlights to be accomplished with VERITAS instrument are presented by Bradbury et al. (1999). In this submission, we summarize the technical characteristics of VERITAS and discuss the major performance parameters of this proposed VHE observatory.

2 Technical characteristics:

The VERITAS design has been optimized for maximum sensitivity to point sources in the energy range 100 GeV - 10 TeV, but with significant sensitivity in the range 50 GeV - 100 GeV and from 10 TeV to 50 TeV. Optimization has been performed with fixed total number of channels which determines the cost of the project. The suggested layout of the array is shown in Figure 1, and its specifications are provided in Table 1. Brief arguments for the baseline configuration can be found in Vassiliev et al. (1999), while design simulations of VERITAS are described in Weekes et al. (1999). The underlying motivations for the array design were derived from the physics goals of the project to create an instrument sensitive to ~ 100 GeV photons with high angular and energy resolutions, but also versatile enough to accomplish a variety of astronomical tasks: point source observations with a low energy threshold, observation of extended sources, sky surveys, and simultaneous monitoring of several objects. Some of the physics goals would require a different, sometimes incompatible, optimum VERITAS design. For example,

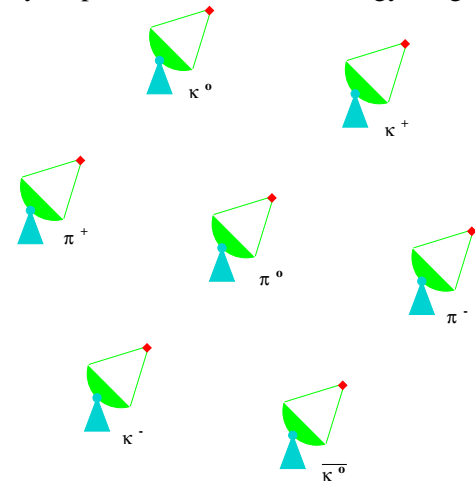


Figure 1: VERITAS hexagonal layout

Table 1: Specifications of the baseline VERITAS design.

Location	Montosa Canyon, Arizona, USA
Array elevation	1390 m a.s.l.
Number of telescopes	7 (hexagonal layout)
Telescope spacing	80 m
Mirror	Davies-Cotton
Reflector aperture/area	10 m / 78.6 m ²
Focal length	12 m
Facets	244, 61 cm hexagon
Camera	Homogeneous
Field of View	3.5 deg
Number of pixels	499
Pixel Spacing	0.148 deg

are detected and successfully reconstructed, will have energies lower than 75 GeV extending the sensitive energy range of VERITAS to at least 50 GeV.

3 Performance characteristics:

The energy threshold of VERITAS is limited by fluctuations of the Night Sky Background (NSB). To suppress spurious accidental signals, a pattern trigger has been developed and tested (Bradbury et al. 1999). To operate telescopes at the highest rate and minimum energy threshold, a 500 MHz flash ADC system will be used (Buckley et al. 1999) which virtually eliminates the dead time of the array. Utilizing these technologies, we expect that VERITAS will be able to operate at a threshold of 4 – 7 photoelectrons (pe) per pixel requiring coincidence between 2,3 telescopes of the array within 40 nsec, and coincidence between 2,3 adjacent pixels of the cameras within 15 nsec. Depending on the brightness of the different regions of the sky we expect to achieve an energy threshold of 70 – 100 GeV for point source observations with maximum sensitivity. The energy threshold, E_t , of VERITAS is defined here as the photon energy at which the differential detection rate of the photons (retained for analysis after all selection cuts) from a source with spectrum $\propto E^{-2.5}$ is maximal. Thus, the array energy threshold is directly related to an array trigger threshold defined by a hardware or software cut on the number of photoelectrons in the second or third adjacent pixel of the shower image.

When the array operates at the lowest energy threshold, requiring a trigger of 3 adjacent pixels and 3 out of 7 telescopes, the collection area of VERITAS will be $1.1 - 7.4 \times 10^4 \text{m}^2$ for 100 GeV, $10 - 25 \times 10^4 \text{m}^2$ for 1 TeV, and $13 - 34 \times 10^4 \text{m}^2$ for 10 TeV. The upper bounds correspond to all photons from the point source which trigger the array and whose arrival direction is reconstructed within the camera field of view. The lower bounds correspond to photons which satisfy strict reconstruction criteria which effectively remove the cosmic-ray background allowing observations with maximum sensitivity. The high angular resolution of the array

detection of high energy photons (10 – 50 TeV) and observation of objects with large angular extent ($> 1^\circ$) generally require a larger field of view for the instrument. VERITAS will accomplish such tasks by observation of astrophysical objects at large zenith angles and by different array operation modes, e.g., offset pointing of individual telescopes to cover an extended object. At the same time the small, 0.15° , pixel size of the telescope cameras provides a substantial sensitivity to photons with energies below 75 GeV, the expected energy threshold of VERITAS for point source observations. Approximately 20% of the photons, which

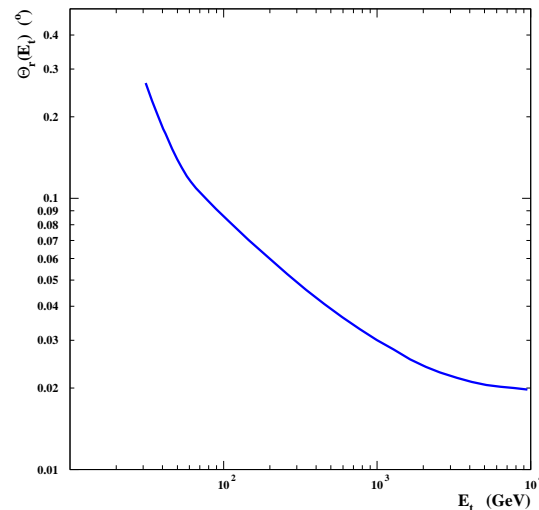


Figure 2: Angular resolution of VERITAS for a single photon as a function of array energy threshold. Selection criteria for photons correspond to VERITAS operation with maximum sensitivity to a point source.

(shown in Fig. 2) is one of the most important characteristics of VERITAS to point sources. We expect that VERITAS will have better angular resolution than any existing detector operating above a few MeV. The excellent angular resolution of the array is due to stereoscopic imaging. For a single telescope, the photon arrival direction is better defined in the direction perpendicular to the main axis of the image. The parallel direction is reasonably constrained by image ellipticity (Buckley et al. 1998). Multiple sampling of the shower from several telescopes allows precise reconstruction of the photon origin in both directions. This feature of the array will also be critical for mapping the emission regions of extended sources with accuracy close to one arcminute.

The performance of VERITAS is summarized by its flux sensitivity. The minimum detectable flux of γ -rays is defined by the confidence level required for detection or the statistics of the detected photons. We require a 5σ excess of γ -rays above the background, or 10 photons (below this, Poisson statistics must be used to derive the confidence level). We estimate the flux sensitivity for 50 hours of observations on an object with a spectrum $\propto E^{-2.5}$, which is close to the Crab Nebula spectrum seen in this energy range.

The γ -ray flux sensitivity of VERITAS for point sources as a function of array energy threshold is shown in Figure 3. The complex shape of the sensitivity curve is caused by different energy regions being dominated by the different backgrounds as indicated in the figure. For energies above 2–3 TeV, the sensitivity of VERITAS is limited by photon statistics. Larger telescope fields of view can improve this sensitivity in the future, as can large zenith angle observations.

In the region near 1 TeV, the sensitivity is limited by rare cosmic-ray protons which mimic γ -rays by converting most of their energy into an electromagnetic cascade in the first few interactions. A chain of very rare coincidences must occur for such events to pass all selection criteria: almost all of the proton's energy must be transferred to an electromagnetic cascade leaving no hadronic shower core; the transverse momentum distribution of secondary photons must be very narrow to generate a compact cascade; the axis of the shower must be precisely aligned with the telescope axis; and the impact parameter of such a shower cannot be large if it is to produce a well-defined image. The rate of such events is not known exactly due to large variations in MC predictions caused by uncertainties in the different hadronic interaction models used. Therefore, we show the estimated rate of such events. In the energy region between 200 GeV and ~ 1 TeV, the background rejection of VERITAS is so good that diffuse cosmic-ray electrons are the dominant background instead of hadronic cosmic rays. The diffuse electron spectrum is very steep, so the decrease in the sensitivity of VERITAS with decreasing energy is more rapid in this region. Because electrons and γ -rays produce nearly identical electromagnetic cascades in the atmosphere, the only way to reduce this background is with improved angular resolution algorithms. Increasing the quantum efficiency of the photodetectors and decreasing the pixel size in future VERITAS upgrades will also improve array performance in this region. The region below 200 GeV is limited by the NSB and cosmic-ray protons. At this level, the amount of collected Cherenkov light is so small that shower images have very few pixels which pass the image cleaning process. As such, small fluctuations in the NSB significantly affect the reconstruction of both γ -rays and protons. Thus, the amount of NSB light determines the sensitivity of VERITAS in this region (and thereby the energy thresh-

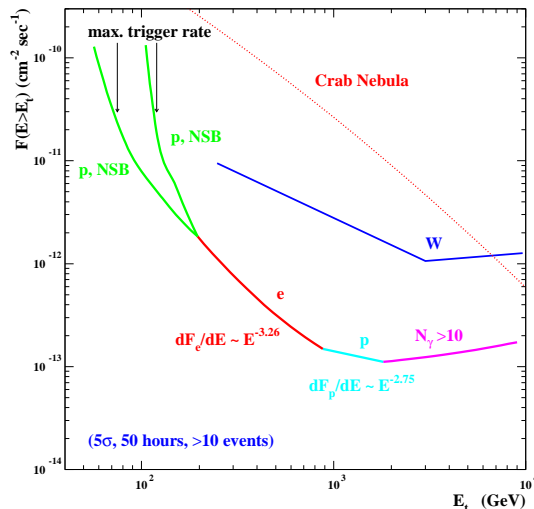


Figure 3: The sensitivity of VERITAS to point-like sources in 50 hours of observing. The dominant background as a function of energy threshold is indicated (see text for details). The two curves at low energies indicate the sensitivity of VERITAS in dark (lower curve) and bright (upper curve) NSB regions. The integral flux from the Crab Nebulae (Hillas et al. 1998) and estimated sensitivity of the Whipple telescope are given for comparison.

old). The more sensitive of the two curves indicates a relatively dark observation region (like an AGN with no bright stars in the FoV) while the less sensitive curve indicates a region where the NSB light is approximately 4 times brighter (like in some regions of the Galactic plane). The arrows show the lowest energy threshold at which VERITAS will be able to operate, limited by the higher than 1 MHz accidental trigger rates of single telescopes caused by the NSB. We anticipate a counting rate of 20 – 40 well reconstructed photons per minute from the Crab Nebula for VERITAS observations close to these limits.

The energy resolution of VERITAS will be considerably better than that of the Whipple Observatory telescope for three reasons: (1) the shower core location will be known with an accuracy of about 10 m, (2) several telescopes will view each event at different distances from the shower core, and (3) each camera will have finer pixelation (0.15° vs. 0.25°). For the Whipple telescope, the RMS energy resolution using the technique described in Mohanty et al. (1998) gives $\Delta E/E \approx 0.35$. We adopted this method for stereoscopic observations, as explained in Weekes et al. (1999), and obtained the energy resolution shown in Figure 4. For our estimates, we used simulated showers from γ -rays with energies > 100 GeV whose size was above 10 pe per image, core location was in the range 65 – 180 m from telescope, the position of the image centroid was in the interval $0.5 - 1.4^\circ$, and whose arrival direction was reconstructed to within 0.1° of the source position. The resolution improves slowly as the energy of the shower increases. For low energy events (~ 100 GeV) the resolution will likely be improved through more sophisticated energy estimates and through the use of more restrictive cuts on events used in the energy analysis. The improved energy resolution of VERITAS will help resolve spectral features, such as a possible neutralino annihilation line from the Galactic center or spectral cut-offs in AGN, and permit better estimation of characteristics of the emission regions in sources, such as the magnetic field in the vicinity of SNRs and AGN.

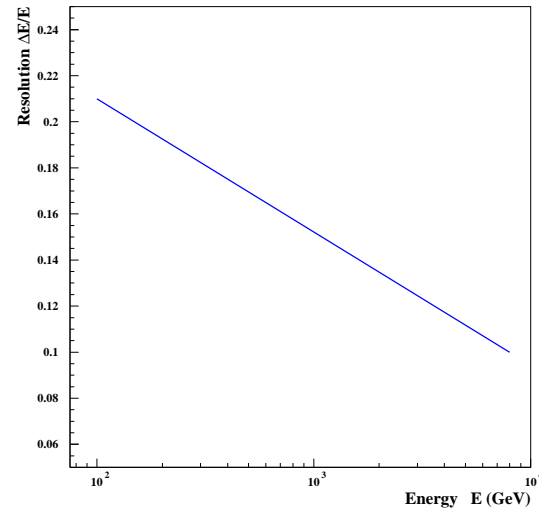
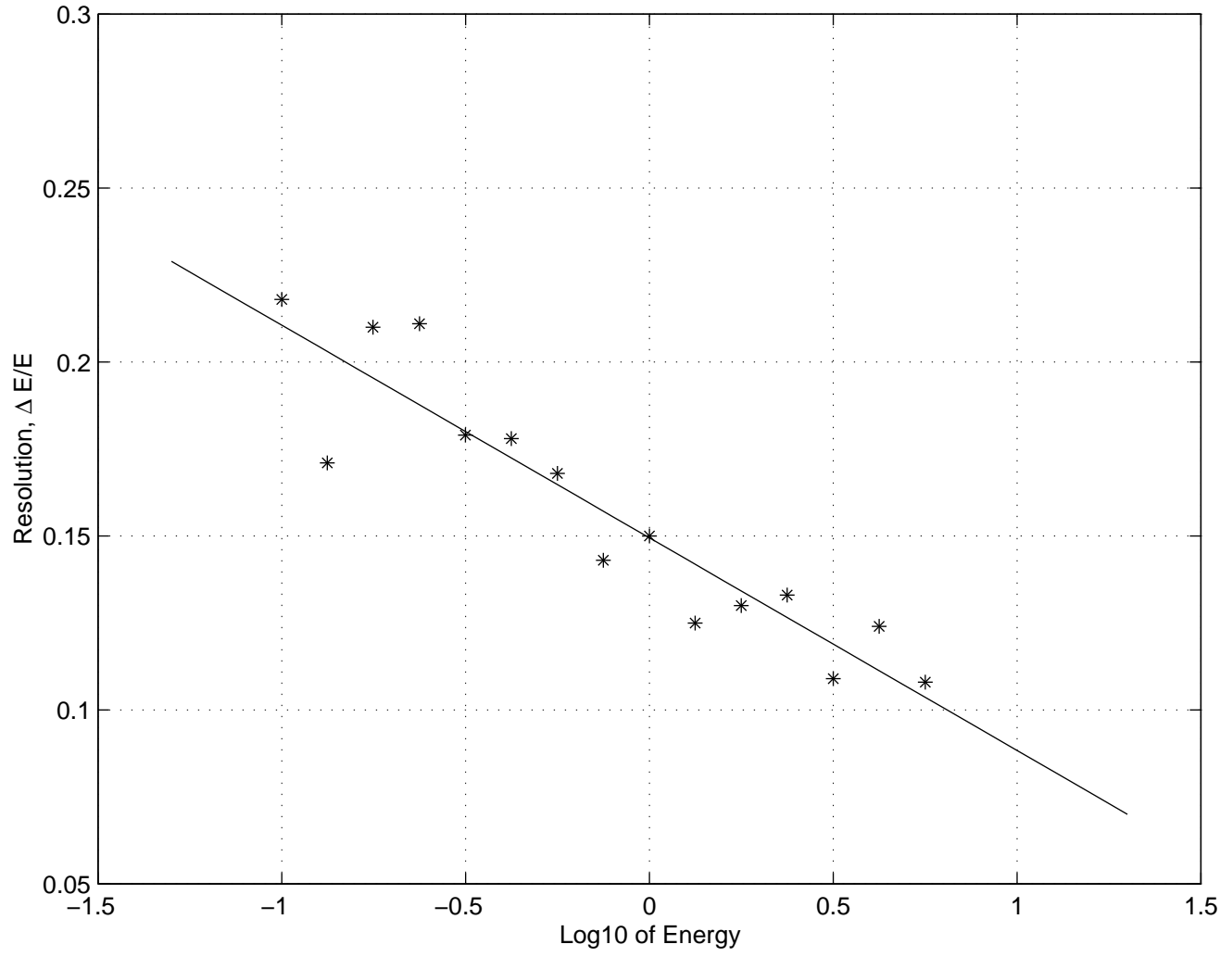


Figure 4: Estimate of VERITAS energy resolution

References

- Aharonian, F.A., 1997a, *Astroparticle Physics*, 6, 343
 Aharonian, F.A., 1997b, *Astroparticle Physics*, 6, 369
 Aharonian, F., et al. 1999, Proc. 26th ICRC (Salt Lake City) OG.4.3.24
 Bradbury, S., et al. 1999, Proc. 26th ICRC (Salt Lake City) OG.4.3.28
 Bradbury, S., et al. 1999, Proc. 26th ICRC (Salt Lake City) OG.4.3.21
 Buckley, J., et al. 1999, Proc. 26th ICRC (Salt Lake City) OG.4.3.22
 Buckley, J., et al. 1998, *A & A*, 329, 639
 Fegan, D.J., 1997, *J. Phys. G: Nucl. Part. Phys.*, 23, 1013
 Hillas, A.M., 1985, in Proc. 19th ICRC (La Jolla), 3, 445
 Hillas, A.M., et al. 1998, *ApJ*, 503, 744
 Krennrich, F., et al. 1995, *Exp. Ast.*, 6, 285
 Mohanty, G., et al. 1998, *Astroparticle Physics*, 9, 15
 Ong, R.A., 1998, *Physics Reports*, 305, 93
 Tanimori, T., et al. 1999, Proc. 26th ICRC (Salt Lake City) OG.4.3.04
 Vassiliev, V.V. et al. 1999, *Astroparticle Physics*, in press
 Weekes, T.C., et al. 1999, VERITAS, proposal to SAGENAP

Array Energy Resolution, Trigger 2a



VERITAS: Performance characteristics (baseline design).

V.V. Vassiliev¹, D.A. Carter-Lewis⁵, A.M. Hillas², M.P. Kertzman³, J. Knapp²,
F. Krennrich⁵, R.W. Lessard⁴, H.J. Rose², G.H. Sembroski⁴

¹ *FLWO, Harvard-Smithsonian CfA, P.O. Box 97, Amado, AZ 85645, USA*

² *University of Leeds, Leeds LS2 9JT, UK*

³ *De Pauw University, Greencastle, IN 46135, USA*

⁴ *Purdue University, West Lafayette, IN 47907, USA*

⁵ *Iowa State University, Ames, IA 50011, USA*

Abstract

VERITAS is a proposed major ground-based gamma-ray observatory to be built at the Whipple Observatory in southern Arizona, USA. It will consist of an array of seven 10m imaging Cherenkov telescopes designed to conduct gamma-ray observations in the energy range of 50 GeV - 50 TeV. A description of the baseline VERITAS design and optimization criteria are presented. We provide basic characteristics of the array performance for observations of point sources, such as angular resolution, energy threshold, energy resolution, and integral flux sensitivity. The limiting factors of the VERITAS performance are discussed.

1 Introduction:

Recent discoveries in ground-based Very High Energy (VHE) astronomy (reviewed in Ong 1998) has been achieved due to two major advances in the atmospheric Cherenkov technique; imaging (Hillas 1985, Fegan 1997), and stereoscopy (Aharonian et al. 1997a, 1997b, Krennrich et al. 1995) of the observations of atmospheric cascades. The former, pioneered at the Whipple and Crimean γ -ray observatories, has been adopted now by most existing ground based γ -ray instruments. The latter, demonstrated by the HEGRA collaboration, is now being considered as a prime technique for the next generation of ground-based VHE observatories: VERITAS (Weekes et al. 1999), HESS (Aharonian et al. 1999), and NEW CANGAROO (Tanimori et al. 1999). The scientific goals of these projects are described elsewhere (Weekes et al. 1999), the summary of the physics highlights to be accomplished with VERITAS instrument are presented by Bradbury et al. (1999). In this submission, we summarize the technical characteristics of VERITAS and discuss the major performance parameters of this proposed VHE observatory.

2 Technical characteristics:

The VERITAS design has been optimized for maximum sensitivity to point sources in the energy range 100 GeV - 10 TeV, but with significant sensitivity in the range 50 GeV - 100 GeV and from 10 TeV to 50 TeV. Optimization has been performed with fixed total number of channels which determines the cost of the project. The suggested layout of the array is shown in Figure 1, and its specifications are provided in Table 1. Brief arguments for the baseline configuration can be found in Vassiliev et al. (1999), while design simulations of VERITAS are described in Weekes et al. (1999). The underlying motivations for the array design were derived from the physics goals of the project to create an instrument sensitive to ~ 100 GeV photons with high angular and energy resolutions, but also versatile enough to accomplish a variety of astronomical tasks: point source observations with a low energy threshold, observation of extended sources, sky surveys, and simultaneous monitoring of several objects. Some of the physics goals would require a different, sometimes incompatible, optimum VERITAS design. For example,

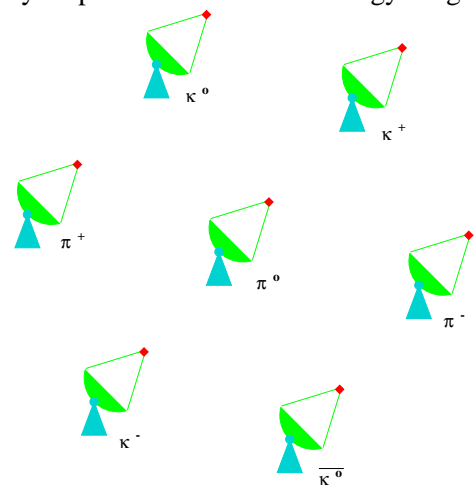


Figure 1: VERITAS hexagonal layout

Table 1: Specifications of the baseline VERITAS design.

Location	Montosa Canyon, Arizona, USA
Array elevation	1390 m a.s.l.
Number of telescopes	7 (hexagonal layout)
Telescope spacing	80 m
Mirror	Davies-Cotton
Reflector aperture/area	10 m / 78.6 m ²
Focal length	12 m
Facets	244, 61 cm hexagon
Camera	Homogeneous
Field of View	3.5 deg
Number of pixels	499
Pixel Spacing	0.148 deg

are detected and successfully reconstructed, will have energies lower than 75 GeV extending the sensitive energy range of VERITAS to at least 50 GeV.

3 Performance characteristics:

The energy threshold of VERITAS is limited by fluctuations of the Night Sky Background (NSB). To suppress spurious accidental signals, a pattern trigger has been developed and tested (Bradbury et al. 1999). To operate telescopes at the highest rate and minimum energy threshold, a 500 MHz flash ADC system will be used (Buckley et al. 1999) which virtually eliminates the dead time of the array. Utilizing these technologies, we expect that VERITAS will be able to operate at a threshold of 4 – 7 photoelectrons (pe) per pixel requiring coincidence between 2,3 telescopes of the array within 40 nsec, and coincidence between 2,3 adjacent pixels of the cameras within 15 nsec. Depending on the brightness of the different regions of the sky we expect to achieve an energy threshold of 70 – 100 GeV for point source observations with maximum sensitivity. The energy threshold, E_t , of VERITAS is defined here as the photon energy at which the differential detection rate of the photons (retained for analysis after all selection cuts) from a source with spectrum $\propto E^{-2.5}$ is maximal. Thus, the array energy threshold is directly related to an array trigger threshold defined by a hardware or software cut on the number of photoelectrons in the second or third adjacent pixel of the shower image.

When the array operates at the lowest energy threshold, requiring a trigger of 3 adjacent pixels and 3 out of 7 telescopes, the collection area of VERITAS will be $1.1 - 7.4 \times 10^4 \text{m}^2$ for 100 GeV, $10 - 25 \times 10^4 \text{m}^2$ for 1 TeV, and $13 - 34 \times 10^4 \text{m}^2$ for 10 TeV. The upper bounds correspond to all photons from the point source which trigger the array and whose arrival direction is reconstructed within the camera field of view. The lower bounds correspond to photons which satisfy strict reconstruction criteria which effectively remove the cosmic-ray background allowing observations with maximum sensitivity. The high angular resolution of the array

detection of high energy photons (10 – 50 TeV) and observation of objects with large angular extent ($> 1^\circ$) generally require a larger field of view for the instrument. VERITAS will accomplish such tasks by observation of astrophysical objects at large zenith angles and by different array operation modes, e.g., offset pointing of individual telescopes to cover an extended object. At the same time the small, 0.15° , pixel size of the telescope cameras provides a substantial sensitivity to photons with energies below 75 GeV, the expected energy threshold of VERITAS for point source observations. Approximately 20% of the photons, which

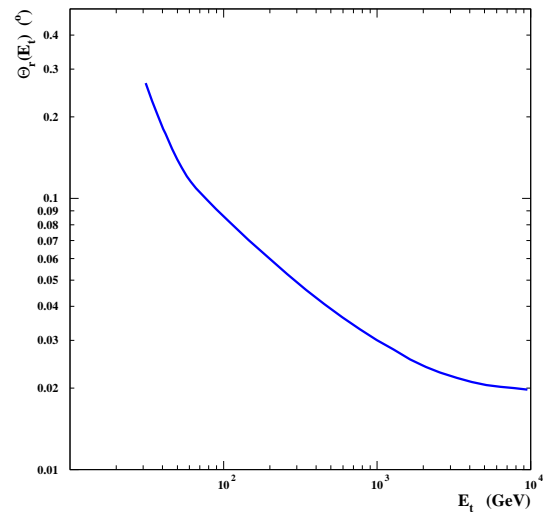


Figure 2: Angular resolution of VERITAS for a single photon as a function of array energy threshold. Selection criteria for photons correspond to VERITAS operation with maximum sensitivity to a point source.

(shown in Fig. 2) is one of the most important characteristics which determines the sensitivity of VERITAS to point sources. We expect that VERITAS will have better angular resolution than any existing detector operating above a few MeV. The excellent angular resolution of the array is due to stereoscopic imaging. For a single telescope, the photon arrival direction is better defined in the direction perpendicular to the main axis of the image. The parallel direction is reasonably constrained by image ellipticity (Buckley et al. 1998). Multiple sampling of the shower from several telescopes allows precise reconstruction of the photon origin in both directions. This feature of the array will also be critical for mapping the emission regions of extended sources with accuracy close to one arcminute.

The performance of VERITAS is summarized by its flux sensitivity. The minimum detectable flux of γ -rays is defined by the confidence level required for detection or the statistics of the detected photons. We require a 5σ excess of γ -rays above the background, or 10 photons (below this, Poisson statistics must be used to derive the confidence level). We estimate the flux sensitivity for 50 hours of observations on an object with a spectrum $\propto E^{-2.5}$, which is close to the Crab Nebula spectrum seen in this energy range.

The γ -ray flux sensitivity of VERITAS for point sources as a function of array energy threshold is shown in Figure 3. The complex shape of the sensitivity curve is caused by different energy regions being dominated by the different backgrounds as indicated in the figure.

For energies above 2 – 3 TeV, the sensitivity of VERITAS is limited by photon statistics. Larger telescope fields of view can improve this sensitivity in the future, as can large zenith angle observations. In the region near 1 TeV, the sensitivity is limited by rare cosmic-ray protons which mimic γ -rays by converting most of their energy into an electromagnetic cascade in the first few interactions. A chain of very rare coincidences must occur for such events to pass all selection criteria: almost all of the proton's energy must be transferred to an electromagnetic cascade leaving no hadronic shower core; the transverse momentum distribution of secondary photons must be very narrow to generate a compact cascade; the axis of the shower must be precisely aligned with the telescope axis; and the impact parameter of such a shower cannot be large if it is to produce a well-defined image. The rate of such events is not known exactly due to large variations in MC predictions caused by uncertainties in the different hadronic interaction models used. Therefore, we show the estimated rate of such events. In the energy region between 200 GeV and ~ 1 TeV, the background rejection of VERITAS is so good that diffuse cosmic-ray electrons are the dominant background instead of hadronic cosmic rays. The diffuse electron spectrum is very steep, so the decrease in the sensitivity of VERITAS with decreasing energy is more rapid in this region. Because electrons and γ -rays produce nearly identical electromagnetic cascades in the atmosphere, the only way to reduce this background is with improved angular resolution algorithms. Increasing the quantum efficiency of the photodetectors and decreasing the pixel size in future VERITAS upgrades will also improve array performance in this region. The region below 200 GeV is limited by the NSB and cosmic-ray protons. At this level, the amount of collected Cherenkov light is so small that shower images have very few pixels which pass the image cleaning process. As such, small fluctuations in the NSB significantly affect the reconstruction of both γ -rays and protons. Thus, the amount of NSB light determines the sensitivity of VERITAS in this region (and thereby the energy thresh-

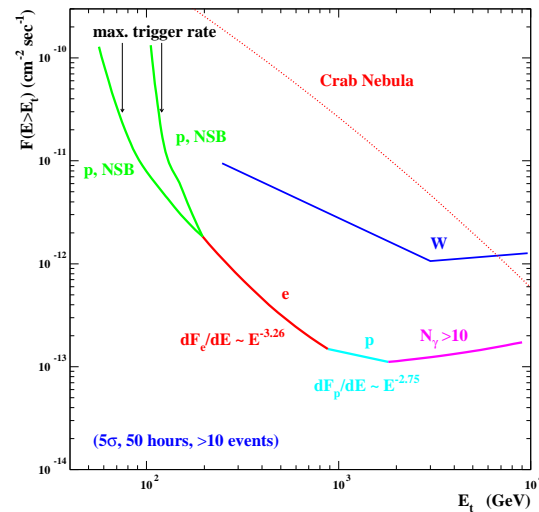


Figure 3: The sensitivity of VERITAS to point-like sources in 50 hours of observing. The dominant background as a function of energy threshold is indicated (see text for details). The two curves at low energies indicate the sensitivity of VERITAS in dark (lower curve) and bright (upper curve) NSB regions. The integral flux from the Crab Nebulae (Hillas et al. 1998) and estimated sensitivity of the Whipple telescope are given for comparison.

old). The more sensitive of the two curves indicates a relatively dark observation region (like an AGN with no bright stars in the FoV) while the less sensitive curve indicates a region where the NSB light is approximately 4 times brighter (like in some regions of the Galactic plane). The arrows show the lowest energy threshold at which VERITAS will be able to operate, limited by the higher than 1 MHz accidental trigger rates of single telescopes caused by the NSB. We anticipate a counting rate of 20 – 40 well reconstructed photons per minute from the Crab Nebula for VERITAS observations close to these limits.

The energy resolution of VERITAS will be considerably better than that of the Whipple Observatory telescope for three reasons: (1) the shower core location will be known with an accuracy of about 10 m, (2) several telescopes will view each event at different distances from the shower core, and (3) each camera will have finer pixelation (0.15° vs. 0.25°). For the Whipple telescope, the RMS energy resolution using the technique described in Mohanty et al. (1998) gives $\Delta E/E \approx 0.35$. We adopted this method for stereoscopic observations, as explained in Weekes et al. (1999), and obtained the energy resolution shown in Figure 4. For our estimates, we used simulated showers from γ -rays with energies > 100 GeV whose size was above 10 pe per image, core location was in the range 65 – 180 m from telescope, the position of the image centroid was in the interval $0.5 - 1.4^\circ$, and whose arrival direction was reconstructed to within 0.1° of the source position. The resolution improves slowly as the energy of the shower increases. For low energy events (~ 100 GeV) the resolution will likely be improved through more sophisticated energy estimates and through the use of more restrictive cuts on events used in the energy analysis. The improved energy resolution of VERITAS will help resolve spectral features, such as a possible neutralino annihilation line from the Galactic center or spectral cut-offs in AGN, and permit better estimation of characteristics of the emission regions in sources, such as the magnetic field in the vicinity of SNRs and AGN.

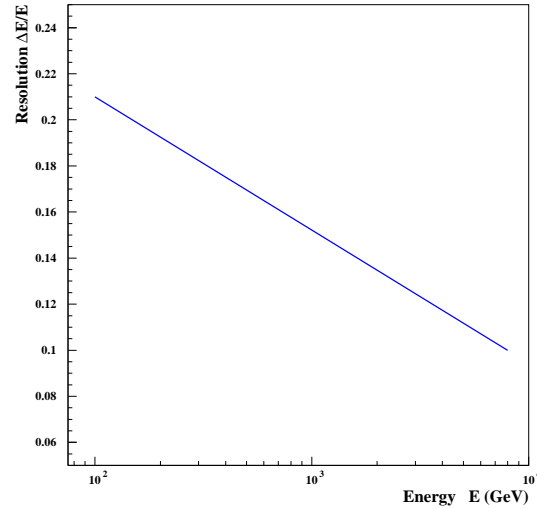


Figure 4: Estimate of VERITAS energy resolution

References

- Aharonian, F.A., 1997a, *Astroparticle Physics*, 6, 343
 Aharonian, F.A., 1997b, *Astroparticle Physics*, 6, 369
 Aharonian, F., et al. 1999, Proc. 26th ICRC (Salt Lake City) OG.4.3.24
 Bradbury, S., et al. 1999, Proc. 26th ICRC (Salt Lake City) OG.4.3.28
 Bradbury, S., et al. 1999, Proc. 26th ICRC (Salt Lake City) OG.4.3.21
 Buckley, J., et al. 1999, Proc. 26th ICRC (Salt Lake City) OG.4.3.22
 Buckley, J., et al. 1998, *A & A*, 329, 639
 Fegan, D.J., 1997, *J. Phys. G: Nucl. Part. Phys.*, 23, 1013
 Hillas, A.M., 1985, in Proc. 19th ICRC (La Jolla), 3, 445
 Hillas, A.M., et al. 1998, *ApJ*, 503, 744
 Krennrich, F., et al. 1995, *Exp. Ast.*, 6, 285
 Mohanty, G., et al. 1998, *Astroparticle Physics*, 9, 15
 Ong, R.A., 1998, *Physics Reports*, 305, 93
 Tanimori, T., et al. 1999, Proc. 26th ICRC (Salt Lake City) OG.4.3.04
 Vassiliev, V.V. et al. 1999, *Astroparticle Physics*, in press
 Weekes, T.C., et al. 1999, VERITAS, proposal to SAGENAP

Instructions for Preparation of Manuscripts

M.H. Salamon¹, B.L. Dingus¹, and S. Else²

¹Physics Department, University of Utah, Salt Lake City, UT 84112, USA

²Laboratory for High Energy Astrophysics, NASA/GSFC, Greenbelt, MD 20771, USA

Abstract

All authors are strongly urged to prepare their papers using either the Latex or Word templates provided at the 26th ICRC web site; this will minimize formatting efforts. For those choosing to do otherwise, the minimal formatting requirements for preparing papers for publication in the 26th ICRC Proceedings are given here.

1 Introduction:

The Proceedings for the 26th ICRC will be published both as hardcopy in several volumes, and on CD-ROM. Papers will be accepted in any of three forms: either as PostScript (PS) files generated by the author from Latex (Latex2e or Latex 2.09) or Word source files, 1 or as PDF files, or as “foreign” documents, such as typewritten submissions. These latter will be scanned and converted to PDF format for inclusion in the Proceedings. Submitted PostScript files will be converted to PDF format by the Local Organizing Committee. In both the hardcopy and CD-ROM media, the individual papers will be assembled as separate PDF files, after which global pagination and indexing will be performed.

All submitted manuscripts, regardless of their form, must comply with a minimal set of formatting rules that are given in Section 2. All papers, except invited and rapporteur papers, must have a total length of **four or fewer pages**. Any papers submitted with more than four pages will be rejected. *We strongly urge* everyone to use the Latex or Word templates provided at the 26th ICRC web site. These contain modified typesetting commands that maximize the usable space within the 4-page limit. They can be downloaded from the official ICRC WWW web site, or by anonymous ftp to www.icrc1999.utah.edu, in directory `/pub/icrc1999/paper_instructions/`.

For those short on Latex documentation, two *useful* references are Kopka and Daly (1993) and Goossens, Mittelbach, and Samarin (1994).

All papers will be reduced in each linear dimension by a factor of 0.79 in the hardcopy volumes of the Proceedings. It is important, therefore, to ensure that all figures and diagrams remain readable after they have been reduced in size. Guidelines for axis labeling, etc., are given in Section 5.

2 Minimal Formatting Requirements:

The following list contains the formatting specifications that are required for all papers submitted to the 26th ICRC Proceedings:

- 1) The maximum allowed dimensions of the area within a page that contains text, figures, and tables are 9.0 inches in the vertical, and 6.63 inches in the horizontal.
- 2) The (white space) margin on the left side of the page must be 0.95 inches.
- 3) The (white space) margin at the top of the page must be 0.63 inches.
- 4) The font size must be no smaller than 11 pt, which is the recommended font size.
- 5) The font style should be Times-Roman.
- 6) The ICRC session code and paper number must be located as described in Subsection 2.1
- 7) Pages must **not** be numbered.

These minimal format specifications must be met for acceptance of papers by the Local Organizing Committee. All the additional specifications given in Section 3 are strongly recommended, but not required

for acceptance. Those authors using the provided Latex and Word templates will have these requirements and recommendations automatically met; those who are unable to use the templates are requested to have their manuscripts adhere as closely as possible to the specifications given below.

2.1 ICRC Session Codes: The ICRC session code plus paper number is the identification number that is assigned to your paper by the Organizing Committee, such as OG.9.9.9, which you will receive after the submission and subsequent acceptance of your paper's abstract. This ID number must be located in the upper left-hand corner of the first page (only) of the paper. If you are using the Latex or Word templates, simply replace the example's session code and paper number in the template file, and proper placement will be automatic. Typewritten and other submissions must have the session number start at the left text margin, with a baseline 0.5 inches from the top of the page (0.13 inches above the text area's upper boundary).

3 Additional Formatting Recommendations:

The following recommendations request that certain text be boldfaced or in italics. Those submitting typewritten texts who are not able to provide these should ignore these recommendations, unless specific instructions for typewritten texts are given.

3.1 Title and Author List: The title should be centered at the top of the page. It should be in boldface with a font size approximately twice that of the normal text. Typewritten titles should be capitalized. The centered author list follows the title, after one line space. Author names should be in boldface, with normal font size. Addresses should be centered, and be in italics, in normal font size.

Collaborations can be listed instead of co-authors. A separate page listing collaboration members and addresses should be included as a separate electronic file, to be submitted at the same time as the paper. Only one copy of the collaboration list need be submitted for each collaboration.

3.2 Abstract: Abstracts appear directly after the author/address list, with one line spacing separating the abstract from the author/address list. The heading "Abstract" should appear in boldface with the same font size as the normal text, and centered on the page. We recommend that typewritten submissions should have "Abstract" underlined. This heading should be approximately one line space beneath the author/address list. One-half line space should separate the "Abstract" heading from the text of the abstract. Two line spaces should separate the last line of the abstract from the first line of the main text.

3.3 Section and Subsection Headings: The section and subsection enumeration scheme follows that of Latex, with "level 1" sections enumerated with sequentially increasing integers, and "level 2" subsections enumerated as increasing decimal tenths, as seen in the subsection heading for this paragraph. All section and subsection headings should be boldfaced. Section headings are distinguished from subsection headings in that there is a line space following the section heading; subsection headings have normal text following the heading on the same line. Typewritten submissions should have the section headings capitalized and underlined; the subsection headings should be underlined.

3.3.1 Subsubsections: Level 3 subsubsections follow the same format as subsections, with enumeration as seen in this heading. The Latex and Word templates provided do not provide further subdivisions.

3.4 Main Body: Lines of text should be single-spaced. For 11pt text, this translates to an interline spacing of roughly 13.6 pts, or 3/16 inch (1 inch = 72.27 points). The first line of new paragraphs should be indented by approximately 3 character spaces (approximately 14 points for 11pt fonts).

4 References:

References within the text and in the reference list should follow the format for publication in the *Astrophysical Journal* (ApJ). Citations within the text should list the authors' last names and publication year. For example, a citation for a dark matter galactic halo density profile (Navarro, Frenk, & White, 1997) corresponds to the reference in the **References** list below. For citations with more than three authors,

the leading author should be followed by “et al.”. The reference list should be the last component of the paper, located after all text and tables. The format is shown in the reference list below. Following the journal name is the volume (no boldface) and page number. Standard journal name abbreviations are recommended; examples are:

Astrophysical Journal	ApJ
Astrophysical Journal Supplement	ApJS
Astronomy and Astrophysics	A&A
Monthly Notices, Royal Astronomical Society	MNRAS
Physical Review	Phys. Rev.
Physical Review Letters	Phys. Rev. Lett.
Nature	Nature
Physics Reports	Phys. Rep.
Nuclear Physics B	Nucl. Phys. B
AIP Conference Proceedings	AIP Conf. Proc.
Astroparticle Physics	Astrop. Phys.
Nuclear Instruments and Methods	Nucl. Instr. Meth.
these ICRC Proceedings	Proc. 26th ICRC (Salt Lake City, 1999)

5 Figures:

Proper placement of figures often requires a bit of trial and error in the positioning of figure commands within the text. Use the MS Word Insert command to place figures. The text can wrap around the figures as illustrated here. However the figure placement is done, the critical issue is that the figures be readable after their reduction (by a linear factor of 0.79) in the hardcopy volumes! A good rule of thumb is that the label axes, text, etc., should have roughly the same size as the text within the main body of the paper; readability is then assured. As a last resort, figures always can be placed at the end of the text of the paper (after the References).

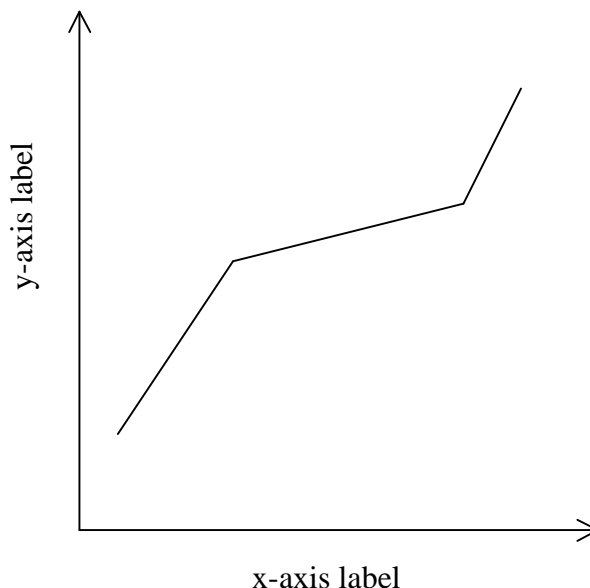


Figure 1: Make sure that all label axes and figure text are readable, and that differing symbols can be distinguished from one another after their reduction in size.

6 Submission Instructions:

6.1 Electronic Submission: Papers will be accepted electronically in either PDF or PS format. To submit papers use anonymous ftp to www.icrc1999.utah.edu and read the file /pub/icrc1999/submit_instructions for detailed instructions. You will be directed to create a subdirectory named after your session code and paper number. You should put your paper in that subdirectory. The paper, including all text, tables, and figures, must be contained in a single file in either PDF or PS format. Collaboration lists (see Section 3) should be submitted as separate files, with the collaboration name as the file name.

The deadline for submission of electronic manuscripts is **14 May 1999**. This is a hard deadline, required to produce both a CD-ROM and printed volumes prior to the conference. Early submission of papers is appreciated.

6.2 Hardcopy Submission: While you are strongly encouraged to submit your manuscript electronically, hardcopy submissions will be accepted. An unstapled original plus one copy, all printed on high quality paper, should be mailed to

26th ICRC Local Organizing Committee
High Energy Astrophysics Institute
Department of Physics
University of Utah
115 South 1400 East RM 201
Salt Lake City, UT USA 84112-0830

Papers must be mailed in time to reach the Local Organizing Committee by **16 April 1999**. This date is nearly a month earlier than the deadline for electronic submissions, but is required to allow time for scanning hardcopy submissions for inclusion on the CD-ROM. Again, this is a hard deadline.

6.3 Paper Submittal Fee: As at prior ICRC meetings, a paper submittal fee is required for papers that are not accompanied by the registration fee. The fee is \$50 per paper and is due by **14 May 1999** regardless of whether papers are submitted electronically or as hardcopy. Use the Registration Form on the web or as provided in the second circular to pay this publishing fee. The fee is not refundable, but will be credited towards a future payment of the registration fee.

References

- Goossens, M., Mittelbach, F., & Samarin, A. 1994, The Latex Companion (Reading: Addison-Wesley)
Kopka, H. & Daly, P.W. 1993, A Guide to Latex (Reading: Addison-Wesley)
Navarro, J.F, Frenk, C.S., & White, S.D.M. 1997, ApJ 490, 493\

Instructions for Preparation of Manuscripts

M.H. Salamon¹, B.L. Dingus¹, and S. Else²

¹*Physics Department, University of Utah, Salt Lake City, UT 84112, USA*

²*Laboratory for High Energy Astrophysics, NASA/GSFC, Greenbelt, MD 20771, USA*

Abstract

All authors are strongly urged to prepare their papers using either the Latex or Word templates provided at the 26th ICRC web site; this will minimize formatting efforts. For those choosing to do otherwise, the minimal formatting requirements for preparing papers for publication in the 26th ICRC Proceedings are given here.

1 Introduction:

The Proceedings for the 26th ICRC will be published both as hardcopy in several volumes, and on CD-ROM. Papers will be accepted in any of three forms: either as PostScript (PS) files generated by the author from Latex (Latex2e or Latex 2.09) or Word source files, or as PDF files, or as “foreign” documents, such as typewritten submissions. These latter will be scanned and converted to PDF format for inclusion in the Proceedings. Submitted PostScript files will be converted to PDF format by the Local Organizing Committee. In both the hardcopy and CD-ROM media, the individual papers will be assembled as separate PDF files, after which global pagination and indexing will be performed.

All submitted manuscripts, regardless of their form, must comply with a minimal set of formatting rules that are given in Section 2. All papers, except invited and rapporteur papers, must have a total length of **four or fewer pages**. Any papers submitted with more than four pages will be rejected. We *strongly urge* everyone to use the Latex or Word templates provided at the 26th ICRC web site. These contain modified typesetting commands that maximize the usable space within the 4-page limit. They can be downloaded from the official ICRC WWW web site, or by anonymous ftp to www.icrc1999.utah.edu, in directory `/pub/icrc1999/paper_instructions/`.

For those short on Latex documentation, two *useful* references are Kopka and Daly (1993) and Goossens, Mittelbach, and Samarin (1994).

All papers will be reduced in each linear dimension by a factor of 0.79 in the hardcopy volumes of the Proceedings. It is important, therefore, to ensure that all figures and diagrams remain readable after they have been reduced in size. Guidelines for axis labelling, etc., are given in Section 5.

2 Minimal Formatting Requirements:

The following is a list of the mandatory formatting specifications for all papers submitted to the 26th ICRC Proceedings:

- 1) The maximum allowed dimensions of the area within a page that contains text, figures, and tables are 9.0 inches in the vertical, and 6.63 inches in the horizontal.
- 2) The (whitespace) margin on the left side of the page must be 0.95 inches.
- 3) The (whitespace) margin at the top of the page must be 0.63 inches.
- 4) The font size must be no smaller than 11 pt, which is the recommended font size.
- 5) The font style should be Times-Roman.
- 6) The ICRC session code and paper number must be located as described in Subsection 2.1.
- 7) Pages must **not** be numbered.

These minimal format specifications must be met for acceptance of papers by the Local Organizing Committee. All the additional specifications given in Section 3 are strongly recommended, but not required for acceptance. Those authors using the provided Latex and Word templates will have these requirements and recommendations automatically met; those who are unable to use the templates are requested to have their manuscripts adhere as closely as possible to the specifications given below.

2.1 ICRC Session Codes: The ICRC session code plus paper number is the identification number that is assigned to your paper by the Organizing Committee, such as OG.9.9.9, which you will receive after the submission and subsequent acceptance of your paper’s abstract. This ID number must be located in the upper left-hand corner of the *first* page (only) of the paper. If you are using the Latex or Word templates, simply replace the example’s session code and paper number in the template file, and proper placement will be automatic. Typewritten and other submissions must have the session number start at the left text margin, with a baseline 0.5 inches from the top of the page (0.13 inches above the text area’s upper boundary).

3 Additional Formatting Recommendations:

The following recommendations request that certain text be boldfaced or in italics. Those submitting typewritten texts who are not able to provide these should ignore these recommendations, unless specific instructions for typewritten texts are given.

3.1 Title and Author List: The title should be centered at the top of the page. It should be in boldface with a font size approximately twice that of the normal text. Typewritten titles should be capitalized. The centered author list follows the title, after one line space. Author names should be in boldface, with normal font size. Addresses should be centered, and be in italics, in normal font size.

Collaborations can be listed instead of coauthors. A separate page listing collaboration members and addresses should be included as a separate electronic file, to be submitted at the same time as the paper. Only one copy of the collaboration list need be submitted for each collaboration.

3.2 Abstract: Abstracts appear directly after the author/address list, with one line spacing separating the abstract from the author/address list. The heading “Abstract” should appear in boldface with the same font size as the normal text, and centered on the page. We recommend that typewritten submissions should have “Abstract” underlined. This heading should be approximately one line space beneath the author/address list. One-half line space should separate the “Abstract” heading from the text of the abstract. Two line spaces should separate the last line of the abstract from the first line of the main text.

3.3 Section and Subsection Headings: The section and subsection enumeration scheme follows that of Latex, with “level 1” sections enumerated with sequentially increasing integers, and “level 2” subsections enumerated as increasing decimal tenths, as seen in the subsection heading for this paragraph. All section and subsection headings should be boldfaced. Section headings are distinguished from subsection headings in that there is a line space following the section heading; subsection headings have normal text following the heading on the same line. Typewritten submissions should have the section headings capitalized and underlined; the subsection headings should be underlined.

3.3.1 Subsubsections: Level 3 subsubsections follow the same format as subsections, with enumeration as seen in this heading. The Latex and Word templates provided do not provide further subdivisions.

3.4 Main Body: Lines of text should be single-spaced. For 11pt text, this translates to an interline spacing of roughly 13.6 pts, or 3/16 inch (1 inch = 72.27 points). The first line of new paragraphs should be indented by approximately 3 character spaces (approximately 14 points for 11pt fonts).

4 References:

References within the text and in the reference list should follow the format for publication in the *Astrophysical Journal* (ApJ). Citations within the text should list the authors’ last names and publication year. For example, a citation for a dark matter galactic halo density profile (Navarro, Frenk, & White, 1997) corresponds to the reference in the **References** list below. For citations with more than three authors, the leading author should be followed by “et al.”. The reference list should be the last component of the paper, located after all text and tables. The format is shown in the reference list below. Following the journal name is the volume (no boldface) and page number. Standard journal name abbreviations are recommended; examples are:

Astrophysical Journal	ApJ
Astrophysical Journal Supplement	ApJS
Astronomy and Astrophysics	A&A
Monthly Notices, Royal Astronomical Society	MNRAS
Physical Review	Phys. Rev.
Physical Review Letters	Phys. Rev. Lett.
Nature	Nature
Physics Reports	Phys. Rep.
Nuclear Physics B	Nucl. Phys. B
AIP Conference Proceedings	AIP Conf. Proc.
Astroparticle Physics	Astrop. Phys.
Nuclear Instruments and Methods	Nucl. Instr. Meth.
these ICRC Proceedings	Proc. 26th ICRC (Salt Lake City, 1999)

5 Figures:

Proper placement of figures often requires a bit of trial and error in the positioning of figure commands within the text. We won't pretend here to give a tutorial on figure placement; instead, we mention a few guidelines for the presentation of figures, along with a few recommendations for packages that aid in placement. Page space is optimized if text is wrapped around figures in the text. In LaTeX, there are a number of packages (.sty files) that can do the job. These include *wrapfig.sty*, *floatflt.sty*, and *picinpar.sty*, all of which may be downloaded from the ICRC web site. The figure to the right, for example, was placed using the *picinpar* package. However the figure placement is done, the critical issue is that the figures be readable after their reduction (by a linear factor of 0.79) in the hard-copy volumes! Use of the various LaTeX figure placement packages is further described in the LaTeX templates. A good rule of thumb is that the label axes, text, etc., should have roughly the same size as the text within the main body of the paper; readability is then assured. As a last resort, figures always can be placed at the end of the text of the paper (after the References).

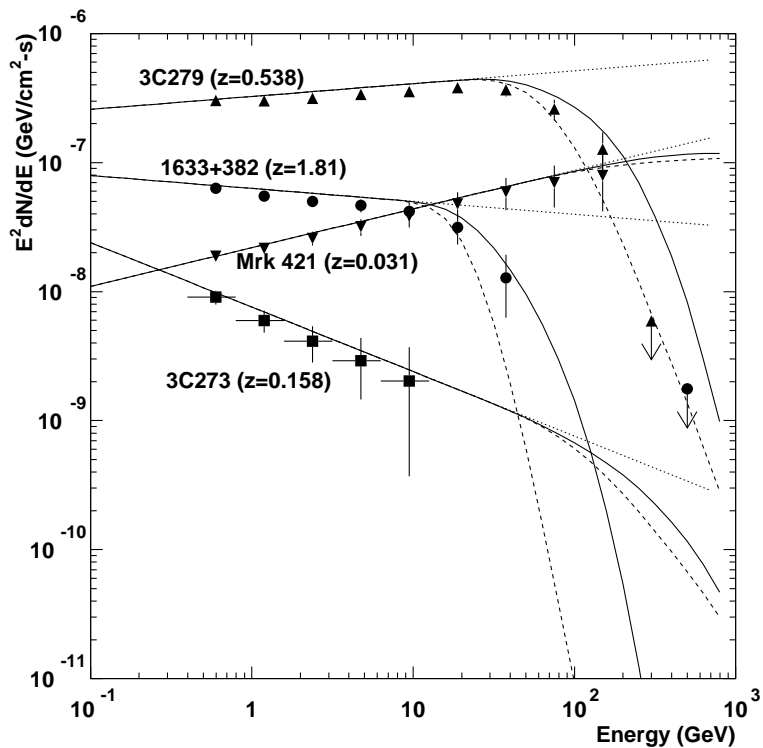


Figure 1: Make sure that all label axes and figure text are readable, and that differing symbols can be distinguished from one another after their reduction in size.

6 Submission Instructions:

6.1 Electronic Submission: Papers will be accepted electronically in either PDF or PS format. To submit papers use anonymous ftp to www.icrc1999.utah.edu and read the file `/pub/icrc1999/submit_instructions`

for detailed instructions. You will be directed to create a subdirectory named after your session code and paper number. You should put your paper in that subdirectory. The paper, including all text, tables, and figures, must be contained in a single file in either PDF or PS format. Collaboration lists (see Section 3.1) should be submitted as separate files, with the collaboration name as the file name.

The deadline for submission of electronic manuscripts is **14 May 1999**. This is a hard deadline, required to produce both a CD-ROM and printed volumes prior to the conference. Early submission of papers is appreciated.

6.2 Hardcopy Submission: While you are strongly encouraged to submit your manuscript electronically, hardcopy submissions will be accepted. An unstapled original plus one copy, all printed on high quality paper, should be mailed to

26th ICRC Local Organizing Committee
High Energy Astrophysics Institute
Department of Physics
University of Utah
115 South 1400 East RM 201
Salt Lake City, UT USA 84112-0830

Papers must be mailed in time to reach the Local Organizing Committee by **16 April 1999**. This date is nearly a month earlier than the deadline for electronic submissions, but is required to allow time for scanning hardcopy submissions for inclusion on the CD-ROM. Again, this is a hard deadline.

6.3 Paper Submittal Fee: As at prior ICRC meetings, a paper submittal fee is required for papers that are not accompanied by the registration fee. The fee is \$50 per paper and is due by **14 May 1999** regardless of whether papers are submitted electronically or as hardcopy. Use the Registration Form on the web or as provided in the second circular to pay this publishing fee. The fee is not refundable, but will be credited towards a future payment of the registration fee.

References

- Goossens, M., Mittelbach, F., & Samarin, A. 1994, *The Latex Companion* (Reading: Addison-Wesley)
Kopka, H. & Daly, P.W. 1993, *A Guide to Latex* (Reading: Addison-Wesley)
Navarro, J.F, Frenk, C.S., & White, S.D.M. 1997, *ApJ* 490, 493