

To appear in the *Journal of Geophysical Research*, 1999.

Techniques for Galactic Dust Measurements in the Heliosphere

Eberhard Grün¹, Markus Landgraf², Mihaly Horány³, Jochen Kissel⁴, Harald Krüger¹, Ralf Srama¹, Håkan Svedhem⁵, Peter Withnell³

Abstract

Galactic interstellar dust (ISD) is the major ingredient in planetary formation. However, information on this important material has been extremely limited. Recently the Ulysses dust detector has identified and measured interstellar dust outside 1.8 AU from the Sun at ecliptic latitudes above 50°. Inside this distance it could not reliably distinguish interstellar from interplanetary dust. Modeling the Ulysses data suggests that up to 30 % of dust flux with masses above 10^{-16} kg at 1 AU is of interstellar origin. From the Hiten satellite in high eccentric orbit about the Earth there are indications that ISD indeed reaches the Earth's orbit. Two new missions carrying dust detectors, Cassini and Stardust, will greatly increase our observational knowledge. In this paper we briefly review instruments used on these missions and compare their capabilities. The Stardust mission [Brownlee *et al.*, 1996] will analyze the local interstellar dust population by an in-situ chemical analyzer and collect ISD between 2 and 3 AU from the Sun. The dust analyzer on the Cassini mission will determine the interstellar dust flux outside Venus' orbit and will provide also some compositional information. Techniques to identify the ISD flux levels at 1 AU are described that can quantify the interstellar dust flux in high-Earth orbit (outside the debris belts) and provide chemical composition information of galactic dust.

1. Introduction

Most material contained in the Earth and the other planets has resided in galactic interstellar dust grains (ISD) $5 \cdot 10^9$ years ago before it was mixed and altered during the planetary formation process. However, information on this galactic dust has been extremely limited. ISD is astronomically recognized by the missing light from distant stars. Extinction of starlight, especially in the UV, provides a mean to quantify the amount of dust between the observer and the star (e.g. Mathis, 1990). Typically this dimming of starlight is observed averaged over galactic (kiloparsecs) distances. More locally, the existence of dust is indirectly inferred from the depletion of elements heavier than helium in the interstellar gas if it is compared to an assumed "cosmic" abundance (e.g. *Frisch*, 1981).

Galactic dust is believed to originate in a variety of different stars and stellar phenomena: e.g. carbon-rich stars, red giants, or supernovae, all of which provide dust with characteristic but different chemical and isotopic signatures that gets modified during its passage through interstellar space [*Dorschner and Henning*, 1995]. A variety of presolar grains have been identified in primitive meteorites: e.g. diamonds, graphite, silicon carbide, or corundum grains [*Zinner*, 1998]. The identified grains are only a minute fraction of the total material that went into the protoplanetary disk. The composition of the bulk of the grains is largely unknown.

Galactic dust grains passing through the planetary system have been detected by the dust detector onboard the Ulysses spacecraft [*Grün et al.*, 1993]. Once it became evident that galactic dust is accessible to in-situ detection and even sample return to Earth, NASA selected the Stardust mission to analyze and return to Earth samples of ISD collected at asteroid belt distances [*Brownlee et al.*, 1996].

The following key questions need to be addressed by future in situ ISD investigations: 1. The ultimate goal of the study of interstellar grains is the determination of their elemental and isotopic composition (information that cannot be obtained from astronomical observations) in order to derive information on their sources and processes by which they were formed and on the conditions during their passage through interstellar space. In addition to accomplishing this astrophysical goal the determination of the chemical composition will help us to identify interstellar dust and to distinguish it from interplanetary dust. 2. The size distribution of interstellar dust observed by spacecraft

over the widest range possible will allow us to narrow down the size gap between spacecraft and radar measurements of ISD (see below). Thereby, the transition may be observed of dust that is bound to the local gas cloud to dust that is bound to much larger structures in the diffuse interstellar medium or that is even arriving directly from its source region.

We here briefly review what is known about ISD in the planetary system, and then describe how one can further study this fundamental material.

2. Interstellar dust in the solar system

Ulysses observations provided unique identification of ISD by three characteristics: 1. At Jupiter's distance the grains appeared to move on retrograde trajectories opposite to orbits of most interplanetary grains and the flow direction coincided with that of interstellar gas [*Witte et al.*, 1993], 2. A constant flux has been observed at all latitudes above the ecliptic plane, while interplanetary dust displays a strong concentration towards the ecliptic, and 3. The measured speeds of the interstellar grains (despite of their substantial uncertainties) were high (in excess of the escape speed from the solar system) which indicated orbits unbound to the solar system, even if one neglects radiation pressure effects.

It has been found that interstellar gas flows through the planetary system with a speed of 26 km s^{-1} from the direction of 253° ecliptic longitude and 5° ecliptic latitude [*Lallement*, 1993, *Witte et al.*, 1993]. The flow of ISD was within about 10° of that of interstellar gas and persisted during Ulysses' tour over the poles of the Sun where very few interplanetary dust is expected. ISD was identified as close as 1.8 AU from the Sun at ecliptic latitudes above 50° [*Grün et al.*, 1997].

Measurements in the ecliptic plane by Galileo confirmed that outside about 3 AU interstellar dust flux exceeds the flux of interplanetary grains [*Baguhl et al.*, 1995]. Inside the distance of 1.8 AU Ulysses could not easily distinguish ISD from interplanetary micrometeoroids. From the Hiten satellite in high eccentric orbit about the Earth, however, there are indications that ISD indeed reaches the Earth's orbit [*Svedhem et al.*, 1996]. The Hiten dust detector measured an excess flux from the upstream interstellar flow direction. Modeling the Galileo and Ulysses data suggests that up to 30% of dust flux with masses above 10^{-16} kg at 1 AU is of interstellar origin [*Grün et al.*, 1997].

Interstellar grains observed by Ulysses and Galileo

range from 10^{-18} kg to above 10^{-13} kg (Figure 1, see also *Landgraf et al.*, 1999). The deficiency of measured small grain masses is not solely caused by the detection threshold of the instrument but it indicates a depletion of small interstellar grains in the heliosphere. Estimates of the filtering of 0.1 micron-sized and smaller electrically charged grains in the heliospheric bow shock region and in the heliosphere itself [*Frisch et al.*, 1999] show that these particles are strongly impeded from entering the planetary system by the interaction with the ambient magnetic field. Figure 2 shows the modeled flux [*Landgraf*, 1999] of ISD at Earth. The model takes into account solar gravity and radiation pressure (characterized by the ratio, β , of radiation pressure over solar gravity), as well as, electromagnetic interaction of electrically charged dust grains (described by the charge-to-mass ratio, Q/m) with the interplanetary magnetic field that varies with the solar cycle. The annual modulation is caused by Earth's orbit around the Sun.

More recently, even bigger (10^{-10} kg) interstellar meteors have been reliably identified by their hyperbolic speed at 1 AU [*Taylor et al.*, 1996, *Baggaley*, 1999]. It is found that the mass distribution only overlaps with the bigger masses of the "classical" *Mathis, Rumpel, and Nordsiek* [1977] distribution of astronomically observed interstellar grains but extends to much larger particles. The flow direction of big particles varies over a much wider angular range than that of small grains observed by Ulysses and Galileo. The total mass flux of the Ulysses particles corresponds to the dust mass density (at 26 km s^{-1} relative speed) one would expect from observations of the gas density in the local interstellar medium ($\sim 5 \cdot 10^{-25} \text{ g cm}^{-3}$) and assuming a standard cosmic abundance of elements (i.e. the dust mass density is about 1% of the gas mass density, for a detailed discussion see *Frisch et al.*, 1999).

Most micron-sized dust particles found by Ulysses and Galileo are bigger than the typical interstellar grains. The existence of a significant number of big particles in the diffuse interstellar medium has profound consequences for the evolution of interstellar material. The mass in big grains provides a significant collisional reservoir for smaller particles that would otherwise rapidly be depleted [*Grün and Landgraf*, 1999].

3. Measurements, expected and potential

To accomplish the scientific goals, namely, to analyze the size and compositional distribution of interstellar grains, one must first unambiguously distinguish ISD from interplanetary dust and from man made debris (in near-Earth environment). Since ISD contributes only about 30% of the total sub-micron sized dust flux at 1 AU distance from the Sun, additional parameters have to be determined with sufficient accuracy. The flux of small interplanetary dust grains onto a spacecraft on a circular heliocentric orbit is constant - independent of spacecraft position around the Sun - whereas ISD flows from a specific direction through the solar system. Therefore, the direction from which ISD is detected will display variations along the spacecraft orbit around the Sun. To distinguish interstellar from interplanetary dust, measurements of the flux direction are required. Also the relative speed of interstellar grains will be modulated by the spacecraft's motion around the Sun, therefore, the impact speed will display large (about factor of 10) variations during a complete orbit. If the impact speed is measured with sufficient accuracy then this provides an additional criterion for interstellar dust identification. In addition, the determination of the dust velocity provides information on the heliospheric ISD dynamics, like radiation pressure and electromagnetic effects which modify ISD trajectories through the solar system.

The size distribution of ISD needs to be determined over the widest possible size range. The smallest interstellar grains that reach the inner planetary system can be as small as 0.1 micron in radius. Only impact ionization dust detectors are able to reliably detect and characterize these small grains. Also the biggest interstellar particles accessible (several microns in radius and above) are of interest because they are the target of sample return missions.

New compositional analyses of ISD passing through the planetary system are expected from the Cassini and Stardust missions. Cassini with its Cosmic Dust Analyzer (CDA) was launched in October 1997 and commenced dust measurements in March 1999 on approach to its final flyby of Venus. It will continue interplanetary and interstellar dust measurements until its arrival at Saturn in 2004. The Cassini CDA combines a high sensitivity dust detector with a mass analyzer for impact-generated ions. CDA is an impact ionization dust detector of 0.1 m^2 sensitive area for

the determination of physical properties: flux, mass and speed distribution, electrical charge, and coarse chemical analysis ($M/\Delta M = 20$ to 50).

The Stardust Discovery mission will collect dust from the coma of Comet P/Wild 2 and interstellar grains and return them to Earth [Brownlee *et al.*, 1996]. Several times during its eccentric orbit about the Sun (out to about 3 AU) interstellar dust and dust from Comet Wild 2 will be captured by impact into aerogel and brought back to the Earth in 2006. In addition, in situ detection and compositional measurements of cometary and interstellar grains are performed since April 1999 by the Cometary and Interstellar Dust Analyzer (CIDA) and dust flux monitors that are attached to the front shield of the spacecraft. CIDA is a high resolution ($M/\Delta M > 100$) impact ionization mass spectrometer for chemical analysis of ISD. It has 0.009 m^2 sensitive area.

Dust detectors with large sensitive area (ca. 1 m^2) but still high sensitivity (10^{-16} kg) need to be used to measure ISD over a wide size distribution. A Deployable Dust Detector System, D³S is under development [Horányi *et al.*, 1998]. It consists of an impact detector of the type flown on VEGA [Simpson and Tuzzolino, 1985] and trajectory analyzer of charged micron sized dust grains similar to the charge measurement of Cassini CDA. In the following paragraphs we describe in some detail the Cassini CDA, Stardust CIDA, and the D³S detector.

3.1. Cosmic Dust Analyzer, CDA

The Cosmic-Dust-Analyzer measures the mass, coarse composition, electric charge, speed, and flight direction of individual dust particles [Srama *et al.*, 1996]. The Cosmic-Dust-Analyzer, CDA, has significant inheritance from former developed space instrumentation for the VEGA, Giotto, Galileo, and Ulysses missions. It measures impacts from as low as one impact per month up to 10^4 impacts per second. The instrument weighs 17 kg and consumes 12 Watts, the integrated time-of-flight mass spectrometer has a mass resolution above 20. The data transmission rate is 524 bits per second and an own pointing platform allows articulation of the complete instrument by up to 270° around one axis.

The detection of dust particle impacts is accomplished by two different methods: (1) The Dust Analyzer (DA) uses impact ionization for particle detection. DA measures the electric charge carried by dust particles, the impact direction, the impact speed, mass and chemical composition. (2) The High Rate

Detection system (HRD) uses two separate PVDF sensors (polyvinylidene fluoride, Simpson and Tuzzolino, 1985, Tuzzolino, 1992), for the determination of high impact rates during Saturnian ring plane crossings.

Figure 3 shows a schematic cross section of the DA sensor with its charge sensing grids, and electrodes. The grid system in the front provides the measurement of the dust charge and of components of the velocity vector. A charged dust particle entering the sensor induces a charge which corresponds directly to its own charge. The output voltage of the amplifier rises until the particle passes through the second grid. As long as the particle is located between the second and third grid the output voltage remains more or less constant. As soon as the dust particle has passed the third grid, the voltage begins to fall until the fourth grid is passed. Due to the inclination of 9° for the inner two grids, the path length between the grids depends on the angle of incidence, and allows a determination of the flux direction of charged dust particles in one plane. The choice of 9° is a compromise between angular resolution and the length of the instrument. The detection of particle charges as low as 10^{-15} C will be possible.

Hypervelocity dust impacts onto the target produce an impact plasma, i.e. a cloud comprised of neutral atoms, ions and electrons. Electrical charges produced by impacts onto the big gold plated impact ionization target are collected on the target and on the negatively biased ion collector. Mass and speed can be derived from the measured signals through empirical calibration (cf. Grün *et al.*, 1995). Positive ions produced by impacts onto the chemical analyzer target (CAT) will be mass analyzed. The strong electric field between the small rhodium target and the grid separates very quickly impact charges of different polarity and accelerates the positive ions towards the multiplier. The curved shapes of the target and grid focus the ions onto the multiplier. This time-of-flight mass spectrometer has a flight path length of 0.23 m and provides elemental composition of the micrometeoroids with a mass resolution $M/\Delta M \geq 20$ [Ratcliff *et al.*, 1992]. The signals at the output of the electron multiplier are sampled and digitized at 100 MHz rate and have a dynamic range of 10^6 .

The measurable particle mass ranges are about 10^{-19} to 10^{-13} kg for 40 km s^{-1} impact speed and 10^{-16} kg to 10^{-10} kg for 5 km s^{-1} impact speed. The detection threshold for the impact speed is about 1 km s^{-1} . There is no upper speed limit for the de-

tection of particles, but the speed determination will be difficult beyond 80 km s^{-1} . Electrical charges carried by the dust particles are measured from 10^{-15} to $5 \cdot 10^{-13} \text{ C}$ for both, negative and positive charges. The trajectory of charged particles (above 10^{-14} C) can be measured with an accuracy of 2° in one plane. The mass resolution of the time-of-flight (TOF) mass spectrometer lies between $M/\Delta M = 20$ (for masses < 30 atomic mass units, amu) and $M/\Delta M = 50$ (for masses > 50 amu).

3.2. Cometary and Interstellar Dust Analyzer, CIDA

The chemical composition of dust particles is measured that impact onto the sensor with speeds above a few km/s. In situ compositional analysis has been implemented in the Halley missions with great success [Kissel *et al.*, 1986, Sagdeev *et al.*, 1986]. The CIDA instrument onboard Stardust is a direct derivative of the PIA instrument flown on the GIOTTO spacecraft.

Figure 4 shows a schematic view of the CIDA instrument. When a dust particle hits the solid silver target with a speed well above 1 km/s, solid ejecta, neutral and ionized molecules, electrons from the target and the projectile are emitted. Positive ions are analyzed by a TOF mass spectrometer. A charge sensitive amplifier measures the impact signal at the target. Accelerated by the electric field in front of the target, the ions travel into the drift tube of the TOF mass spectrometer. At the end of the drift tube an electrostatic reflector is located which deflects the ions onto an electron multiplier, and at the same time compensates the spread in flight times due to different initial starting energies the ions might have. Amplifiers connected to the multiplier allow the measurement of the time of flight spectrum. The bias at the target and the multiplier front stage are -1 kV and +1.3 kV, respectively. The dimensions of the instrument are determined by the size of the target and the desired time resolution. While the target size is limited by the size of the ion detector, the time resolution is mostly limited by the instrument's electronics. CIDA has a single stage ion reflector, followed by an open electron multiplier of 30 mm diameter sensitive surface area. The mass resolution of $M/\Delta M = 250$, or time resolution $t/\Delta t = 500$ is achieved by a digitization frequency of 80 MHz. The maximum detectable mass is 330 amu. The useful target size is 120 mm in diameter. For an impact angle of 40° from the target normal, this corresponds to a sensitive area of 0.009 m^2 .

3.3. Deployable Dust Detector System, D³S

D³S combines two existing techniques that are most readily adaptable to large surface area applications: the electrostatic charge-sensing grid structure and the PVDF film. The proposed large surface area dust detector will apply two sets of X/Y grids for position, charge and velocity sensing and a PVDF film for mass determination at the bottom of the instrument (Figure 5). The detection principle of the charge sensing trajectory detectors is based on charge induction. When a charged dust grain passes close to a conducting wire, it induces a charge on the conductor that can be measured as a function of time. The amplitude of the signal is proportional to the charge on the dust particle and the duration of the signal contains information on the velocity of the grain in the detector. These measurements do not alter the charge state or the velocity vector of the dust particle [Auer, 1975; 1996; Auer and von Bun, 1994].

The detection principle of the PVDF film detectors is based on the depolarization signal a dust particle generates when penetrating a permanently polarized PVDF thin film [Simpson and Tuzzolino, 1985; Tuzzolino 1992]. Dust grains penetrating the thin PVDF film remove dipoles along their trajectory producing a fast electric charge pulse without requiring bias voltages. The produced signal is a function of the particles mass and velocity. PVDF film dust detectors have been extensively tested and calibrated in laboratory experiments and have an excellent track record in space experiments. PVDF sensors were flown on the VEGA missions to comet Halley [Simpson *et al.*, 1987], and are presently flown on the Stardust and the Cassini missions.

The charge-sensing velocity detector and the PVDF film are both well suited to large surface area applications. The demonstrated accuracy is $\sim 1\%$ in speed, $\sim 1^\circ$ in angle and $\sim 10\%$ in charge (for grain charges $Q > 10^{-15} \text{ C}$; the accuracy improves for larger Q) of the charge sensing trajectory detector [Auer, 1996]. The accuracy of the PVDF sensor is a factor of two in mass for particles with masses $m > 10^{-16} \text{ kg}$ and velocities $v > 1 \text{ km s}^{-1}$ (the mass determination improves for larger m and v ; Simpson and Tuzzolino, 1985). Advanced features, like impact charge and mass analysis may be included in the future design.

4. Outlook

The Cassini and Stardust missions will provide new and unprecedented information on galactic interstel-

lar dust passing through the solar system from the local interstellar medium. However, complementary information can be provided by an optimized Earth orbiting mission. Such a mission would combine several detectors for interstellar dust and would stay operational until a sufficient number of interstellar grains is analyzed. The orbit of such a satellite should be outside the region with high space debris contamination, i.e. above geostationary altitude ($> 36,000$ km, Figure 6). The relative impact speed and corresponding flux of ISD onto the Earth satellite is modulated by the Earth's motion around the Sun and the satellite's motion around Earth. As can be seen in Fig. 6, in winter the relative speed is about 60 km s^{-1} and the ISD flux is highest. At this time optimum in-situ detection and analysis of ISD is possible. In summer the relative speed is very low and intact sample collection may be feasible.

One possible future use of the above dust detector complement may be such a mission. The complement of the three instruments is necessary in order to meet the science requirements, where each individual instrument addresses a specific task. The most versatile instrument is CDA. It can characterize the galactic dust flux of the smallest grains that reach the Earth's orbit. It provides masses and speeds of individual particles, as well as some chemical information. CIDA is specialized on high resolution compositional measurements, whereas D³S focuses on the very low flux of big galactic particles and their trajectory analysis.

Thereby, the full range of accessible galactic grains is covered, with overlap between the sensitivity ranges of the different instruments. Currently, no such mission is planned, but the instruments described here are already developed. This would allow quick realization were an opportunity to arise.

Acknowledgments. We thank the anonymous referees for their valuable remarks that improved the paper significantly. This paper was presented at the ISSI workshop on "Interstellar Dust and the Heliosphere", Bern, 1998. ISSI's support for this activity is acknowledged.

References

- Auer, S., Two high resolution velocity vector analyzers for cosmic dust particles, *Rev. Sci. Instrum.*, 46, 127-135, 1975
- Auer, S., Accuracy of a velocity/trajectory sensor for charged dust particles, in: Phys. Chemistry and Dynamics of Interplanetary Dust, ASP Conf. Series 104, eds: B.A.S. Gustafson and M.S. Hanner, 251-260, 1996
- Auer, S., and F.O. von Bun, Highly Transparent and Rugged Sensor for Velocity Determination of Cosmic Dust Particles, *LPI Technical Report 94-05*, 25-29, 1994
- Baggaley, W.J., AMOR radar measurements of interstellar meteoroids, *J. Geophys. Res.*, (this issue) 1999, in press
- Brownlee, D.E., D. Burnett, B. Clark, M.S. Hanner, F. Horz, J. Kissel, R. Newburn, S. Sandford, Z. Sekanina, P. Tsou, and M. Zolensky, Stardust: Comet and interstellar dust sample return mission, in: Phys. Chemistry and Dynamics of Interplanetary Dust, ASP Conf. Series 104, eds: B.A.S. Gustafson and M.S. Hanner, 223-226, 1996
- Baguhl, M., E. Grün, D.P. Hamilton, G. Linkert, R. Riemann and P. Staubach (1995), The flux of interstellar dust observed by Ulysses and Galileo, *Space Sci. Rev.* 72, 471-476 Dorschner J, and T. Henning, Dust metamorphosis in the galaxy, *Astron. Astrophys. Rev.*, 6, 271-333, 1995
- Frisch, P., The nearby interstellar medium, *Nature*, 293, 377-379, 1981
- Frisch, P., Dorschner J., Greenberg M., Grün E., Landgraf M., Hoppe P., Jones A., Krätschmer W., Linde T., Morfill G.E., Reach W., Svestka J., Witt A., and Zank G., Dust in the local interstellar wind, *Astrophys. J.*, 1999, in press.
- Grün, E. and Landgraf M., Collisional Consequences of Big Interstellar Grains, *J. Geophys. Res.*, 1999, this issue, submitted
- Grün, E., H. A. Zook, M. Baguhl, A. Balogh, S. J. Bame, H. Fechtig, R. Forsyth, M. S. Hanner, M. Horanyi, J. Kissel, B.-A. Lindblad, D. Linkert, G. Linkert, I. Mann, J. A. M. McDonnell, G. E. Morfill, J. L. Phillips, C. Polanskey, G. Schwehm, N. Siddique, P. Staubach, J. Svestka and A. Taylor, Discovery of jovian dust streams and interstellar grains by the Ulysses spacecraft, *Nature*, 362, 428-430, 1993
- Grün, E., P. Staubach, M. Baguhl, S. Dermott, H. Fechtig, B.A. Gustafson, D.P. Hamilton, M.S. Hanner, M. Horanyi, J. Kissel, B.A. Lindblad, D. Linkert, G. Linkert, I. Mann, J.A.M. McDonnell, G.E. Morfill, C. Polanskey, G. Schwehm, R. Srama and H.A. Zook., South-North and radial traverses through the zodiacal cloud, *Icarus*, 129, 270-288, 1997
- Horányi, M., Withnell, P., Auer, S., Tuzzolino, A. and

- Grahne, M., D³S: Deployable Dust Detector System for interstellar missions, *Eos*, 79, suppl. 347, 1998
- Kissel, J., The Giotto particulate impact analyzer, *ESA SP-1077*, 67-83, 1986
- Landgraf, M., Modeling the motion and distribution of interstellar dust inside the heliosphere, *J. Geophys. Res.*, 1999, this issue
- Landgraf, M., and E. Grün, In Situ measurements of interstellar dust, Proc. IAU Colloq. 166, "The Local Bubble and Beyond", Eds. D. Breitschwerdt et al., 381-384, 1997
- Lallement, R., Measurements of the interstellar gas, *Adv. Space Res.*, 13, (6)113-(6)120, 1993
- Mathis, J., Interstellar dust and extinction, *Ann. Rev. Astron. Astrophys.*, 28, 37-70, 1990
- Mathis, J. S., Ruml, W., Nordsieck, K. H., The size distribution of interstellar grains, *Astrophys. J.*, 217, 425-433, 1977
- Ratcliff, P. R., J. A. M. McDonnell, J. G. Firth and E. Grün, The Cosmic Dust Analyzer, *J. British Interplanetary Soc.*, 45, S. 375-380, 1992
- Sagdeev, R.Z., J. Kissel, E.N. Evlanov, M.N. Fomenkova, N.A. Inogamov, V.N. Khromov, G.G. Managadze, O.F. Prilutski, V.D. Shapiro, I.Y. Shutyaev and B.V. Zubkov, The dependence of mass resolution and sensitivity of the PUMA instrument on the energy spread of ions produced by hypervelocity impacts, *Astron. Astrophysics*, 187, 179-182, 1987
- Simpson, J.A. and A. J. Tuzzolino, Polarized Polymer Films as Electronic Pulse Detectors of Cosmic Dust Particles, *Nucl. Instr. and Meths.*, A236, 187, 1985.
- Simpson, J.A., D. Rabinowitz and A.J. Tuzzolino, L.V. Ksanfomality and R.Z. Sagdeev, The Dust Coma of Comet P/Halley: Measurements on the Vega-1 and Vega-2 Spacecraft, *Astron. Astrophys.*, 187, 742, 1987
- Svedhem, H., Münzenmayer R., and Iglseider H., Detection of possible interstellar particles by the HITEN spacecraft, In: Physics, Chemistry, and Dynamics of Interplanetary Dust, ASP Conference Series, Vol. 104, Eds. B.A.S. Gustafson and M.S. Hanner, 3-14, 1996
- Srama, R., E. Grün, and the Cassini Dust Science Team, The Cosmic Dust Analyzer for the Cassini mission to Saturn In: Physics, Chemistry, and Dynamics of Interplanetary Dust, ASP Conference Series Vol. 104, Eds.: B.A.S. Gustafson and M.S. Hanner, 227-232, 1996
- Taylor, D.A., Baggaley W.J., and Steel D.I., Discovery of interstellar dust entering the Earth's atmosphere, *Nature*, 380, 323-325, 1996
- Tuzzolino, A.J., PVDF Co-polymer Dust Detectors: Particle Response and Penetration Characteristics, *Nucl. Instr. and Meths.*, A316, 223, 1992.
- Witte M., Rosenbauer H., Banaskiewicz M. and Fahr H., The Ulysses neutral gas experiment: Determination of the velocity and temperature of the neutral interstellar helium, *Adv. Space Res.*, 13, (6)121-(6)130, 1993
- Zinner, E., Stellar nucleosynthesis and the isotopic composition of presolar grains from primitive meteorites, *Ann. Rev. Earth and Planetary Sci.*, 26, 147-188., 1998

E. Grün, Max-Planck-Institut für Kernphysik, Postfach 10 39 80, 69029 Heidelberg, Germany (e-mail: Eberhard.Gruen@mpi-hd.mpg.de)

¹Max-Planck-Institut für Kernphysik, Postfach 10 39 80, 69029 Heidelberg, Germany

²NASA Johnson Space Center, Houston, TX 77058, USA

³Laboratory for Atmospheric and Space Physics, University of Colorado, Boulder, CO 80309, USA

⁴Max-Planck-Institut für Extraterrestrische Physik, 85740 Garching, Germany

⁵European Space Research and Technology Centre, 2200 AG Noordwijk, The Netherlands

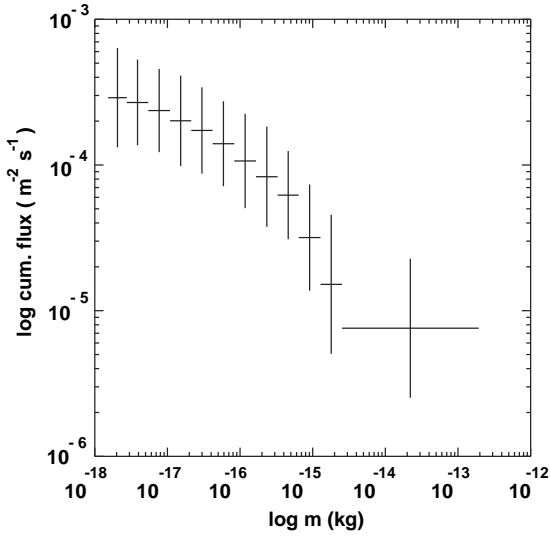


Figure 1. Cumulative flux of interstellar grains observed by the Ulysses dust instruments (for about 3 years after Jupiter fly-by, excluding the ecliptic plane crossing, *Landgraf*, 1999). The detection threshold of the detectors is 10^{-18} kg at 26 km s^{-1} impact speed. The radius scale (a) is derived from the masses by assuming spherical particles of 2500 kg m^{-3} density.

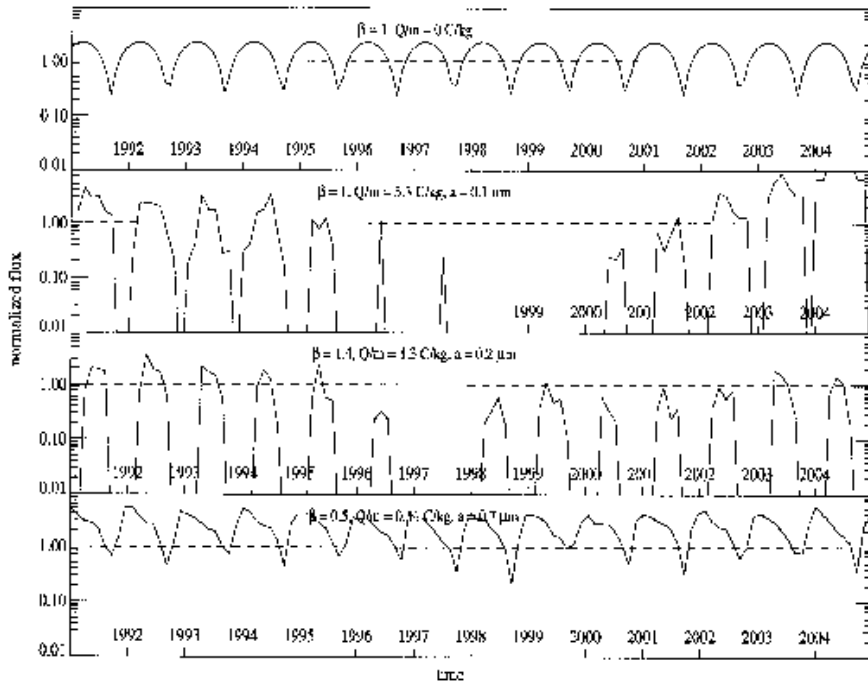


Figure 2. Model fluxes of interstellar grains of various sizes and corresponding parameters as function of time. Parameters are β (ratio of radiation pressure over gravity), Q/m (charge-to-mass ratio), and a (radius of spherical particle with density 2500 kg m^{-3}). Top panel: radiation pressure just cancels gravity ($\beta = 1$), no charge effects; second panel: $a = 0.1 \mu\text{m}$ particle with corresponding beta and Q/m parameters; third panel: $a = 0.2 \mu\text{m}$ particle with corresponding β and Q/m parameters; fourth panel: $a = 0.7 \mu\text{m}$ particle with corresponding β and Q/m parameters.

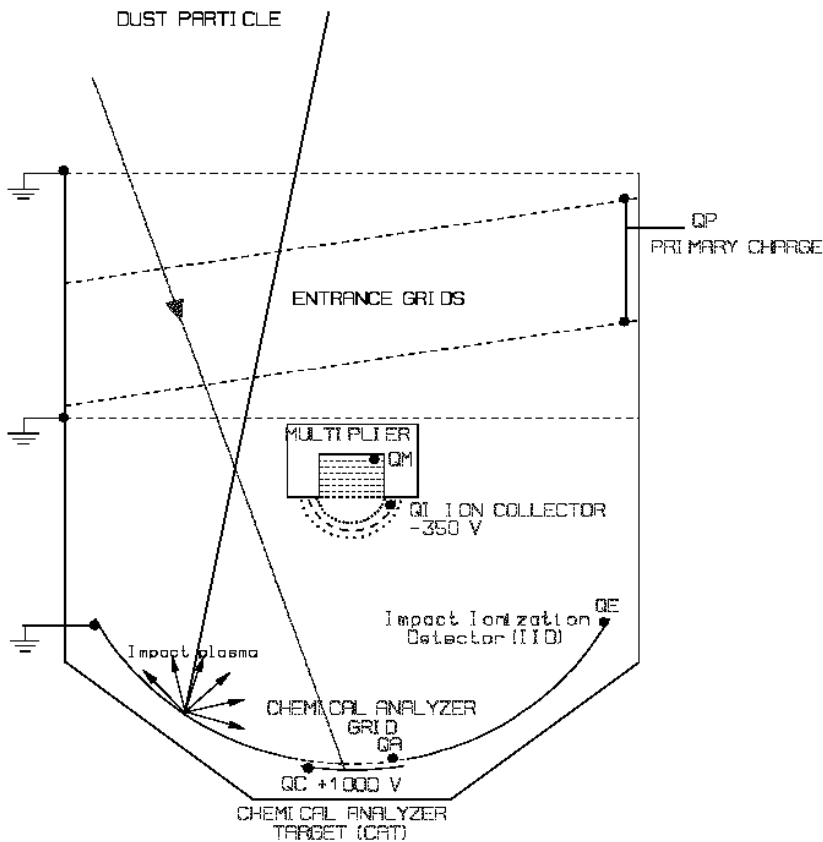


Figure 3. Schematic cross section of the Cosmic Dust Analyzer, CDA. The sensor consists of four charge sensing entrance grids, the hemispherical target, and the ion collector with the multiplier in the center. The innermost and outermost of the four entrance grids are grounded, the two inclined grids are connected to a charge sensitive amplifier (Q_P) which provides measurements of the induced dust particle charge and of the particle velocity. Dust particles (two cases are indicated) can impact either on the big gold plated impact ionization target (IID, diameter 0.41 m) or the small rhodium chemical analyzer target (CAT, diameter 0.16 m) in the center. An electric field of 350 Volts separates electrons (collected by the targets) and ions (collected by the ion grid). Charge sensitive amplifiers collect the charges at the two target electrodes (Q_E , Q_C) and the acceleration grid (Q_A). The acceleration grid is located 3 mm in front of the target and electrically grounded whereas CAT is at a potential of +1000 Volts. The ion collector is located in the center of the detector. Amplifiers are connected to the ion grid (Q_I), and the multiplier (Q_M) and provide measurements of the total ion charge released and the time-of-flight spectrum over a 0.23 m drift distance. The multiplier signal is sampled at a rate of 100 MHz.

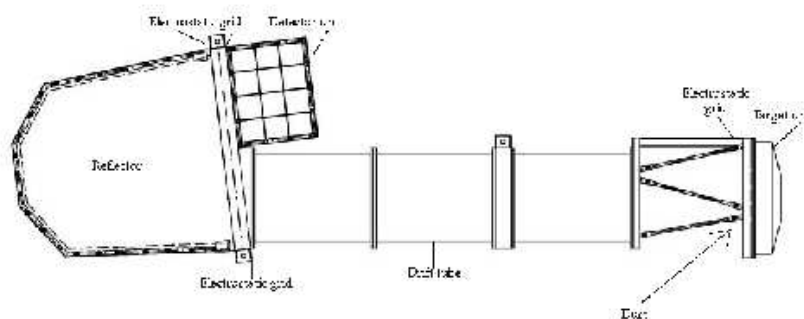


Figure 4. Cross section through the Cometary and Interstellar Dust Analyzer, CIDA. CIDA is a time-of-flight impact ionization mass analyzer of $\sim 0.009 \text{ m}^2$ target size. The target unit houses the positively biased (+1000 V) impact target and the grounded acceleration grid in front of it. The open structure in front of the target assembly allows dust particles to reach the target. The ion drift tube of 0.55 m length is on axis with the target normal. The reflector unit is separated by a grid from both the drift tube and the ion detector. The electrostatic reflector deflects the ions onto the ion detector in such a way that ions of the same mass arrive at about the same time at the detector. The ion detector is a large-area open electron multiplier.

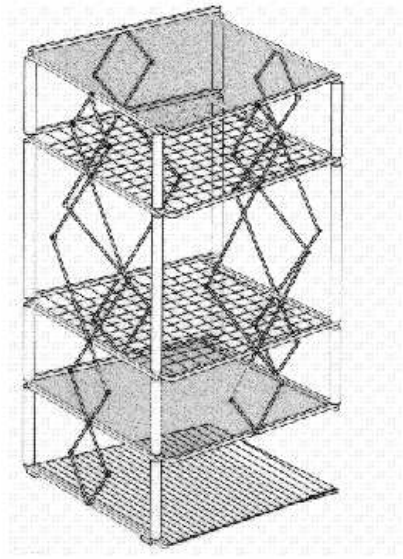


Figure 5. The Deployable Dust Detector System, D³S, is a hybrid deployable instrument, that consists of an electrostatic charge-sensing grid structure and the PVDF impact detector. The top two sensing levels are the grids of charge sensing wires, and the lower level is the thin PVDF film sensor. The charge sensing grids are spaced 0.83 m from each other and the sensor area is 1 m² for each level. A grounded electromagnetic shield grid is mounted above the top charge sensing grid, and another between the lower charge sensing grid and the PVDF sensor. The volume between these two shields is surrounded by aluminized Kapton which is also grounded, forming a complete Faraday cage around the charge sensing grids. D³S is composed of both rigid deployable elements and inflatable members. In the stowed configuration, the detector occupies a volume of 1.18 by 0.30 by 0.22 m. The detector's mass is 29.4 kg.

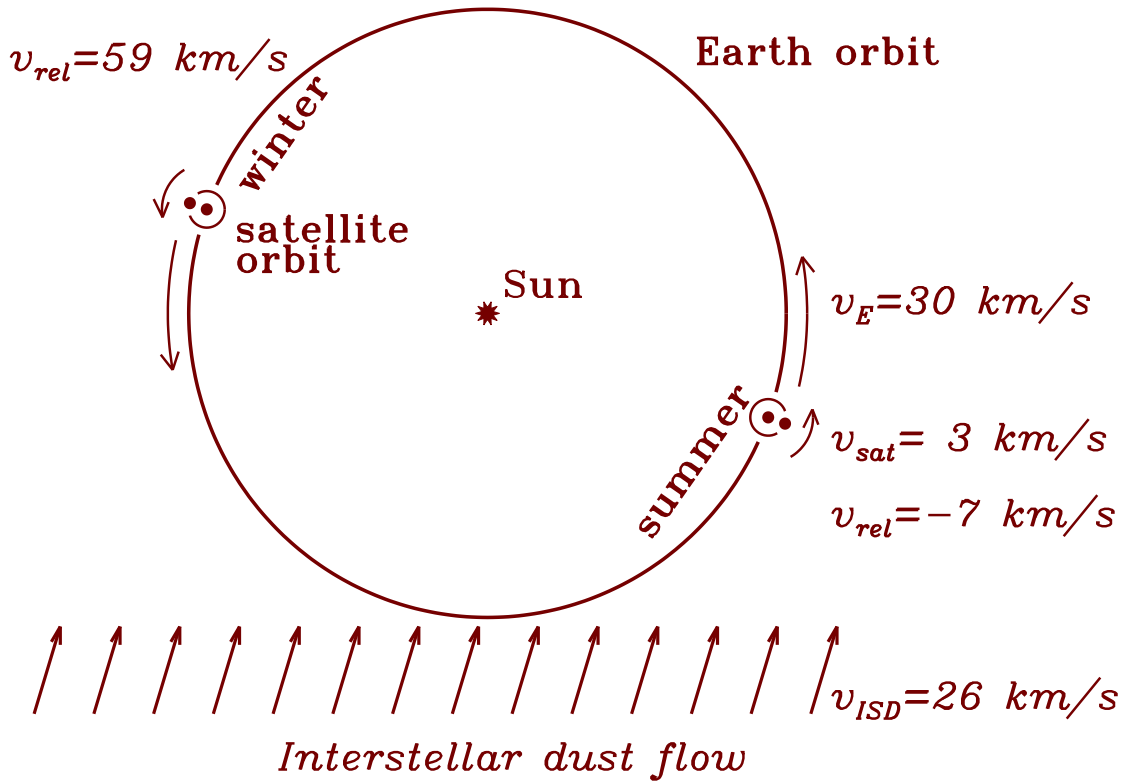


Figure 6. Mission scenario of an interstellar dust mission in high-Earth orbit. Shown is the orbit of Earth around the Sun and the direction of the interstellar gas and dust flow at speed v_{ISD} . A satellite orbits the Earth at a speed of $v_{Sat} = 3 \text{ km s}^{-1}$ (orbits are not to scale). Two positions of the Earth (right: late summer, and left: late winter) and the satellite are shown. The corresponding relative speeds, v_{rel} , to and fluxes, F , of interstellar grains are given for both positions. We have assumed for simplicity that radiation pressure and solar gravity for ISD particles just cancel each other, therefore, ISD travels on straight trajectories through the solar system.