

A DETAILED ANALYSIS OF THE NEUTRON TO PROTON RATIO AT THE ONSET OF PRIMORDIAL NUCLEOSYNTHESIS ^a

S. Esposito, G. Mangano, G. Miele and O. Pisanti
Dipartimento di Scienze Fisiche and INFN, Sezione di Napoli
Mostra d'Oltremare Pad. 20, I-80125, Naples, Italy

We report on the results of a recent evaluation of all percent level corrections to weak rates of processes converting $n \leftrightarrow p$, which are crucial for the determination of the ${}^4\text{He}$ mass fraction produced during primordial nucleosynthesis.

1 Introduction

The more recent data on ${}^4\text{He}$ mass fraction and D abundance produced during Big Bang Nucleosynthesis (BBN) are still controversial, since there are two different sets of results mutually incompatible¹

$$\begin{aligned} Y_p &= 0.234 \pm 0.0054 \quad , \quad D/H = (1.9 \pm 0.4) \cdot 10^{-4} \quad ; \\ Y_p &= 0.243 \pm 0.003 \quad , \quad D/H = (3.40 \pm 0.25) \cdot 10^{-5} \quad ; \end{aligned} \quad (1.1)$$

It is possible that forthcoming measurements from high-redshift, low-metallicity QSO, or better understanding of the present data will clarify the situation. The fact which however is emerging from the above results is that Helium data are now reaching a precision of one *per mille*, requiring a similar effort in reducing the theoretical uncertainties. The ${}^4\text{He}$ mass fraction Y_p crucially depends on the ratio n/p at the weak interaction freeze-out. To reach a precision of the order of 10^{-4} it is demanding to analyze with an accuracy of one percent the rates of processes converting $n \leftrightarrow p$, i.e. $\nu_e n \leftrightarrow e^- p$, $\bar{\nu}_e p \leftrightarrow e^+ n$ and $n \leftrightarrow e^- \bar{\nu}_e p$. This means that the simple *Born* approximation rate ω_B , i.e. the tree level $V - A$ interaction in the *infinite mass* limit for nucleons, should be corrected via the inclusion of several radiative and non radiative effects. We will report on the results of a recent evaluation of all the above corrections². For an extensive discussion, as well as a detailed analysis of the calculation, see reference 2.

^aTalk given by S. Esposito at *Second Meeting on New Worlds in Astroparticle Physics*, September 1998, Faro, Portugal.

2 Corrections to Born rates and ${}^4\text{He}$ mass fraction

Leading corrections to the weak rates of neutron decay and electron and neutrino capture processes can be classified as follows:

- i) order α radiative corrections $\Delta\omega_R$. These effects have been extensively studied in literature and can be classified in *outer* factors, involving the nucleon as a whole, and *inner* ones, which instead depend on the details of nucleon internal structure. Other small effects are actually expected at higher order in α , since, for example, the estimated value of the neutron lifetime is compatible with the experimental value τ_n^{exp} at 4- σ level only. These additional contributions are usually taken into account by eliminating the coupling in front of the reaction rates in favour of τ_n^{exp} . In Figure 1 we report the result of our calculation² for $\Delta\omega_R$ as a function of the ratio T/m_e .
- ii) All Born amplitudes should be also corrected for nucleon finite mass effects $\Delta\omega_K$. They affect the allowed phase space as well as the weak amplitudes, which should now include the contribution of nucleon weak magnetism. Initial nucleons with finite mass will also have a thermal distribution in the comoving frame, over which it is necessary to average the transition probabilities. All these effects are of the order of T/M_N or m_e/M_N , with M_N the nucleon mass. The percent corrections $\Delta\omega_K/\omega_B$ are reported in Figure 2.
- iii) Since all reactions take place in a thermal bath of electron, positron, neutrinos, antineutrinos and photons, finite density and temperature radiative effects $\Delta\omega_T$ should be also included; these corrections, of the order of $\alpha(T/m_e)$, account for the electromagnetic interactions of the in/out particles, involved in the microscopic weak processes $n \leftrightarrow p$, with the surrounding medium. They can be evaluated in the real time formalism for finite temperature field theory². As can be seen in Figure 3, these corrections only represents 0.2 \div 0.3% of the corresponding Born rates at the freeze out temperature $T \sim 1\text{MeV}$.

The corrections to the $n \leftrightarrow p$ rates may produce a sensible effect on the ${}^4\text{He}$ mass fraction Y_p , which is strongly dependent on the neutron fraction $X_n = n_n/(n_n + n_p)$ at the nucleon freeze-out. The expected variation of the surviving neutron fraction δX_n induced by the whole effects $\Delta\omega$, which we report in Figure 4, can be evaluated by solving the corresponding transport equation. We find² for the asymptotic abundance $\delta X_n \simeq 0.0024$, with a relative change, in percent, $\delta X_n/X_n = 1.6\%$. These results allows for a simple estimation of

the corrections to ${}^4\text{He}$ mass fraction $\delta Y_p = 2 \delta X_n \exp(-t_{ns}/\tau_n^{exp})$, where $t_{ns} \simeq 180 \text{ sec}$ corresponds to the onset of nucleosynthesis and the exponential factor accounts for the depletion of relic neutrons at freeze-out due to β -decay. Using the results for δX_n we find $\delta Y_p \simeq 0.004$, or, in percent $\delta Y_p/Y_p = 1.6\%$.

References

1. K.A. Olive and D. Thomas, *Astropart. Phys.* **7**, 27 (1997); Y.I. Izotov, T.X. Thuan and V.A. Lipovetsky, *Ap. J. Suppl.* **108**, 1 (1997).
2. S. Esposito, G. Mangano, G. Miele and O. Pisanti, *Nucl. Phys. B* **5842**, 1 (1998).

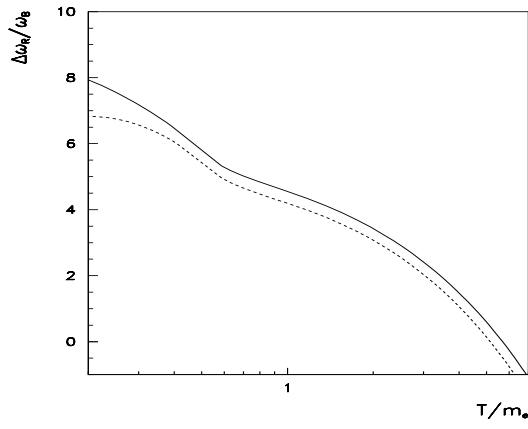


Figure 1: Zero temperature radiative corrections, for $n \rightarrow p$ (solid line) and $p \rightarrow n$ (dashed line) processes, in percent.

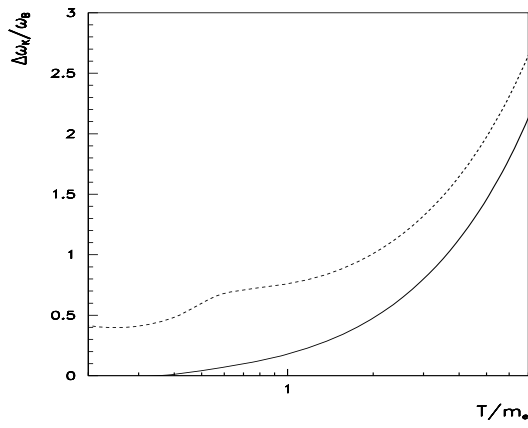


Figure 2: The finite nucleon mass contributions to the $n \rightarrow p$ (solid line) and $p \rightarrow n$ (dashed line) processes.

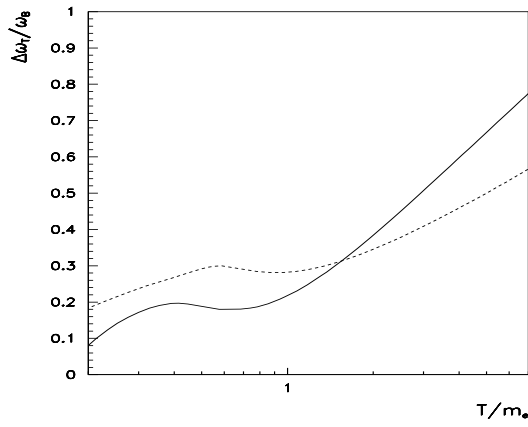


Figure 3: The thermal radiative corrections to the $n \rightarrow p$ (solid line) and $p \rightarrow n$ (dashed line) processes, expressed in percent.

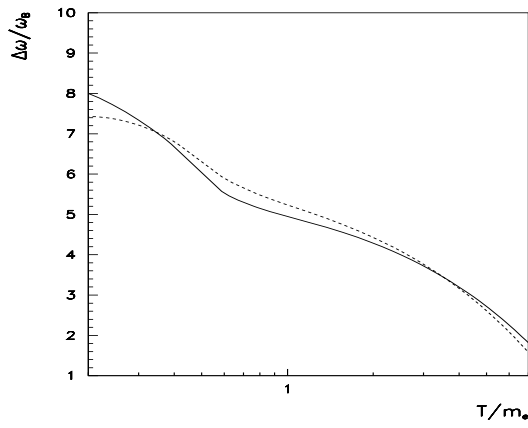


Figure 4: The total relative corrections $\Delta\omega/\omega_B$ for the $n \rightarrow p$ (solid line) and $p \rightarrow n$ (dashed line) processes, expressed in percent.

