

Linear Polarization and Proper Motion in The Afterglow of Beamed GRBs

Re'em Sari

Theoretical Astrophysics, 130-33, California Institute of Technology, Pasadena, CA 91125
Institute for Theoretical Physics, University of California, Santa-Barbara, CA 93106-4030

ABSTRACT

We investigate the polarization and proper motion expected in a beamed Gamma-Ray Burst's ejecta. We find that even if the magnetic field has well defined orientation relative to the direction of motion of the shock, the polarization is not likely to exceed 20%. Taking into account the dynamics of beamed ejecta we find that the polarization rises and decays with peak around the jet break time (when the Lorentz factor of the flow is comparable to the initial opening angle of the jet). Interestingly, we find that when the offset of the observer from the center of the beam is large enough, the polarization as function of time has three peaks, and the polarization direction of the middle peak is rotated by 90° relative to the two other peaks. We also show that some proper motion is expected, peaking around the jet break time. Detection of both proper motion and the direction of polarization can determine which component of the magnetic field is the dominant.

1. Introduction

For the first time, polarization was measured from an optical afterglow, in the case of GRB 990510 (Covino et. al. 1999, Wijers et. al. 1999). The polarization was relatively small, 1.7% and was measured about 0.77d after the burst. A Large amount of polarization is usually considered as the smoking gun of synchrotron emission. Awhile before this detection, some prediction regarding polarization were put forward by Gruzinov and Waxman (1999) and Medvedev and Loeb (1999). They assumed spherical emission, which by symmetry give no net polarization except from random fluctuations. The polarization from those fluctuations depend on the size of the coherent magnetic field regimes, the smaller they are the more chances of averaging down to zero. The prediction were up to 10% by Gruzinov and Waxman and of order 1% by Medvedev and Loeb.

However, the optical light curve of GRB 990510, for which polarization was measured, showed a strong break into a steeper decline at about 1.5d (Stanek et. al. 1999, Harrison

et. al. 1999). Though spherical models predict several breaks in the spectra and light curve of afterglow (see Sari, Piran and Narayan 1998), these breaks are considerably smaller. The break seen in GRB 990510 is therefore interpreted as a result of a beamed ejecta that begins to spread sideways (Rhoads 1999, Panaitescu and Mészáros 1998, Sari, Piran and Halpern 1999). Motivated by the measurement of the polarization, and the interpretation of a beamed emission, Gruzinov (1999) recalculated the polarization expected from a beamed ejecta and concluded that if the magnetic field perpendicular to the shock front is significantly different from the magnetic field parallel to the shock front then the amount of polarization may be as large as the maximal synchrotron polarization, i.e. about 60%.

Here we reanalyze the expected polarization from a beamed ejecta. We take an approach similar to that of Gruzinov (1999) where we assume that the magnetic field is not completely isotropic behind the shock, with the component parallel to the shock front significantly different from the other components. The discussion here is different from that of Gruzinov in two key points. First the polarization of the emission of powerlaw distribution of electron, as observed in a given frequency is estimated (rather than the frequency integrated polarization). Second, and more important, a more realistic geometric setup for the afterglow emission is considered rather than a point-like emitter. We take into account the evolution of the relativistic jet and derive the time dependent polarization.

We denote by Π_0 the polarization from a small region where the magnetic field has a given orientation. In section 2, the polarization Π_0 is averaged over the possible orientation of the magnetic field. This is done assuming that the magnetic field is entangled over a point-like region, in which the direction towards the observer is approximately constant. In section 3, we integrate over the entire emitting region in a beamed ejecta geometry, and obtain the observed polarization. By producing these steps in that order one assumes that the magnetic field is randomized on scales which are point-like, much smaller than the overall size of the emitting region. As pointed out by Gruzinov and Waxman (1999), this is true even if the magnetic field coherent length grows in the speed of light in the fluid local frame. In section 4 we discuss the proper motion associated with a beamed ejecta.

2. Polarization from a point-like emitting region.

At any point in the shock front there is a preferred direction, the radial direction, in which the fluid moves. We call this the parallel direction and choose the z -direction of the fluid local frame coordinate system to be in that direction. The two perpendicular directions (x, y) are assumed equivalent, i.e., the system is isotropic in the plane perpendicular to the direction of motion. We chose the x -direction to be in the plane that contains the

z -direction and the direction towards the observer \hat{n} . Suppose now that the magnetic field has spherical coordinates (θ, φ) in that frame (see insert in figure 1). A quite general description of the distribution of the magnetic field in such anisotropic system would be to allow different values of the magnetic field as function of the inclination from the preferred direction $B = B(\theta)$ as well as a probability function for the magnetic field to be in each given inclination $f(\theta)$.

The relevant component of the magnetic field is that perpendicular to the observer i.e. $B \sin(\delta)$, where δ is the angle between the direction of the magnetic field and the observer. This will produce polarization Π_0 in the direction perpendicular both to the observer and to the magnetic field i.e. in the direction $\hat{n} \times \hat{B}$. However, this polarization should be averaged due to contributions from magnetic fields oriented differently. By our assumption of isotropy in the (x, y) direction, the polarization of radiation emitted from a point-like region (after averaging on magnetic field orientation) must be in the direction perpendicular to the z -axis and to the observer, i.e., in the \hat{y} direction. The contribution Π_0 from a single orientation magnetic field, must therefore be multiplied by $\cos 2\eta$ where η is the angle between \hat{y} and $\hat{n} \times \hat{B}$. By doing so, positive total polarization would indicate polarization along the \hat{y} direction while negative polarization would indicate polarization along the direction perpendicular to \hat{y} and to the observer. Assume now that the emission is proportional to some power of the magnetic field B^ϵ . The total polarization from a point-like region is then

$$\Pi_p = \Pi_0 \frac{\int \cos(2\eta) [B(\theta) \sin \delta]^\epsilon f(\theta) \sin \theta d\varphi d\theta}{\int [B(\theta) \sin \delta]^\epsilon f(\theta) \sin \theta d\varphi d\theta}.$$

For a powerlaw distribution of electrons we have $\Pi_0 = (p + 1)/(p + 7/3)$ and $\epsilon = (p + 1)/2$, where p is the electron powerlaw index, usually in the range of $p = 2$ to $p = 2.5$. Reasonable values are therefore $\Pi_0 \sim 70\%$ and $1.5 < \epsilon < 1.75$. Cooling may increase the effective p by $1/2$. The angles δ and η are given by

$$\begin{aligned} \cos \delta &= \cos \alpha \cos \theta + \sin \alpha \sin \theta \cos \varphi, \\ \cos \eta &= (\sin \alpha \cos \theta - \cos \alpha \sin \theta \cos \phi) / \sin \delta. \end{aligned}$$

For frequency integrated polarization, the emission is proportional to the square of the magnetic field, $\epsilon = 2$, and the integration can be easily done. We obtain

$$\Pi_0 \sin^2 \alpha \frac{\langle B_{\parallel}^2 \rangle - \langle B_{\perp}^2 \rangle / 2}{\sin^2 \alpha \langle B_{\parallel}^2 \rangle + (1 + \cos^2 \alpha) \langle B_{\perp}^2 \rangle / 2}.$$

This is identical to the expression of Gruzinov (1999). As we remarked above, the relevant values of ϵ are probably below 2, and the integration is less simple. The results now depends

on higher moments of $B(\theta)$ and $f(\theta)$, rather than simply through $\langle B_{\parallel}^2 \rangle$ and $\langle B_{\perp}^2 \rangle$. One realization of anisotropic magnetic field can be obtained from an isotropic magnetic field in which the component in the parallel direction was multiplied by some factor ξ . In the notation above this translates to

$$B(\theta) \propto (\sin^2 \theta + \cos^2 \theta / \xi^2)^{-1/2}, \quad f(\theta) \propto (\sin^2 \theta + \cos^2 \theta / \xi^2)^{-3/2}.$$

Figure 1 shows contours of the polarization obtained from a single emission point after averaging over all possible direction of the magnetic field relative to Π_0 , as function of the inclination angle α and the anisotropy ξ , both in the case of $\epsilon = 1.5$ and the analytic case $\epsilon = 2$. The $\epsilon = 2$ cases gives higher polarization than lower values of ϵ . However, it is evident that the differences in polarization for the two values of ϵ is not large and are mostly less than 10%. Given the much higher uncertainties, such as the anisotropy ξ and the uncertainty in the geometry when averaging over the emitting regions (see the next section), one can use the analytic result even though it uses $\epsilon = 2 > 1.75$. The following properties seems to be general: if $\xi \gg 1$ ($B_{\parallel} \gg B_{\perp}$) the polarization is $\Pi_p \cong \Pi_0$ quite independent on the exact value of α and ϵ . If, on the other hand, $\xi \ll 1$ ($B_{\parallel} \ll B_{\perp}$) as suggested by Medvedev and Loeb (1999) then the polarization is small for small values of $\sin^2 \alpha$. In the following section we shall assume the favorite conditions in which the polarization from a point like emitter is $\Pi_p \cong \Pi_0 \cong 70\%$.

3. Polarization from a beamed relativistic ejecta.

The exact calculation of the expected polarization requires the knowledge of the exact hydrodynamics of the evolution of a beamed ejecta. There is no detailed description of that for now, however, several key features are understood. At first, the ejecta behaves like a spherical one as it has no time to spread laterally. This stage lasts as long as $\gamma \gg \theta_0^{-1}$ where γ is the bulk Lorentz factor of the jet and θ_0 is its opening angle. During this stage the emission also looks spherical, since the observer is only able to see a small fraction of the jet surface, of the order of $\gamma^{-1} \ll \theta_0$. The emission in this stage is mostly from a ring at high frequencies (above the peak synchrotron frequency) and from an almost uniform disk below the peak frequency and especially uniform below the self absorption frequency (Waxman 1998, Panaitescu and Mészáros 1998, Sari 1999, Granot, Piran and Sari 1999a,b). Since the emitting region has spherical symmetry around the observer, the net expected polarization is zero, except perhaps for fluctuations in the manner discussed by Gruzinov and Waxman and Medvedev and Loeb. We ignore this kind of fluctuations in the rest of this paper and focus on the average net polarization.

It is likely that the observer is not directed exactly at the center of the jet. In this

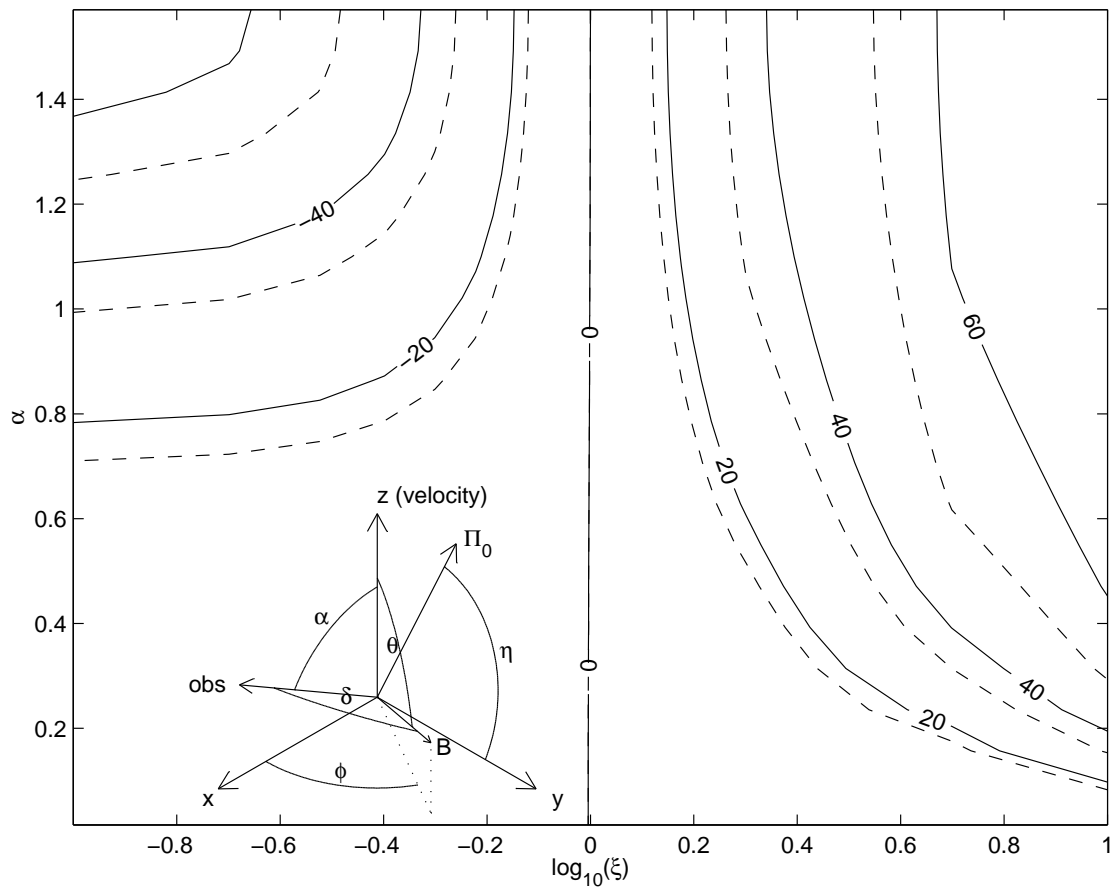


Fig. 1.— The percentage of polarization Π_p from a point-like emitting region, after averaging over the possible orientation of the magnetic field, as function of the inclination of the observer relative to the preferred direction α and the ratio between the two components of the magnetic field ξ . The insert shows the geometry of the calculation, which averages over θ and ϕ for a given α .

case once the viewing angle becomes large enough the observer “feels” the asymmetry and most of the emission comes from the direction towards the center of the jet. At this stage some net polarization is expected. However, one should not expect the maximal linear polarization allowed by synchrotron radiation as the emission has angular extent $1/\gamma$ and therefore a considerable averaging will take place. The time when the edge effects become visible is comparable to the time when the jet begins to spread. Later in time the angular extent of the jet increases, while the offset of the observer from the center of the jet is, of course, fixed in time. The observer therefore becomes more and more in the center of the ejecta and the system, once again, approaches cylindrical symmetry. The amount of polarization is expected to fade.

When the emission is from a ring centered around the observer, and assuming that the dominant component of the magnetic field is perpendicular to the shock then the north and south quarters of the ring produce polarization in the north-south direction while the west and east quarters give rise to west-east polarization (The opposite is true if the parallel magnetic field is the dominant one). The total being a zero net polarization. If part of the ring is missing (due to the finite extent of the jet) say a small part on the east direction, then the net polarization would be in the south-north direction. If it is a big fraction of the ring that is missing, say the east part as well as the north and south parts then the polarization would be east-west. As discussed above, the part of the ring that is missing is initially growing, reaching a maximum around the time when the jet begins to spread, and then decreases again. If, at the maximum, a large part of the ring is missing (or radiates less efficiently) then the direction of polarization is expected to change by 90° ! This kind of behavior is quite unique to the geometric setup of beamed GRBs. A detection of such a feature is therefore a very strong support both to the synchrotron radiation as well as the geometric structure of the jet and its evolution. Some possible examples of this behavior is given in the toy model below.

We suggest a toy model in order to get a better filling of the possible observable effects and a very rough estimate of the maximal polarization. The toy model is built on the following assumptions: **1.** The line of sight to the observer is always crossing the jet, i.e. the angular offset between the observer and the center of the jet is smaller than the initial angular extent of the jet θ_0 . **2.** The viewable region is a thin ring of radius γ^{-1} centered around the line of sight to the observer. The width of the ring is taken to be 30% of its radius. **3.** The jet spans an angular size given by its initial size θ_0 as long as $\gamma \geq \theta_0^{-1}$ and after that expands with angular size of γ^{-1} , i.e., $\theta(t) = \max[\gamma^{-1}, \theta_0]$. **4.** The portions of the viewable region (defined in **2**) that overlaps the jet radiates uniformly, while the portion of the viewable region that is outside of the jet is not emitting. **5.** The Lorentz factor of the fluid is related to the observed time, T , by $\gamma \propto T^{-3/8}$ as long as $\gamma \geq \theta_0^{-1}$ and by $\gamma \propto T^{-1/2}$

after that.

Under these assumptions, the evolution of the polarization as a function of time depends only on the initial offset between the line of sight to the observer and center of the jet measured in units of the jet’s initial angular size $q \equiv \theta_{offset}/\theta_0$. Jets with $q = 0$ are centered exactly at the observer, while with $q = 1$ the observer is located exactly at the edge of the jet. Values of $q > 1$ are excluded by our first assumption. This reflects the fact that in such cases the GRB itself will be hardly seen.

Figure 2 and figure 3 display the emission geometry for the two radical values $q = \sqrt{0.1} \cong 0.32$ and $q = \sqrt{0.9} \cong 0.95$ where 80% of the cases are. Figure 4 summarizes the polarization evolution for these two extreme values of q as well as the median value $q = 0.71$.

4. Proper Motion

A straight forward consequence of the discussion and the toy model of the previous section is proper motion of the source that peaks around the time of the jet spreading. Since initially the source is centered around the observer due to relativistic beaming, the centroid of the emitting ring is fixed in time. Once the Lorentz factor becomes comparable to one over the opening angle of the jet, the symmetry breaks and more emission comes from the side directed towards the center of the jet. This results in proper motion.

The most extreme change in the angular position can be estimated by $q\theta_0 R/D$, where R is the emission radius and D is the (angular) distance to the observer. Even with favorite parameters of $\theta_0 = 0.2$, $q = 1$, $R = 10^{18}$ cm and a distance of $D \sim 2 \times 10^{27}$ cm ($z \cong 0.2$) we get angular displacement of order of $\sim 10^{-10} \cong 20\mu\text{arcsec}$, which is about the current observational capabilities with VLBI. A more detailed time dependent calculation could be done by finding the centroid of the gray regions in figure 2 and figure 3.

Since the proper motion is towards the center of the jet, it must be either perpendicular or parallel to that of the polarization. If the direction of the motion is parallel (perpendicular) to the direction of the polarization (during the first peak in case that the polarization changes its direction) then the dominant component of the magnetic field is the parallel (perpendicular) component. Combination of detection of polarization and proper motion enables as to determine the orientation of the magnetic field behind the shock.

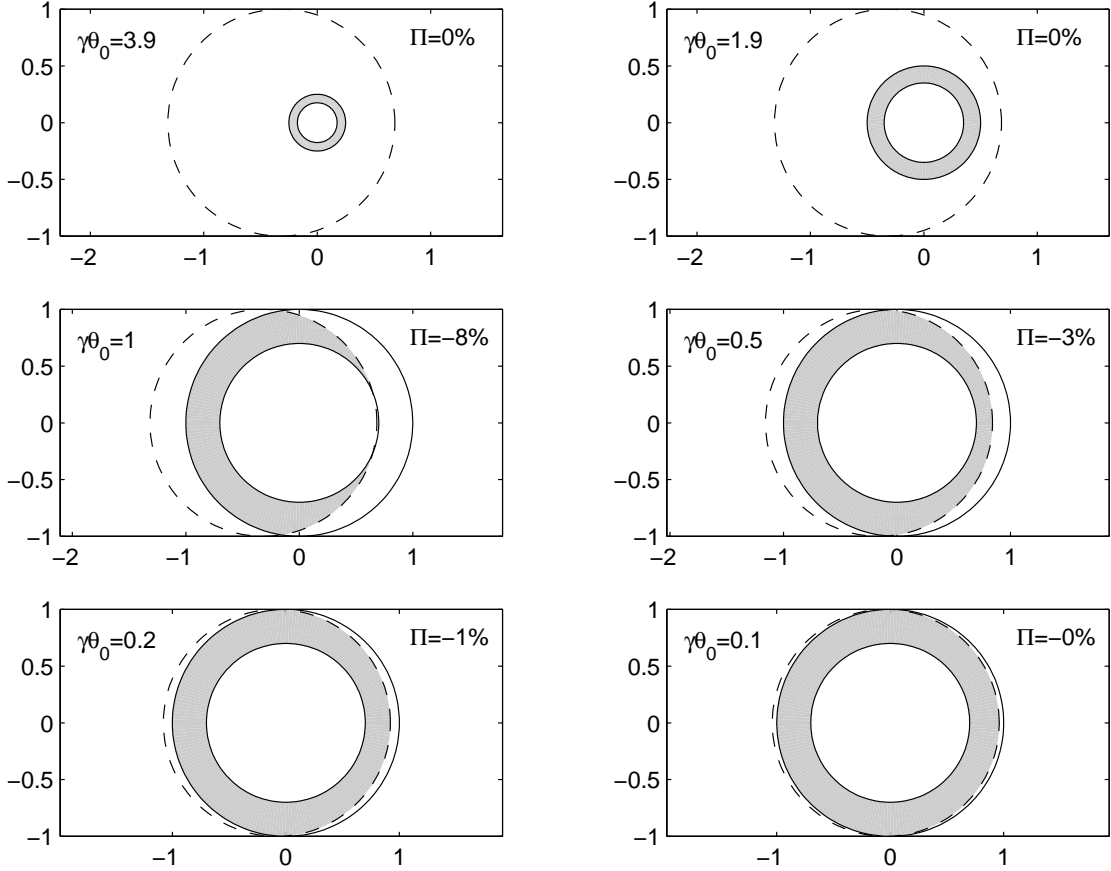


Fig. 2.— The emitting region at several times in the toy model, the case of a relatively small offset of $q = 0.32$. Dash line marks the physical extent of the jet while solid lines give the viewable region. The gray shaded region is where the radiation is coming from. On each frame, the percentage of linear polarization is given on the top right and the initial size of the jet relative to $1/\gamma$ is given on the left. The frames are scaled so that the size of the jet is unity.

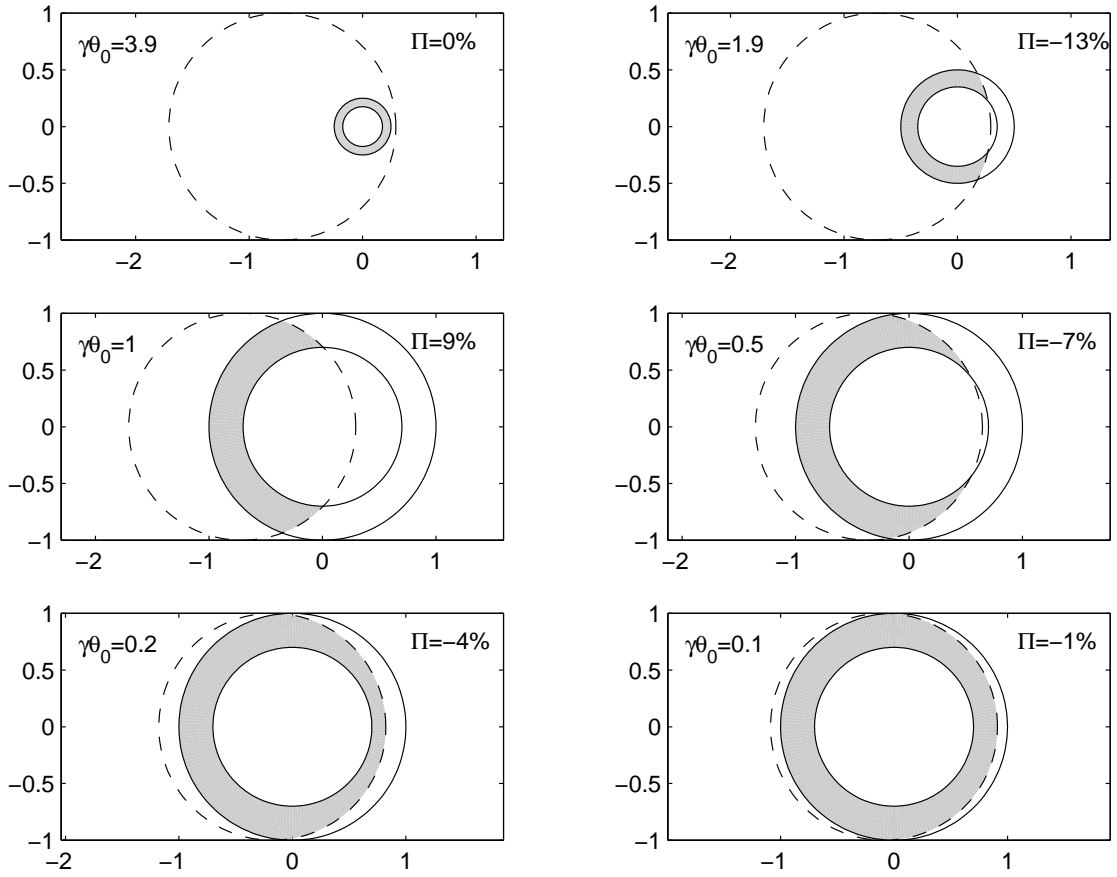


Fig. 3.— Same as figure 2 for a relatively large offset of $q = 0.95$.

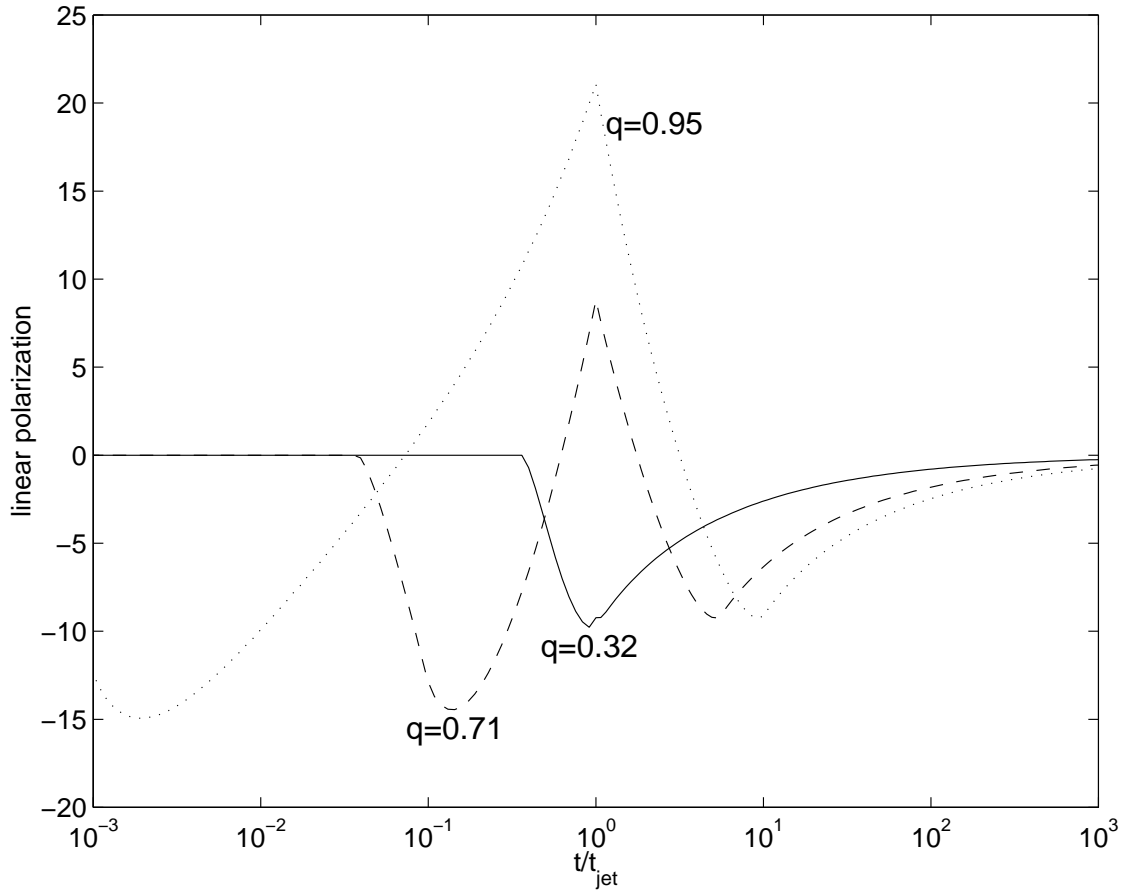


Fig. 4.— The polarization as function of time for three values of $q = 0.32, 0.71, 0.95$. We assume here that the polarization from a single patch is the maximal one, $\Pi_p = 70\%$.

5. Discussion

We have estimated the polarization expected in the case where the magnetic field is not completely randomized behind the relativistic shock. High polarization is expected if the magnetic field is significantly different in the parallel and perpendicular directions. We find that the polarization due to powerlaw distribution of electrons is only slightly smaller than the frequency integrated polarization. However, averaging over the whole emission site has a dramatic effect on the total polarization. It completely destroys the polarization at early and late times and polarization is expected only around the jet break time. Even under the extreme conditions of the toy model, the polarization is unlikely to get to its maximal value of $\sim 70\%$. The maximal value we get is around 20%.

A striking and quite unique outcome of our model is that the polarization change direction by 90° around the jet spreading time for cases where the observer is not very close to the center of the jet. It rises once in a given direction decays to zero and rises again in a direction different by 90° vanishes again and finally rises in the original direction and slowly decays to zero. Within our toy model, most beamed ejecta are expected to change the direction of their polarization in the above manner.

Beamed GRBs are subject to proper motion of the centroid of the emission region, mostly around the jet spreading time. On early time, the emission is centered around the observer and there is therefore no motion. Around the jet spreading time, the position angle should change by a small amount, of order of a few μarcsec marginally detectable by current instruments. If proper motion is detected, it would be towards the center of the physical jet. This is either perpendicular or parallel to the polarization direction. It will tell as which component of the magnetic field is larger.

Ghisellini and Lazzati (1999) have simultaneously and independently completed a similar work, and found two peaks for the polarization in the limit of $\xi = 0$ and a non spreading jet. The jet spreading effect, which is taken into account in this letter, brings back the symmetry at late times and results in a third polarization peak, in the same direction as the first peak. The spreading also destroys the second peak if the offset is small enough.

I thank Roger Blandford, Tsvi Piran, Eric Blackman, Sterl Phinney and Dail Frail for useful discussions. The author is supported by the Sherman Fairchild foundation. This research was supported in part by the National Science Foundation under Grant No. PHY94-07194.

REFERENCES

- Covino et. al. 1999 A&A in press, astro-ph/9906319.
- Granot, J., Piran, T., & Sari, R., 1999a, ApJ, 513, 679.
- Granot, J., Piran, T., & Sari, R., 1999, astro-ph/9808007.
- Gruzinov, A. and Waxman, E. 1999 ApJ, 511, 852.
- Gruzinov, A. 1999 ApJL submitted, astro-ph/9905276.
- Harrison F. A. et. a. 1999, astro-ph/995306.
- Ghisellini, G. & Lazzati D., 1999, astro-ph/9906471.
- Medvedev, M. V. and Loeb A. 1999, astro-ph/9904363.
- Panaitescu, A., & Mészáros, P., 1998, astro-ph/980616.
- Rhoads, J.E., 1999, astro-ph/9903399.
- Sari, R., 1998, ApJL, 494, L49.
- Sari, R., Piran, T. & Narayan, R., 1998, ApJ, 497, L17.
- Sari, R., Piran, T. & Halpern, J., 1999, ApJ, 519, L17.
- Stanek et. al, 1999, astro-ph/995304.
- Waxman, E., 1997, ApJL, 491, L19.
- Wijers, R.A.M.J., et. al. 1999, astro-ph/9906346.