

A&A manuscript no.
(will be inserted by hand later)

Your thesaurus codes are:
03(02.01.2;02.12.3;11.01.2;11.17.2)

Emission lines from illuminated warped accretion disks in AGN

Rumen Bachev

Institute of Astronomy, Bulgarian Academy of Sciences, 72 Tsarigradsko Chausse Blvd., 1784 Sofia, Bulgaria
e-mail: bachevr@astro.bas.bg

Received ... / Accepted ...

Abstract. The broad line profiles ($H\beta$) from a nonplanar accretion disk resulting from reprocessing of hard X-ray radiation are studied in this paper. The simplest model of a disk with small inclination and a central point-like source of ionizing radiation is adopted. The profiles obtained depend significantly on the line of sight – they are asymmetric as well as frequency-shifted in most cases. Since such frequency shifted asymmetric profiles are generally not observed in AGN, the most plausible interpretation may be that either the major part of the broad emission does not originate from the disk, but from different matter near the hole, or the disk is in general planar. The latter situation might apply to non-rotating black holes, for which the accretion disk is not warped. The emission lines are then similar to those from planar disks, i. e. almost symmetric, double-peaked and non frequency-shifted. Symmetric and double-peaked profiles might also be observed in case of an accretion disk transparent to visual light and/or X-rays.

Key words: Accretion, accretion disks - Line: profiles - Galaxies: active - Galaxies: emission lines

A thin accretion disk in AGN could not only be the energy source but also act as a fluorescent screen, producing a significant part of the broad emission lines in Seyfert 1 type nuclei due to the reprocessing of the central hard radiation (Collin-Souffrin 1987). Evidence for a disk reprocessing is given by reverberation mapping studies, which show a very small BLR radius (several light days), in a contradiction with the standard cloud models predictions (Osterbrock 1993 and references therein). Detailed analysis by Collin-Souffrin & Dumont (1989) shows that the low ionization lines (Balmer lines, for instance) from the disk could be successfully modeled, as this emission depends on the amount of hard X-ray radiation intercepted, instead of on the ionization parameter which is generally unknown. Two types of illuminating source geometry have been proposed (Dumont & Collin-Souffrin 1990a): a point source, located above/below the disk plane and a diffuse hot medium, reflecting hard radiation to the disk surface. The line profiles from the disk are broad, with $\text{FWHM} \simeq 10^3\text{--}10^4 \text{ km s}^{-1}$, double-peaked in most cases, symmetric and non frequency shifted (Dumont & Collin-Souffrin 1990b). They depend mostly on disk structure, geometry and power of the ionizing source, as well as on the point of view.

1. Introduction

It is widely believed that Active Galactic Nuclei (AGN) are powered by accretion onto a supermassive black hole (Rees 1984, Blandford 1990, Ho 1998). This accretion probably operates through a geometrically thin disk, which is necessary to ensure enough radiation efficiency of the process (Rees 1984). Viscous release of energy in the disk, due to differential Keplerian rotation, is the most commonly invoked mechanism to explain the observed AGN luminosities, which are usually about $10^{43\text{--}45} \text{ erg s}^{-1}$. Through this mechanism, which generates mainly visual, UV, and soft X-ray continuum, up to 0.30 of the total mass-energy of the flow can be extracted (Thorne 1974). The observed hard X-ray radiation is probably produced by a compact source, located near the center (at $R = 10 - 20 R_G$, where $R_G = GM_{\text{BH}}/c^2$, M_{BH} is the black hole mass). The compactness of this X-ray source follows from its rapid variability in many objects.

All these profile calculations have been performed under a default assumption that the disk is a planar, axisymmetric structure, illuminated uniformly. This, however, might not always be true. If the accreting matter falls onto a rapidly rotating (*Kerr*) black hole and the angular momenta of the hole, and of the accreting gas, are not aligned, the disk formed is a nonplanar structure (a *twisted* or *warped* disk). This is the well known *Bardeen-Petterson effect* (Bardeen & Petterson 1975, Macdonald et al. 1986). This effect is due to the differential *Lense-Thirring precession* ($\omega_{\text{LT}} = \frac{2aG^2M_{\text{BH}}^2}{c^3R^3}$, a is the dimensionless spin parameter of the hole, $0 \leq a \leq 1$) of orbits around the spin axis of a rotating black hole (Misner et al. 1973). Although ω_{LT} depends on the position within the disk, the disk is a steady structure as the viscosity prevents its disassembling. Near the hole, the flow is aligned with the equatorial plane of the black hole, while at larger dis-

tances it is smoothly tilted to its initial orbital plane. The alignment radius (the *Bardeen-Petterson radius*) was originally been assumed to be of the same order as the radial distance, where the precession time scale ($\sim \omega_{LT}^{-1}$) is comparable to the infall time scale ($\sim R V_R^{-1}$, V_R is the radial velocity of the gas). When the internal hydrodynamics of the disk is fully taken into account it appears to be much smaller (Kumar & Pringle 1985).

Accretion disks spin up nonrotating, or slowly rotating, black holes because the angular momentum per mass unit of the accreting gas at the innermost stable orbit exceeds that of the hole (Misner et al. 1973; Shapiro & Teukolsky 1983). The *Blandford-Znajek process* (electromagnetic extraction of the black hole spin energy) is probably not efficient enough to reduce completely this accumulated spin momentum (Modersky et al. 1997, Livio et al. 1998). In other words, an AGN black hole is most probably fast rotating ($a \simeq 1$). As a result, the accretion disk in AGN should be nonplanar in most cases, as there is no reason to suppose that the spin momentum of the accreting mass and the black hole spin momentum are always aligned. Evidence for the existence of nonplanar disks in AGN has been recently found by Nishiura et al. (1998). Obviously, such a nonplanar geometry of the disk makes it possible for the central radiation to reach the outer parts, as these can be directly "seen" from the center (Petterson 1977). The covering factor of a nonplanar disk in case of central irradiation is close to its initial inclination angle, measured in 4π units.

In this paper, the broad Balmer emission due to reprocessing of the central high energy radiation by a warped accretion disk is investigated. Here we present $H\beta$ profiles. The profiles of other strong low ionization lines ($H\alpha$, for instance) could be slightly different because of different reprocessing properties of the medium. Our main purpose here is to demonstrate the effect of disk twisting on the line profiles, without making fits to observational data. That is why we choose the simplest model of a disk with small inclination and a point X-ray source located near the center. In the next sections we describe our method (Sect. 2) and results (Sect. 3). Discussion, comparison with the observations, and conclusions are given in Sect. 4

2. Modeling line profiles

In our model a viscous, geometrically thin, and warped – because of the Bardeen-Petterson effect – accretion disk is irradiated by a point-like central source. We use a cylindrical coordinate system, centered at the black hole (Fig. 1). The irradiating source is located at $Z_S = 10 R_G$ above the disk plane, along the black hole axis instead of at the exact center, as this is a more realistic situation. The profiles of $H\beta$ emission as a result of the reprocessing of the central hard X-ray radiation are obtained. The disk thickness is neglected in the computations – it does not affect the profile shapes significantly as the semithickness

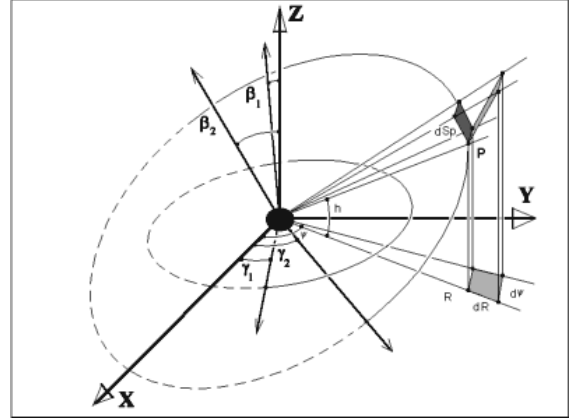


Fig. 1. The twisted accretion disk – a steady system of inclined rings, each defined by two Eulerian angles and the radial distance (R). The axis of the black hole is aligned with the Z direction. To explore the irradiation, the disk is divided into $\sim 10^7$ elements. Cylindrical coordinates are used to express the position of each element.

to radius ratio is usually much less than the tilt angle. All relativistic corrections are also neglected, because they are small while our goal is to obtain qualitative results only. The disk is assumed to be optically thick to visual light and X-rays – no emission from the lower surface (probably also illuminated) can reach an observer located above the X - Y plane.

2.1. Geometry of nonplanar disks

Since the precession velocity is small compared to the Keplerian orbital velocity $V_K = c R_G^{0.5} R^{-0.5}$, the disk is a stationary structure and can be treated as being composed of concentric rings, laying in different planes. Warp waves can propagate through the disk surface if $\alpha \ll 1$ (Papaloizou & Pringle 1983), where α is the dimensionless viscosity parameter (Shakura & Sunyaev 1973), but this is not the case for AGN accretion disks, where α is usually assumed to be 0.1-1. Each disk ring is defined by two Eulerian angles β and γ (Fig. 1) and its radius R .

For a stationary twisted accretion disk, β and γ are slowly varying functions of the radial distance R ; $\beta = \beta(R)$, $\gamma = \gamma(R)$ and $\beta|_{R \rightarrow \infty} \rightarrow \beta_0$, $\beta|_{R \rightarrow 0} \rightarrow 0$, $\gamma|_{R \rightarrow \infty} \rightarrow 0$, as is originally shown by Bardeen & Petterson (1975). In this paper we use the steady solution of Scheuer & Feiler (1996), derived following Pringle (1992). This solution, shown in Fig. 2, can be presented analytically by:

$$\begin{aligned} \gamma(R) &\approx \Gamma R^{-m} \\ \beta(R) &\approx \beta_0 e^{-\gamma(R)}. \end{aligned} \quad (1)$$

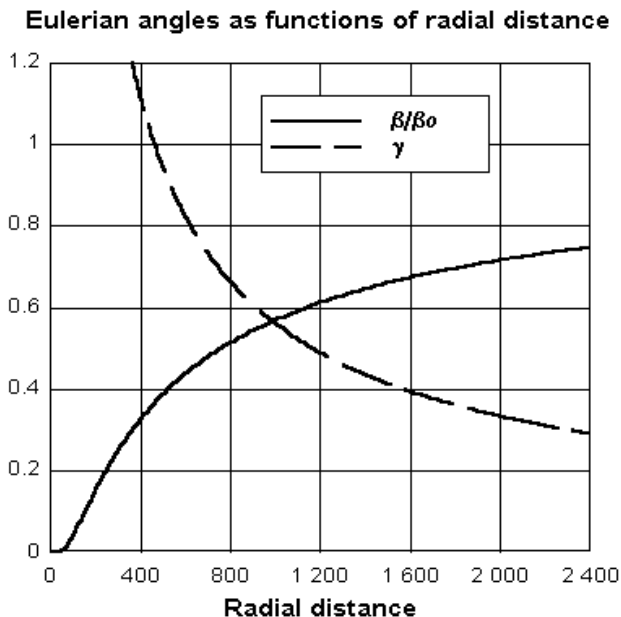


Fig. 2. Eulerian angles β (solid line) and γ (dashed line) as functions of radial distance, according Scheuer & Feiler (1996). Here $\Gamma = 130$. β is normalized to the initial tilt angle $-\beta_0$. γ is measured in radians.

Here the dimensionless parameter $\Gamma \simeq 400 \sqrt{a\alpha}$ if the semithickness-to-radius ratio of the accretion disk is about 0.01 (Collin-Souffrin & Dumont 1990), $m = 0.75$, and R is measured in R_G . A similar solution has been obtained by Bardeen & Petterson (1975) and Hatchett et al. (1981), although they did not take into account the internal hydrodynamics of the flow. In that case though, Γ and m are different and depend mostly on the radial velocity and the Kerr parameter (a), and the resulting alignment radius is much larger. Eqs. 1 are valid for $\alpha \simeq 0.3$ (Kumar & Pringle 1985, Natarajan & Pringle 1998), large radial distances and small initial inclination angles of the flow $-\beta_0 < 15^\circ$. If the initial tilt is significant, the influence of a significant amount of intercepted ionizing continuum on the disk structure should be taken into account and the disk shape should be studied numerically.

2.2. Illumination and line profiles

In order to explore the nonplanar disk illumination and the resulting line profiles we created a simple code. The input parameters are: the initial inclination angle β_0 , the angles defining the line of sight, the ionizing luminosity L_X , the source height Z_S and the black hole mass M_{BH} . For small inclinations of the disk, the deviation angle $h = \beta(R) \sin(\psi - \gamma(R))$ of a disk point (P) is also small ($|h| \leq \beta \leq \beta_0 < 0.15$) and the following approximation is valid: $\sin(h) \simeq h$; $\cos(h) \simeq 1$; see Fig. 1. The disk is divided into about 10^7 elements, each defined by its dimensions dR , $d\psi$ and coordinates R , ψ . An element of the

grid constructed in this way absorbs an amount of the central hard radiation proportional to its cross section area $dS_P(R, \psi)$ (Fig. 1), which is roughly:

$$dS_P = R^2 d\psi dR \frac{\left(\left(\frac{\partial h}{\partial R}\right)\psi + \frac{Z_S}{R^2}\right)}{\left(1 + \left(\frac{Z_S}{R} - h\right)^2\right)^{0.5}}$$

For all elements the following value is calculated:

$$dL_{H\beta}(R, \psi) = \frac{L_X}{4\pi(R^2 + Z_S^2)} dS_P f_{H\beta}(R, \psi) \quad (2)$$

In the calculation of the total H β luminosity, shadowing of the elements by the inner parts of the disk must be taken into account. This has been done as follows: The contribution of each element to the total H β luminosity from the disk is equal to $dL_{H\beta}$ (Eq. [2]) only in case that there does not exist another element with $(h_1(R_1 < R, \psi) - Z_S/R_1) > (h(R, \psi) - Z_S/R)$ and is 0 in the opposite case. L_X – the hard X-ray luminosity, is close to the bolometric luminosity if the continuum extends up to 100 keV with a spectral index close to 1. $f_{H\beta}(R, \psi)$ is the line response to the ionizing flux, i.e. it represents the probability that an absorbed X-photon produces an H β -photon. It depends on the physical parameters of the emitting layers, taking into account the saturation of the lines (due to the limited number of line-emitting atoms), the absorbed fraction of hard radiation (if the column density of the absorbing gas $N < 10^{25} \text{cm}^{-2}$, not all hard radiation is absorbed), etc. It also may depend slightly on the incident flux – the reprocessing is not necessarily a linear process (Eq. [2]). In our computations we used this dependence as given by Collin-Souffrin & Dumont (1989, 1990b). In their work $f_{H\beta}(R, \psi)$ is presented in a multi-functional form, taking into account all effects mentioned.

To obtain the profile of the line emission from the whole disk we have to calculate the Doppler shift of each element, i. e. the projection (V_D) of the Keplerian velocity onto the line of sight. V_D is given approximately by:

$$V_D = V_K(\sin(\psi - \psi_0)\cos(h_0) + \beta\cos(\psi - \gamma)\sin(h_0)),$$

where h_0 and ψ_0 are the angles defining the direction to the observer. The whole profile can be constructed by adding contributions of all elements, taking into account their Doppler shifts.

3. Results

The main difference between the line emission from planar disks and warped ones is that in the latter case only a part of each disk ring is irradiated and respectively emits lines. A schematic 2D map of the disk emission flux is given in Fig. 3. Profiles for different lines of sight are presented in Fig. 4. Here the bolometric luminosity is 10^{44}ergs^{-1} , the black hole mass is $10^8 M_\odot$, and the initial inclination angle is 10° . The Kerr parameter $a = 1$ and the viscosity parameter $\alpha = 0.1$, so $\Gamma \approx 130$.

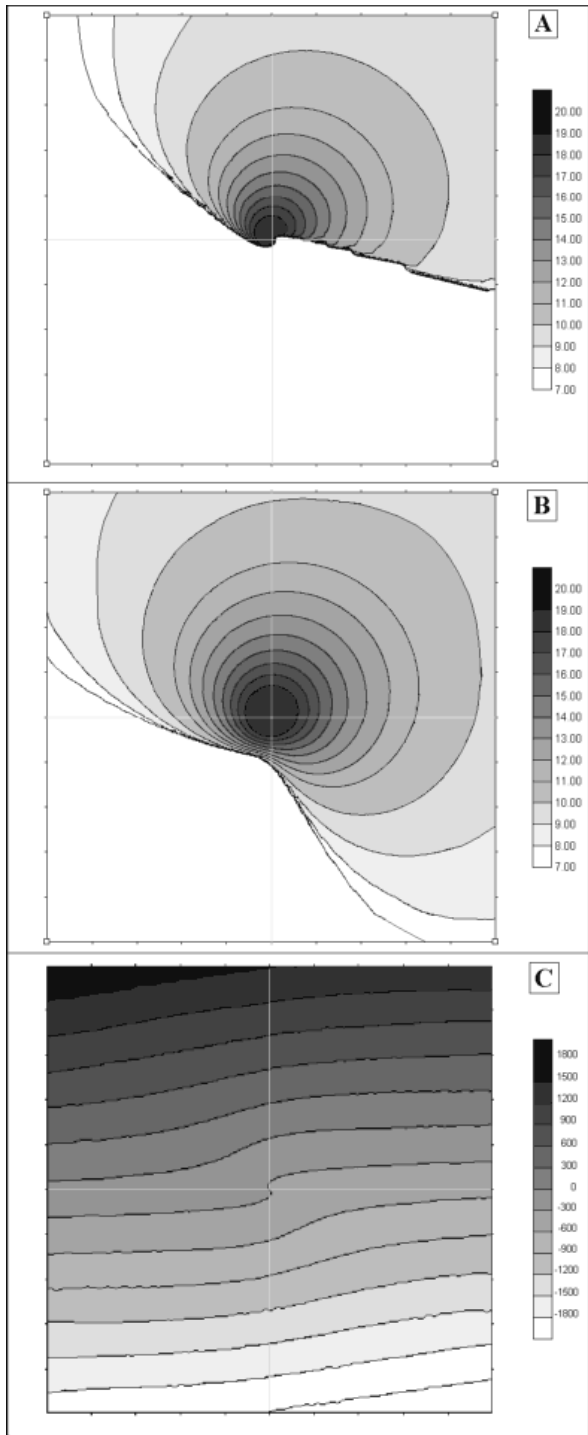


Fig. 3. A schematic map of the $H\beta$ – flux from an irradiated warped disk (Fig. 3a, b). The flux values are in relative logarithmic units. $\beta_0 = 10^\circ$. $M_{\text{BH}} = 10^8 M_\odot$, $L_X = 10^{44} \text{ erg s}^{-1}$, $\Gamma = 130$. Maps for two values of Z_S , $Z_S = 10 R_G$ (Fig. 3a) and $100 R_G$ (Fig. 3b) are shown. The inner ($R < 10^4 R_G$) part of the disk is presented in the figure. The height (in R_G) of the disk surface in respect to the X-Y plane is shown in Fig. 3c.

The most important result of this work is that the profiles of the disk emission (Fig. 4) are nonsymmetrical and red or blue frequency shifted, as expected if only about a half of the disk emits in the direction towards the observer (Fig. 3). Only for special viewing angles, these profiles could be almost symmetric, double or single-peaked and non frequency-shifted. In Fig. 5 the profile dependence of various quantities is presented. Γ is an important parameter, affecting significantly the disk shape and respectively the line profiles. In Fig. 5a the profiles for $\Gamma = 40$ (for instance $a = 0.1$, $\alpha = 0.1$); 130 ($a = 1$, $\alpha = 0.1$) and 400 (the upper limit – $a = 1$, $\alpha = 1$) are shown. In Fig. 5b the profile dependence on the source height Z_S is shown. Increasing Z_S , a larger part of the central disk region is irradiated and the profiles approach those from the planar disks – the second, symmetrically displaced peak increases its intensity. We do not see any physical reason, however, to put the source far above the central object. The dependence of the profiles on the hard X-ray luminosity is also significant, because of the effect of the saturation of the lines, which limits the emission line flux at small distances (high velocities), independent of an increase of L_X . For higher L_X , the lines should become narrower (Fig. 5c). One should keep in mind, however, that L_X should be $10^{43-45} \text{ erg s}^{-1}$ to match the observed line intensities. Profile shapes are almost independent of the initial disk tilt (Fig. 5d). The FWHM and the shift slightly decrease with increasing tilt. Note that the profiles are also not dependent directly on the black hole mass and the accretion rate (of course, the mass and the accretion rate may affect the incident flux at a given distance and $f_{H\beta}(R, \psi)$ respectively).

Weaker emission from the opposite side of the disk may appear in case the disk is not fully opaque at visual wavelengths. This might be the case for the outer regions, where the optical depth is probably not significant if no dust is present (Collin-Souffrin & Dumont 1990). Profiles should then be double-peaked and more or less symmetric. Although this case is not considered here, one can easily reproduce such profiles. A similar situation occurs when the disk is transparent to the hard radiation, which is then absorbed within the whole vertical structure of the disk.

4. Discussion and conclusion

The hard X-ray radiation, coming from the center, can illuminate the outer parts of the nonplanar disk, where optical emission lines will be emitted as a result of reprocessing. Profiles of such lines are modeled here (Fig. 4). Changing some basic parameters, such as the hard X-ray luminosity L_X , the source height Z_S , Γ , etc., a large variety of asymmetric profiles, displaced in frequency from the systemic velocity profiles can be produced.

Signatures of warped disk profiles can be seen in many objects (for instance 3C 227, Mkn 668, 3C 390.3, etc., Eracleous & Halpern 1994). It is possible that these objects

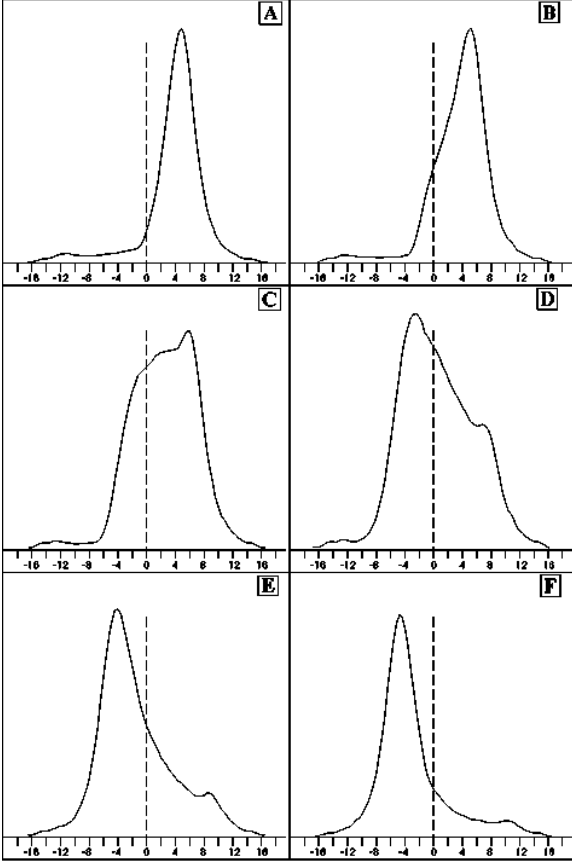


Fig. 4. Line profiles of H β emission from the disk, shown in fig. 3a, for different viewing angles. The observer is tilted at an angle $h_0 = 45^\circ$ with respect to the black hole equatorial plane. The azimuthal angle along the X-Y plane (ψ_0) is respectively 0, 30, ..150 $^\circ$ – fig. 4a..f. The inner and the outer radii of the disk are 10 and $10^4 R_G$ respectively. Abscissa is in 10^3 km s^{-1} .

contain an illuminated warped disk, but of course, other explanations can not be excluded. However, most of the AGN show symmetric profiles, without frequency shifts. On average, no more than roughly 10-15% of the broad line emission in AGN can be reproduced by an irradiated nonplanar disk. We note that this value is close to the covering factor of such a disk. One may conclude, therefore, that the bulk of the line emission in AGN arises from some more or less spherical or conical structure (a system of clouds or star atmospheres, a jet), with a covering factor which is close to unity, but not from an irradiated thin disk. In that case, the presence of an inclined disk structure will cause only asymmetry of lines or additional peaks, displaced in frequency from the main profile. There are several possibilities for objects where no such asymmetries or displaced peaks are observed.

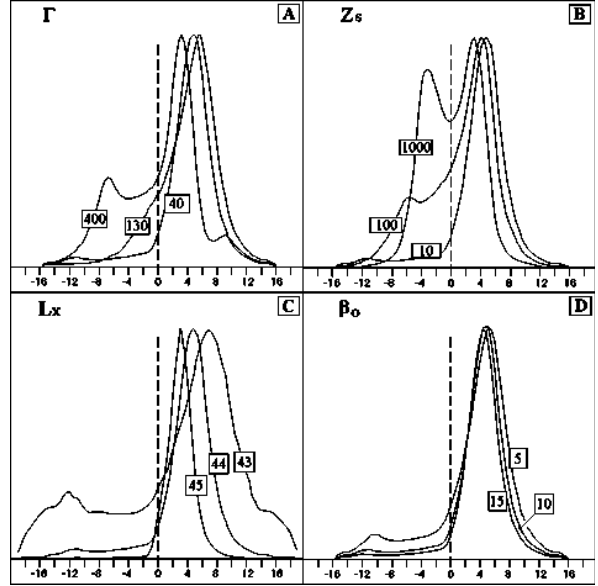


Fig. 5. The profile dependence for different factors: the value of Γ – fig. 5a; the source height – fig. 5b (Z_s is measured in R_G); the central hard luminosity – fig. 5c ($\log(L_X)$, with L_X in ergs s^{-1}) and the initial tilt angle – fig. 5d (β_0 is in degrees). $h_0 = 45^\circ$, $\psi_0 = 0^\circ$. Abscissa is in 10^3 km s^{-1} . All profiles are normalized to the maximal value.

i) The presence of a thin disk in AGN is quite unusual. The disk may also be thick (slim, advection dominated – Rees 1984; Blandford & Begelman 1998; Chakrabarti 1998; Park & Ostriker 1998).

ii) The central black hole is nonrotating and the disk is not warped. In this case, if the irradiation is possible, the profiles should be symmetric and double-peaked, which is also seldom observed, however. Similar profiles should be observed in case of a disk transparent to visual light and/or X-rays.

iii) The spins of the infalling gas and the hole are aligned and the disk is not warped. This is possible if the accreting matter is supplied from a single direction for a long period of time. As a result the black hole would align its spin with the spin of the accreting matter on relatively short time scale – 10^6 – 10^7 yr (Scheuer & Feiler 1996; Natarajan & Pringle 1998).

iv) The disk is warped, but the illuminating source is positioned far above the disk plane – at $\sim 10^3 R_G$ or more (or a huge reflecting corona with a significant optical depth is present). In this case a small inclination of the disk would not affect significantly the line profiles.

Nevertheless, many objects reveal asymmetries and displaced peaks, which could be successfully reproduced by a warped accretion disk. These profiles depend strongly on the twisting structure, the illuminating source geom-

etry and the line of sight to the observer. In principle they can be modeled with high signal-to-noise spectra of the object by varying the model parameters. Knowledge of the twisting structure may allow the determination of some very important characteristics of AGN, at first order the spin momentum of the black hole and the viscosity parameter of the accretion disk. Their determination by other methods is still unreliable.

Acknowledgements. The author would like to acknowledge the kind hospitality of Kapteyn Institute, The Netherlands, where much of this work has been done. It is a pleasure to thank Prof. T. S. van Albada for his encouragement during this research, valuable comments and suggestions. Thanks are also due to Dr. G. T. Petrov, Dr. A. Strigachev and Dr. L. Slavcheva for their support and helpful comments.

References

- Bardeen J. M., Petterson J. A., 1975, ApJ 195, L65
 Blandford R. D., 1990, in "Active Galactic Nuclei", Springer-Verlag, eds. T. J.-L. Courvoisier, M. Mayor.
 Blandford R. D., Begelman M. C., 1998, to be published, astro-ph/9809083
 Chakrabarti S. K., 1998, in "Observational Evidence for Black Holes in the Universe", Kluwer, ed. S.K. Chakrabarti.
 Collin-Souffrin S., 1987, A&A 179, 60
 Collin-Souffrin S., Dumont A. M., 1989, A&A 213, 29
 Collin-Souffrin S., Dumont A. M., 1990, A&A 229, 292
 Dumont A. M., Collin-Souffrin S., 1990a, A&A 229, 302
 Dumont A. M., Collin-Souffrin S., 1990b, A&A 229, 313
 Eracleous M., Halpern J. P., 1994, ApJS 90, 1
 Hatchett S. P., Begelman M.C., Sarazin C.L., 1981, ApJ 247, 677
 Ho L. C., 1998, in "Observational Evidence for Black Holes in the Universe", Kluwer, ed. S.K. Chakrabarti.
 Livio M., Ogilvie G. I., Pringle G. E., 1998, to be published, astro-ph/9809093
 Kumar S., Pringle J. E., 1985, MNRAS 213, 435.
 Macdonald D.A., Thorne K.S., Price R.H., Zhang X-H, in "Black Holes: The Membrane Paradigm", eds. Thorne K., Price R., Makdonald D., Yale University, 1986
 Misner C.W., Thorne K.S., Wheeler J.A., "Gravitation", Freeman, San Francisco, California, 1973
 Moderski R., Sikora M., Lasota J-P., 1997, in "Relativistic Jets in AGN's", Proceedings of the International Conference, 110
 Natarajan P., Pringle J. E., 1998, ApJ 506, L97
 Nishiura S., Murayama T., Taniguchi Y., 1998, PASJ 50, 31
 Osterbrock D. E., 1993, ApJ 404, 551
 Papaloizou J. C. B., Pringle J. E., 1983, MNRAS 202, 1181
 Park M. G., Ostriker J. P., 1998, astro-ph/9811048
 Petterson J. A., 1977, ApJ 216, 827
 Pringle J. E., 1992, MNRAS 258, 811
 Rees M.J., 1984, ARA&A 22, 471
 Scheuer P. A. G., Feiler R., 1996, MNRAS 282, 291
 Shakura N.I., Sunyaev R.A., 1973, A&A 24, 337
 Shapiro S.L., Teukolsky S.A., "Black Holes, White Dwarfs and Neutron Stars", Wiley, New York, 1983
 Thorne K. S., 1974, ApJ 191, 507