

Disks, Extrasolar Planets and Migration

Caroline Terquem

Lick Observatory, University of California, Santa Cruz, CA 95064, USA

John C. B. Papaloizou and Richard P. Nelson

*Astronomy Unit, Queen Mary & Westfield College, Mile End Road,
London E14NS, UK*

To appear in 'From Dust to Terrestrial Planets', eds W. Benz, R. Kallenbach, G. Lugmair, & F. Podosek, ISSI Space Sciences Series No. 9, reprinted in Space Science Reviews (January 1, 2000)

Abstract.

We review results about protoplanetary disk models, protoplanet migration and formation of giant planets with migrating cores.

We first model the protoplanetary nebula as an α -accretion disk and present steady state calculations for different values of α and gas accretion rate through the disk. We then review the current theories of protoplanet migration in the context of these models, focusing on the gaseous disk–protoplanet tidal interaction. According to these theories, the migration timescale may be shorter than the planetary formation timescale. Therefore we investigate planet formation in the context of a migrating core, considering both the growth of the core and the build-up of the envelope in the course of the migration.

Keywords: accretion, accretion disks – solar system: formation – planetary systems

1. Disk Models

Most theoretical protostellar disk models have relied on the α -parameterization of the anomalous turbulent viscosity proposed by Shakura & Sunyaev (1973). In this context, the kinematic turbulent viscosity ν is written $\nu = \alpha c_s H$, where c_s is the sound speed, H is the disk scale height and α is a dimensional parameter ($\alpha < 1$). So far, only MHD instabilities (Balbus & Hawley 1991) have been shown to be able to produce and sustain turbulence in accretion disks. However, because they develop only in adequately ionized fluid, the parameter α is probably not constant through protostellar disks, and it may even be that only parts of these disks can be described using this α prescription (Balbus & Hawley 1998 and this volume). However, for the purpose of considering planet formation, as we are interested in here, we will use such models. Since they have already been described in previous papers, we will not present them in detail here again. Instead we refer the reader to Papaloizou & Terquem (1999) for references and a detailed



description. Below we shall make use of the results of some of the numerical calculations they performed.

Vertical Structure: We consider thin disks which are in Keplerian rotation around a star of mass $M_* = 1 M_\odot$. The opacity in the disk, taken from Bell & Lin (1994), has contributions from dust grains, molecules, atoms and ions. We are free to choose two parameters to construct α -disk models. We take α and the local mass flow rate through the disk which is defined as $\dot{M}_{st} \equiv 3\pi\langle\nu\rangle\Sigma$, where $\langle\nu\rangle$ is the vertically averaged kinematic viscosity and Σ is the surface mass density of gas. If the disk were in a steady state, \dot{M}_{st} would not vary with radius and would be the constant accretion rate through the disk. We note that \dot{M}_{st} is related to α through ν , but it also depends on the distribution of mass in the disk. At a given radius r and for given values of \dot{M}_{st} and α , we solve the differential equations describing the disk vertical structure (equations of vertical hydrostatic equilibrium, energy conservation and radiative transport) with appropriate boundary conditions to find the dependence of the temperature, pressure, mass density and radiative flux on the vertical coordinate. An important point to note is that as well as finding the disk structure, we also determine Σ for a given \dot{M}_{st} , so that a relation between $\langle\nu\rangle$ and Σ is derived. In order to investigate the solutions of the diffusion equation which governs the disk evolution (see below) and for other purposes, we found it convenient to derive analytic piece-wise power law fits to this relation. Details of these fits, which can be used for a very wide range of disk parameters, are given in Papaloizou & Terquem (1999).

Time Dependent Evolution and Quasi-Steady States: In general, an accretion disk is not in a steady state but evolves diffusely according to the following equation (see Lynden-Bell & Pringle 1974, Papaloizou & Lin 1995 and references therein):

$$\frac{\partial\Sigma}{\partial t} = \frac{3}{r} \frac{\partial}{\partial r} \left[r^{1/2} \frac{\partial}{\partial r} \left(\Sigma\langle\nu\rangle r^{1/2} \right) \right]. \quad (1)$$

From this we see that the characteristic diffusion timescale at radius r is $t_\nu \sim (r/H)^2 \Omega^{-1}/(3\alpha)$, where H is the disk semithickness. For disks with approximately constant aspect ratio H/r , as applies to the models considered here, t_ν scales as the local orbital period. One thus expects that the inner regions relax relatively quickly to a quasi-steady state which adjusts its accretion rate according to the more slowly evolving outer parts (see Lynden-Bell & Pringle 1974 and Lin & Papaloizou 1985). For estimated sizes of protostellar disks of about 50 AU (Beckwith & Sargent 1996), the evolutionary timescale associated with the

outer parts is about 30 times longer than that associated with the inner parts with $r < 5$ AU, which we consider here in the context of planetary formation. Thus these inner regions are expected to be in a quasi-steady state through most of the disk lifetime.

Steady State Models: In the models we present here, we assume that the disk is immersed in a medium with background temperature $T_b = 10$ K. In Figures 1a–b we plot H/r (where H is defined as the vertical height at approximately unit optical depth above which the atmosphere is isothermal) and Σ versus r for \dot{M}_{st} between 10^{-9} and $10^{-6} M_\odot \text{ yr}^{-1}$ (assuming this quantity is the same at all radii, i.e. the disk is in a steady state) and for illustrative purposes we have adopted $\alpha = 10^{-2}$. In Figures 2a–b we plot the midplane temperature T_m versus r and T_m versus the midplane pressure P_m for the same parameters. The surface mass density of planetesimals can be derived from Σ by noting that in protostellar disks the gas to dust mass ratio is about 100.

In these models, reprocessing of the stellar radiation by the disk has not been included. Figure 1a indicates that the outer parts of the disk beyond some critical radius (~ 0.1 to a few AU, depending on α and \dot{M}_{st}) are shielded from the radiation of the central star by the inner parts (the very outer parts may not be shielded but since they are optically thin they do not absorb the stellar radiation anyway). Since reprocessing of the stellar radiation by the disk is not an important heating factor below these radii, this indicates that this process can be self-consistently ignored. However, it is possible that a multiplicity of solutions exists when reprocessing is taken into account (Chiang & Goldreich 1997), with it being important for cases in which the disk is flared, as may be the case with HH30 (Burrows et al. 1996), and unimportant when it is not, as may be the case with HK Tau (Stapelfeldt et al. 1998, Koresko 1998). In any case, reprocessing, when present, does not affect significantly the structure of the disk at $r \sim 1$ –5 AU, where planets are supposed to form.

Below we shall consider the migration of protoplanetary cores from $r \sim 1$ –5 AU, where they are supposed to form under conditions where ice exists, down to the disk inner radii. It is therefore of interest to estimate the mass of planetesimals $M_p(r)$ contained inside the orbit of a core located at r , since this can potentially be accreted by the core during its migration. We assume a gas to dust mass ratio of 100 and list the values of M_p corresponding to $\alpha = 10^{-2}$ and 10^{-3} and $\dot{M} = 10^{-6}$ and $10^{-7} M_\odot \text{ yr}^{-1}$ (characteristic of the early stages of disk evolution) in Table I.

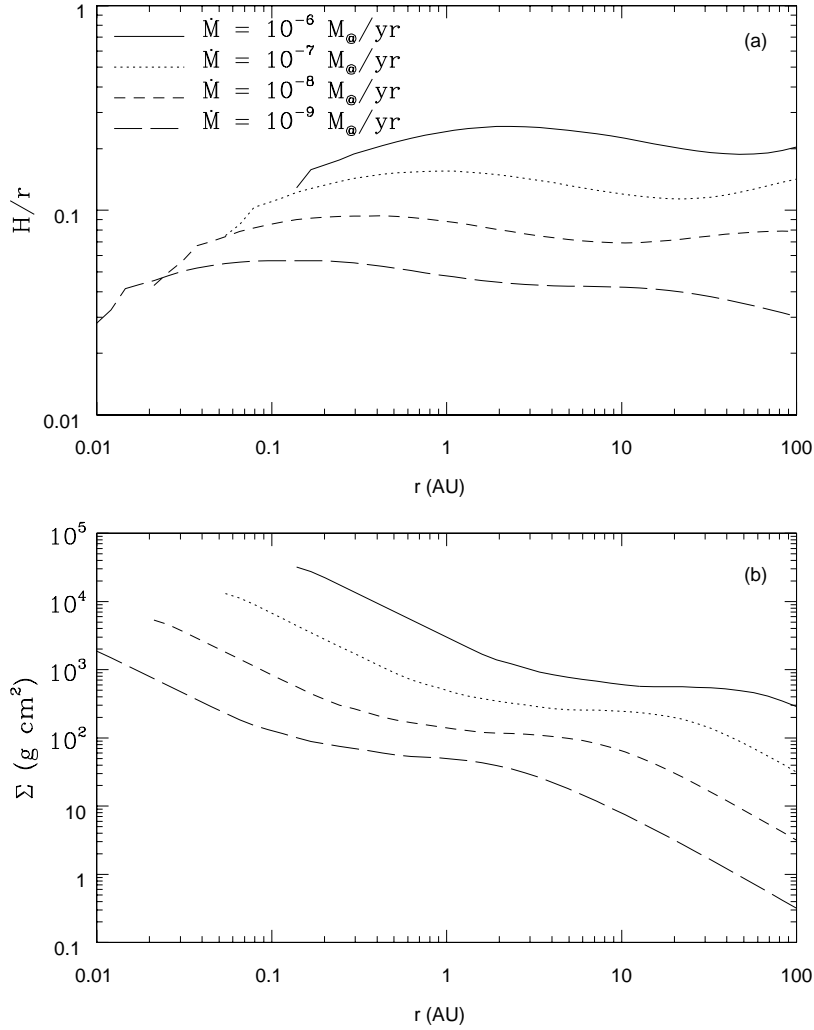


Figure 1. Shown is H/r (plot a) and Σ in g cm^{-2} (plot b) vs. r/AU using a logarithmic scale, for \dot{M}_{st} (in units $M_{\odot} \text{ yr}^{-1}$) = 10^{-6} (solid line), 10^{-7} (dotted line), 10^{-8} (short-dashed line) and 10^{-9} (long-dashed line) and for $\alpha = 10^{-2}$.

It is also of interest, in relation to the possibility of giant planets being located at small radii, to estimate the mass of gas contained within a radius of 0.1 AU. When $\alpha = 10^{-3}$ or 10^{-2} , this mass is about 0.3 Jupiter mass for $\dot{M} > 10^{-7}$ or $10^{-6} M_{\odot} \text{ yr}^{-1}$, respectively. For typical mass through-put of about 10^{-2} – $10^{-1} M_{\odot}$, the lifetime of such a state can range between 10^4 and 10^6 yr. Supposing the disk to be terminated

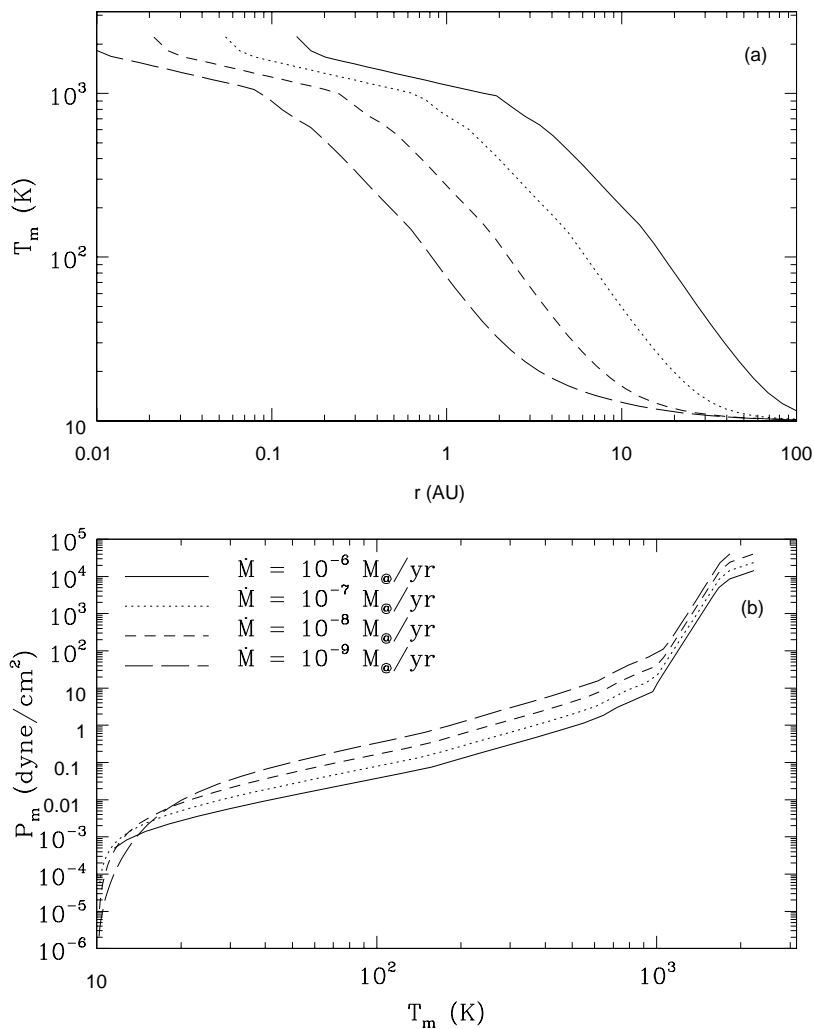


Figure 2. Shown is T_m in K (plot a) vs. r/AU and T_m in K vs. P_m in dyne cm^{-2} (plot b) using a logarithmic scale, for the same parameters as in Fig. 1.

at some small inner radius, this suggests that, if a suitable core can migrate there, it could accrete enough gas to become a giant planet within the disk lifetime. We note however that the conditions for that to happen are marginal even in the early stages of the life of the disk when $\dot{M} > 10^{-7} - 10^{-6} M_\odot \text{yr}^{-1}$. At later stages, when $\dot{M} \sim 10^{-8} M_\odot \text{yr}^{-1}$, the models resemble conditions expected to apply to the minimum mass solar nebula with $\Sigma \sim 200 \text{ g cm}^{-2}$ at 5 AU if $\alpha = 10^{-2}$. Under these

Table I. Estimate for the mass of planetesimals $M_p(r)$ contained within a radius r for different values of α and gas accretion rate \dot{M} through the disk.

r (AU)	α	\dot{M} ($M_\odot \text{ yr}^{-1}$)	$M_p(r) = 10^{-2} \times \pi r^2 \Sigma(r)$ (M_\oplus)
1	10^{-2}	10^{-6}	3.5
...	...	10^{-7}	0.6
5	...	10^{-6}	22.8
...	...	10^{-7}	7.6
1	10^{-3}	10^{-6}	30.1
...	...	10^{-7}	4.0
5	...	10^{-6}	138.5
...	...	10^{-7}	41.0

conditions, the mass of gas at $r < 0.1$ AU is between 1 and $9 M_\oplus$ for α between 10^{-2} and 10^{-3} .

2. Migration

Eight extrasolar planets among the twenty detected so far orbit at a distance between 0.046 and 0.11 AU from their host star. Recent studies show that *in situ* formation of these short-period giant planets is very unlikely (Bodenheimer 1998; Bodenheimer, Hubickyj & Lissauer 1999). It is therefore a possibility that these planets have formed further away in the protoplanetary nebula and have migrated down to small orbital distances. It is also possible that migration and formation were concurrent.

So far, three mechanisms have been proposed to explain the location of planets at very short orbital distances. One of them relies on the gravitational interaction between two or more Jupiter mass planets, which may lead to orbit crossing and to the ejection of one planet while the other is left in a smaller orbit (Rasio & Ford 1996; Weidenschilling & Marzari 1996). However, this mechanism cannot account for the relatively large number of short-period planets observed. Another mechanism is the so-called 'migration instability' (Murray et al. 1998; Malhotra 1972). It involves resonant interactions between the planet and planetesimals located inside its orbit which lead to the ejection of a fraction of them while simultaneously causing the planet to migrate

inwards. To move a Jupiter mass planet from about 5 AU down to very small radii through this process, a disk containing about 1 Jupiter mass of planetesimals, and thus about $0.1 M_{\odot}$ of gas, inside 5 AU is required. Such a massive disk is unlikely and furthermore it would be only marginally gravitationally stable. The third mechanism, that we are going to focus on here, involves the tidal interaction between the protoplanet and the gas in the surrounding protoplanetary nebula (Goldreich & Tremaine 1979, 1980; Lin & Papaloizou 1979, 1993 and references therein; Papaloizou & Lin 1984; Lin et al. 1996; Ward 1986, 1997b). Here again the protoplanet can move significantly only if there is at least a comparable mass of gas within a radius comparable to that of its orbit. However this is not a problem since this amount of gas is needed anyway in the first place to form the planet.

2.1. PROTOPLANET–DISK TIDAL INTERACTION

A protoplanet (that we shall assume is on a circular orbit) embedded in a disk at an orbital distance r_p exerts a perturbation on both sides of its orbit. Since the particles located at $r > r_p$ rotate slower than the planet, they gain angular momentum when they interact with it while the planet loses angular momentum. As a result, these particles are pushed further out in the disk, away from the planet which moves inwards. Similarly, interaction between the planet and the particles located at $r < r_p$ results in these particles being pushed further in while the planet moves outwards. If the interaction with the disk inner parts and that with the disk outer parts result in exactly opposite angular momentum exchanges, the planet does not move relative to the gas, although the trajectory of the particles on both sides of its orbit is perturbed and a gap may open up if the perturbation is nonlinear (Lin & Papaloizou 1979; Goldreich & Tremaine 1980). However, if the perturbation is not symmetrical, the planet moves relative to the gas (Goldreich & Tremaine 1980; Ward 1986, 1997b).

Lindblad Resonances: To consider the response of the disk to the perturbation, it is convenient to expand the potential due to the protoplanet in a Fourier series in the azimuthal angle. The frequency of the perturbation corresponding to the term with azimuthal mode number m in a frame rotating with the fluid is $\omega_m = m(\Omega_p - \Omega)$, where Ω_p is the planet's orbital frequency. This perturbation can be in resonance with the free oscillations of the disk. As we shall see below, the protoplanet/disk interaction is dominated by these resonances. The locations r_{LR} where $\omega_m = \pm\kappa_g$, where κ_g is the frequency of the free (epicyclic) oscillation of the gas, are called Lindblad resonances. For each value

of m , the inner (outer) Lindblad resonance is the radius $r_{ILR} < r_p$ ($r_{OLR} > r_p$), if it exists, where $\omega_m = -\kappa_g$ ($\omega_m = \kappa_g$). The location $r = r_p$ where the perturbation corotates with the fluid, i.e. $\omega_m = 0$, is called the corotation resonance. The perturbation propagates as density waves outside the Lindblad resonances (which are the waves turning points), i.e. at $r < r_{ILR}$ and $r > r_{OLR}$, and is evanescent inside these resonances, in the corotation region (Lin & Shu 1964; Toomre 1981).

The protoplanet exerts a torque on the density waves, which is responsible for the exchange of angular momentum between the disk and the planet's orbital motion. For a given finite m , the net torque exerted on both sides of the planet's orbit is obtained by integrating the torque with respect to radius. Away from the Lindblad resonances, the waves have a small wavelength so that the contribution to the integral is small. Therefore, most of the torque is exerted in the vicinity of the Lindblad resonances, where the perturbation has a large wavelength. Consequently, the total torque exerted on both sides of the planet's orbit is obtained by summing up over m the torques exerted at Lindblad resonances (Goldreich & Tremaine 1979).

Torque cutoff: At large m , the perturbing potential is more and more localized around r_p whereas the Lindblad resonances are located a finite distance away from r_p . Therefore coupling is lost, and the contribution to the total torque becomes negligible.

The fact that $|r_{LR} - r_p|$ stays finite as m increases seems contradictory with the definition of r_{LR} we gave above. Indeed, the nominal Lindblad resonances defined above are such that $r_{LR} \rightarrow r_p$ as m increases. If the effective Lindblad resonances (i.e. the turning points of the waves, where the torque has to be evaluated) coincided with the nominal resonances, we would have to evaluate the torque at locations closer and closer to the planet, which would require nonlinear calculations. However, pressure effects cause the location of the effective Lindblad resonances to differ from that of the nominal Lindblad resonances when $m \gtrsim r/H$. The effective inner (outer) Lindblad resonances indeed converge towards $\sim r_p - H$ ($\sim r_p + H$) rather than towards r_p when $m \rightarrow \infty$ (Goldreich & Tremaine 1980; Artymowicz 1993). Since the perturbing potential at these locations decreases exponentially when m increases (the potential is more and more localized around r_p), there is a 'torque cutoff' and the contribution to the total torque from values of $m \gtrsim r/H$ is negligible.

So far we have limited the discussion to the so-called 'Lindblad torque'. There is also a torque exerted at the position of the corotation resonance, where the perturbation corotates with the planet. This 'corotation torque' should be added to the Lindblad torque (Goldreich

& Tremaine 1979).

Type-I Migration: When the perturbation exerted on the disk is small enough to be treated using linear theory, Ward (1986; 1997b) has shown that, because in a (even uniform) Keplerian disk the outer Lindblad resonances are slightly closer to the planet than the inner Lindblad resonances, the interaction with the outer parts of the disk leads to a larger Lindblad torque than that with the inner parts. Therefore, the net Lindblad torque exerted by the protoplanet causes it to lose angular momentum and to move inwards relative to the gas. This type of migration is referred to as 'type-I'. In his calculations, Ward has assumed that the corotation torque is small compared to the net Lindblad torque. We note that this may not be the case since, in this linear regime, the corotation zone is not cleared up. This point still needs to be addressed, but here we will carry the discussion on by assuming that the corotation torque can indeed be neglected. Under these conditions, the drift timescale for a planet of mass M_{pl} undergoing type-I migration in a uniform disk is (Ward 1986, 1997b):

$$\tau_1(\text{yr}) \sim 10^8 \left(\frac{M_{pl}}{M_{\oplus}} \right)^{-1} \left(\frac{\Sigma}{\text{g cm}^{-2}} \right)^{-1} \left(\frac{r}{\text{AU}} \right)^{-1/2} \times 10^2 \left(\frac{H}{r} \right)^2 \quad (2)$$

It is insensitive to the disk surface density profile but it decreases if the disk midplane temperature increases inwards. Also migration could reverse from inwards to outwards if the temperature decreased inwards faster than linearly. In a disk with $\alpha = 10^{-2}$ and $\dot{M} = 10^{-7} M_{\odot} \text{ yr}^{-1}$, we have $H/r \simeq 10^{-1}$ and $\Sigma \simeq 600 \text{ g cm}^{-2}$ (see § 1), so that $\tau_1 \sim 10^5 \text{ yr}$ for a $1 M_{\oplus}$ planet at $r = 1 \text{ AU}$. In the same disk, we get $\tau_1 \sim 10^4 \text{ yr}$ for a $10 M_{\oplus}$ planet at $r = 5 \text{ AU}$ (where $\Sigma \simeq 300 \text{ g cm}^{-2}$ and $H/r \simeq 10^{-1}$). These timescales are much shorter than the disk lifetime or estimated planetary formation timescales.

In Ward's calculations, there is no feedback torque from the disk on the protoplanet. The interaction is linear, there is no gap forming, and the evolution timescale depends only on torques acting on the unperturbed disk structure. However, when the mass of the protoplanet becomes large enough, the perturbation becomes nonlinear and feedback torques cannot be neglected. When the protoplanet undergoes type-I migration, it pushes the gas ahead of it in its radial drift. This leads to an enhancement (a depletion) of the surface mass density which leads (trails) the protoplanet. The feedback torque produced by this perturbed profile of the surface mass density opposes the motion of the protoplanet, and stops it altogether when the planet is massive enough to perturb significantly the distribution of mass, i.e. when the

perturbation becomes strongly nonlinear (Ward 1997b). Thus type-I migration occurs only for small mass planets. Because the viscosity tends to smooth out perturbations of the density profile, it decreases the feedback torque. Therefore, the larger the viscosity, the larger the mass of the planet for which type-I migration is stopped (see Figure 14 from Ward 1997b).

Type-II Migration: Once the perturbation exerted by the protoplanet becomes nonlinear, it affects the structure of the disk around its orbit. If the density waves excited by the protoplanet are dissipated locally, the angular momentum they transport is deposited into the disk in the vicinity of the protoplanet, and a gap may be cleared out (Goldreich & Tremaine 1980; Lin & Papaloizou 1979, 1993 and references therein). The strongest Lindblad torques are exerted at a distance $\sim H$ from the protoplanet (at the location of the Lindblad resonances corresponding to $m \sim r/H$). Therefore, a gap of width $\sim H$ will open up if the waves launched at these locations dissipate before they can propagate significantly. If dissipation is due to nonlinearity of the waves, this requires (Lin & Papaloizou 1993; Korycansky & Papaloizou 1996; Ward 1997b):

$$\frac{M_{pl}}{M_*} \gtrsim 3 \left(\frac{H}{r} \right)^3. \quad (3)$$

In order for the gap to be maintained, the tidal torque at its edges must exceed the intrinsic viscous torque, provided the tidally excited waves are completely damped. This requires (Lin & Papaloizou 1979):

$$\frac{M_{pl}}{M_*} \gtrsim 40\alpha \left(\frac{H}{r} \right)^2. \quad (4)$$

Once these two conditions are met, transfer of mass through the gap is reduced, or even switched off altogether (Kley 1999; Bryden et al. 1999). However, transfer of angular momentum from the disk inner parts to the protoplanet, and from the protoplanet to the disk outer parts is still taking place. Therefore, the protoplanet is locked into the angular momentum transport process of the disk. Unless the protoplanet is located in the disk outer parts, which may be diffusing outwards (Lynden-Bell & Pringle 1974), it is going to migrate inwards at a rate controlled by the disk viscous timescale:

$$\tau_{II}(\text{yr}) = \frac{1}{3\alpha} \left(\frac{r}{H} \right)^2 \Omega^{-1} = 0.05 \frac{1}{\alpha} \left(\frac{r}{H} \right)^2 \left(\frac{r}{\text{AU}} \right)^{3/2}. \quad (5)$$

This type of migration is referred to as 'type-II'. If we adopt $H/r = 10^{-1}$ and consider α in the range 10^{-2} – 10^{-3} , we get $\tau_{II} \sim 5 \times 10^2$ –

5×10^3 or 6×10^3 – 6×10^4 yr at $r = 1$ or 5 AU, respectively. These timescales again are much shorter than the disk lifetime or estimated planetary formation timescales. The expression of τ_{II} is independent of the protoplanet’s mass. We note however that the above discussion implicitly assumes that the Roche lobe of the planet is not significantly larger than H , i.e. M_p/M_* is larger than but still comparable to $3(H/r)^3$. If it were not the case, the edges of the gap would be set by the protoplanet’s Roche lobe or the location of the 2:1 resonance rather than by the location of the Lindblad resonances corresponding to $m \sim r/H$ (Lin & Papaloizou 1979). Also the surface mass density of the disk does not appear in the above timescale, but it is implicitly assumed here that the mass of gas within the characteristic orbital radius of the planet is at least comparable to the mass of the planet itself.

In the context of a nonlinear perturbation, what would happen if the Lindblad torque on one side of the planet’s orbit were larger than that on the other side, as in the case leading to type–I migration ? Once a gap has formed, an unbalanced Lindblad torque would push the planet towards the edge of the gap at which the torque is smaller, strengthening the torque on that side until balance is attained. The only equilibrium solution is indeed one where ultimately the torques exerted on either side are equal and opposite. So only the position of the planet inside the gap would be affected by an initially finite net torque.

As pointed out above, a clean gap can be cleared out only if the perturbation is strongly nonlinear. If the perturbation is not strong enough for the corotation region to be completely emptied out (regime that we shall call ‘transitional’), we have only partial gap clearing and the evolution is controlled both by the disk viscosity and the action of the torques on the partially perturbed disk.

Summary: In table II, we summarize our present knowledge of the different stages of migration the protoplanet goes through as its mass M_{pl} increases. We indicate whether the interaction is linear or not, whether there is a feedback from the disk and a subsequent gap formation, which type of migration the protoplanet is undergoing, and whether the drift timescale is controlled by the torques acting on the disk and/or the disk viscosity. It is worth pointing out again that many simplifying assumptions are made in order to do these calculations, and that in particular some issues related to type–I migration still need to be addressed.

Table II. Different stages of migration for a protoplanet of mass M_{pl} .

M_{pl}	Interaction	Gap, disk feedback	Migration	Evolution timescale controlled by
Small	Linear	No	Type-I , <i>relative to the disk</i>	Torques
Intermediate	Nonlinear	Partial	Type I/II	Torques and viscosity
Large	Strongly nonlinear	Strong	Type-II , <i>with the disk</i>	Viscosity

2.2. HOW TO STOP THE MIGRATION ?

The previous section indicates that migration is relatively fast. In the context of the disk models presented above, a core which builds up at a location between 1 and 5 AU will migrate inwards once it reaches a mass of about $0.1 M_{\oplus}$ on a timescale shorter than the time it takes to form a giant planet, according to current theories (Pollack et al. 1994). Therefore, unless there is a mechanism to stop the migration of this core, it will never become a giant planet but will plunge onto the star. Type-I migration could be avoided if the interaction could become nonlinear and a gap open up around the core. This would require small values of H/r and α (see eq. [3] and [4]) and then type-II migration would be very slow. If a gap opens up around a core before it has accreted a gaseous envelope, further accretion may take place (e.g., Kley 1999; Bryden et al. 1999) so that it is conceivable it could become a giant planet. However, observations show that in some cases migration has to take place to push the protoplanet down to intermediate radii (~ 0.5 AU), and has to stop there. If the viscosity were controlling the migration rate, unless there is a fortuitous disk dispersal, this would require α to decrease as r decreases, in contrast to what is proposed in current disk models (see Balbus & Hawley in this volume). In the context of the disk models presented in § 1, only a low surface mass density of gas would give long enough migration timescales to enable planet formation to take place before protoplanets with masses $> 0.1M_{\oplus}$ fall onto their parent star.

In this context, Ward (1997a) has suggested that several small mass ($\lesssim 0.1 M_{\oplus}$) cores could be built-up and maintained in isolation until the disk is partially depleted, at which point they would assemble into a larger core. However, it seems that such cores would interact with

each other on a rather short timescale (Chambers, Wetherill & Boss 1996). Also, even if the core could assemble only in the late stages of the disk evolution, there may no longer be enough gas left in the disk at this point to form a giant planet, let alone a system of three giant planets, as observed around Ups And (Butler et al. 1999).

Therefore either giant planet formation occurs faster than currently thought, on a timescale shorter than τ_1 , or type-I migration can be halted somehow. We note that migration would cease if the disk were terminated by a magnetospheric cavity and the core were sufficiently far inside it (Lin et al. 1996). However, gas accretion is likely to be very much reduced in this case. The core migration should be halted before the disk is terminated for a giant planet to be formed. As noted above, Ward (1986, 1997b) finds the direction of type-I migration could reverse from inwards to outwards if the disk midplane temperature decreased inwards fast enough. Such a condition would not be expected in the disk models considered here. However, if the inner disk is terminated through interaction with a stellar magnetic field, physical conditions may start to differ in the interaction zone where magnetic field lines penetrate the disk. Additional energy and angular momentum transport mechanisms due to a wind for example may start to become important. As a result, an inward midplane temperature decrease might be produced. It may then be possible that migration could be halted such that the protoplanet retains contact with disk gas.

In addition, work in progress (the results of which will be published elsewhere) shows that type-I migration is affected by the presence of a magnetic field in the disk. As described above, the torque exerted by the protoplanet on the disk depends mainly on the location of the radii where the perturbation is in resonance with the free oscillations of the disk. When a magnetic field is present, the perturbation can resonate not only with the epicyclic motions of the fluid but also with the Alfvén and magnetoacoustic waves which propagate through the fluid. Therefore there are additional locations in the disk where a torque can be exerted. This additional contribution to the torque has to be considered. Even if it were not important, the results derived by Ward (1986, 1997b) and described above would be affected. Whether the outer Lindblad resonances are closer or not to the protoplanet than the inner Lindblad resonances indeed depends on the gradient of the Lorentz force in the vicinity of the protoplanet.

Also, preliminary estimates of the effect of a finite eccentricity e of the planet's orbit on type-I migration indicate that it may be reversed for reasonable disk models once $e \gtrsim H/r$. Details will be published elsewhere.

3. Formation of a Giant Planet with a Migrating Core

Giant planets are believed to form out of protostellar disks by either gravitational instability (Kuiper 1951; Cameron 1978; Boss 1998) or by a process of growth through planetesimal accumulation followed by gas accretion (Safronov 1969; Wetherill & Stewart 1989; Perri & Cameron 1974; Mizuno 1980; Bodenheimer & Pollack 1986). The first mechanism is expected to produce preferentially massive objects in the outer parts of the disk, if anything. Here we study planetary formation within the context of the second mechanism, which is commonly accepted as the most likely process by which planets form in at least the inner ten astronomical units of protostellar disks. We note however that important issues related to this model still remain to be resolved (see Lissauer 1993 for a review).

The build-up of the atmosphere of giant planets has first been considered in the context of the so-called 'core instability' model by Perri & Cameron (1974) and Mizuno (1980; see also Stevenson 1982 and Wuchterl 1995). In this model, the solid core grows in mass along with the atmosphere in quasi-static and thermal equilibrium until the core reaches the so-called 'critical core mass' M_{crit} above which no equilibrium solution can be found for the atmosphere. As long as the core mass M_{core} is smaller than M_{crit} , the energy radiated from the envelope into the surrounding nebula is compensated for by the gravitational energy which the planetesimals entering the atmosphere release when they collide with the surface of the core. During this phase of the evolution, both the core and the atmosphere grow in mass relatively slowly. By the time M_{core} reaches M_{crit} , the atmosphere has grown massive enough so that its energy losses can no longer be compensated for by the accretion of planetesimals alone. At that point, the envelope has to contract gravitationally to supply more energy. This is a runaway process, leading to the very rapid accretion of gas onto the protoplanet and to the formation of giant planets such as Jupiter. Further time-dependent numerical calculations of protoplanetary evolution by Bodenheimer & Pollack (1986) support this model, although they show that the core mass beyond which runaway gas accretion occurs, which is referred to as the 'crossover mass' (because it is reached when the mass of the atmosphere is comparable to that of the core), is slightly larger than M_{crit} . The similarity between the critical and crossover masses is due to the fact that, although there is some liberation of gravitational energy as the atmosphere grows in mass together with the core, the effect is small as long as the atmospheric mass is small compared to that of the core. Consequently, the hydrostatic and thermal equilibrium approximation for the atmosphere is a good one for core masses smaller than

M_{crit} . Therefore we use this approximation here and investigate how M_{crit} varies with location and physical conditions in the protoplanetary disk.

3.1. CRITICAL CORE MASS AS A FUNCTION OF LOCATION AND DISK PARAMETERS

To calculate the structure of an atmosphere in hydrostatic and thermal equilibrium around a core of mass M_{core} , we need to solve the equations of hydrostatic equilibrium, mass conservation and radiative transport (Mizuno 1980). Both radiative and convective transport are taken into account here, and it is assumed that the only energy source comes from the accretion of planetesimals onto the core. The atmosphere is confined between the radius of the core and that of the protoplanet's Roche lobe. Details of the calculations presented here are given in Papaloizou & Terquem (1999), who used the equation of state given by Chabrier et al. (1992) and the same opacity law as in § 1.

In Figure 3, we plot curves of total protoplanet mass M_{pl} against M_{core} at different radii in a disk with $\alpha = 10^{-2}$ and $\dot{M} = 10^{-7} M_{\odot} \text{ yr}^{-1}$ (using the models described in § 1). In each frame, the different curves correspond to planetesimal accretion rates \dot{M}_{core} in the range 10^{-11} – $10^{-6} M_{\oplus} \text{ yr}^{-1}$. The critical core mass M_{crit} , above which the equations have no solution, is attained at the point where the curves start to loop backwards. For masses below M_{crit} , there are (at least) two solutions, corresponding to a low-mass and a high-mass envelope, respectively. When the core first begins to gravitationally bind some gas, the protoplanet is on the left on the lower branch of these curves. Assuming \dot{M}_{core} to be constant, as the core and the atmosphere grow in mass, the protoplanet moves along the lower branch up to the right, until the core reaches M_{crit} . At that point the atmosphere begins to undergo very rapid contraction. Since the atmosphere in complete equilibrium is supported by the energy released by the planetesimals accreted onto the protoplanet, M_{crit} decreases as \dot{M}_{core} is reduced.

For $\alpha = 10^{-2}$ and $\dot{M} = 10^{-7} M_{\odot} \text{ yr}^{-1}$, M_{crit} at 5 AU varies between 16.2 and 1 M_{\oplus} as \dot{M}_{core} varies between the largest and smallest value. The former result is in good agreement with that of Bodenheimer & Pollack (1986). Note that there is a tendency for M_{crit} to increase as r decreases, the effect being most marked at small radii. At 0.05AU, M_{crit} varies from 42 to 9 M_{\oplus} as \dot{M}_{core} varies between the largest and smallest value. Similar calculations for different disk models (see Papaloizou & Terquem 1999) indicate a relatively weak dependence of M_{crit} on disk conditions except when rather high midplane temperatures $T_m > 1,000$ K are attained, as in the inner regions. These

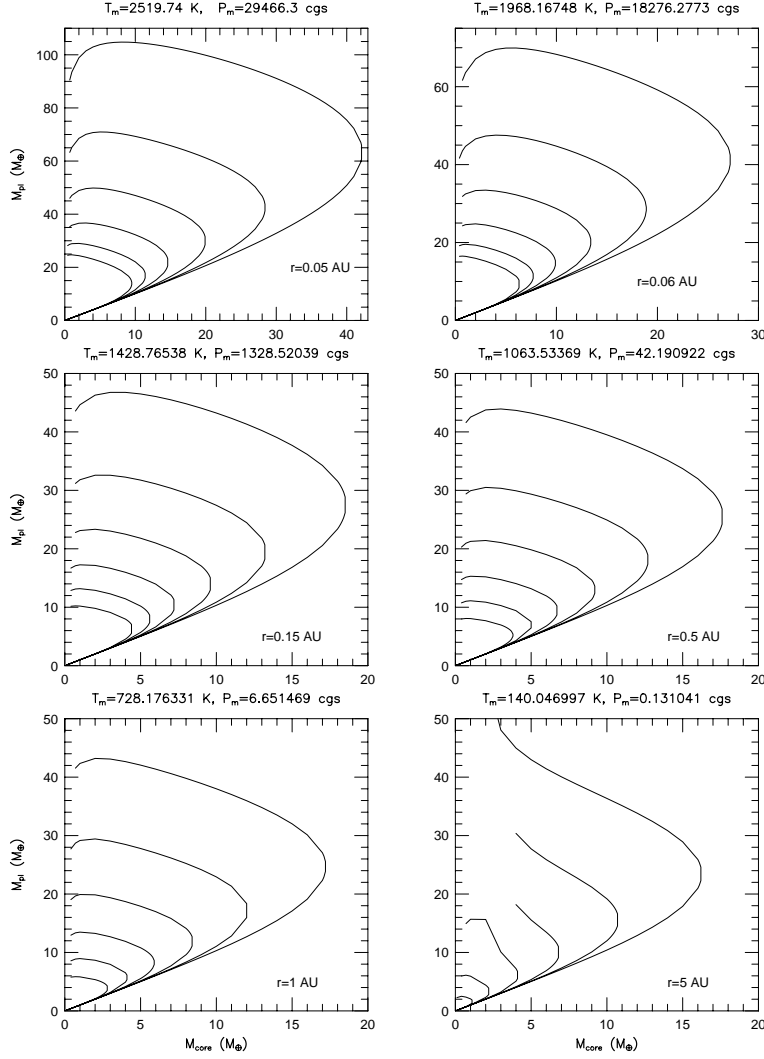


Figure 3. Plots of total mass, M_{pl}/M_{\oplus} , vs. core mass, M_{core}/M_{\oplus} , at different locations r in a steady state disk model with $\alpha = 10^{-2}$ and gas accretion rate $\dot{M} = 10^{-7} M_{\odot} \text{ yr}^{-1}$. From left to right and top to bottom, the frames correspond to $r = 0.05, 0.06, 0.15, 0.5, 1$ and 5 AU, respectively. The midplane temperature and pressure at these locations are indicated above each frame. Each frame contains six curves which, moving from left to right, correspond to core luminosities derived from planetesimal accretion rates of $\dot{M}_{core} = 10^{-11}, 10^{-10}, 10^{-9}, 10^{-8}, 10^{-7}$ and $10^{-6} M_{\oplus} \text{ yr}^{-1}$, respectively. M_{crit} is attained when the curves first begin to loop backwards when moving from left to right.

results are consistent with the fact that M_{crit} depends on the boundary conditions only when a significant part of the envelope is convective (Wuchterl 1993), being larger for larger convective envelopes (Perri & Cameron 1974). We note that it is unlikely there are planetesimals at radii $\lesssim 0.1$ AU. Therefore, although critical core masses for the same planetesimal accretion rates may be higher there, a lack of planetesimals may result in a fall in the core luminosity, making M_{crit} relatively small at these radii.

3.2. PROTOPLANET MIGRATION AND PLANETESIMAL ACCRETION

As noted in § 2, cores of several earth masses form at about 5 AU and migrate inwards to small radii before they can become a giant planet. In doing so, they continue to grow. To know whether they can reach the critical mass on their way, and thus begin to accrete significant amount of gas, we have to evaluate \dot{M}_{core} , i.e. the mass of planetesimals they accrete as they migrate in.

Papaloizou & Terquem (1999) performed analytical estimates and numerical calculations to evaluate the fraction of planetesimals accreted by a core of mass $\sim 1\text{--}10 M_{\oplus}$ migrating inward from $r \sim 1$ AU on a timescale $\sim 10^3\text{--}10^4$ yr. They found that the migrating protoplanet accretes about 25% of the planetesimals inside its orbit, as if it were in a homogeneous medium without a gap forming in the planetesimal distribution. Even more planetesimals are accreted when the migration is slower. Given that the disk models typically contain at least about $8 M_{\oplus}$ interior to 5 AU (see § 1), this means that the accretion of planetesimals is high enough to maintain the core luminosity such that attainment of M_{crit} (and therefore gas accretion) does not occur as long as planetesimals are present, i.e. above $\sim 0.05\text{--}0.1$ AU. Runaway gas accretion onto a small core can then occur at these radii. However, if the core is too small, the gas accretion phase may be longer than the disk lifetime. Even for core masses in the range $15\text{--}20 M_{\oplus}$, the build-up of a massive atmosphere may take a time $\sim 10^6$ yr (Bodenheimer et al. 1998). The reason for this is that once the core starts to accrete a significant atmosphere, energy production occurs through its gravitational contraction. The luminosity produced then slows down the evolution. An estimate of the evolutionary (Kelvin–Helmholtz) timescale t_{KH} at this stage has been calculated by Papaloizou & Terquem (1999). Typically, they found $t_{KH} \sim 10^6 - 10^7$ yr for core masses in the range $10\text{--}20 M_{\oplus}$ for radii larger than 0.075 AU. The core masses required to get such a characteristic timescale increase rapidly interior to 0.06 AU. However, we note that they decrease as the mass transfer rate through the disk does. The fact that fairly large core masses are required to

give evolutionary timescales comparable or less than the expected disk lifetime means that mergers of additional incoming cores may be required in order to produce a core of sufficient mass that real runaway gas accretion may begin.

Table I indicates that, in a disk with $\alpha = 10^{-3}$ and $\dot{M} = 10^{-6}$ or $10^{-7} M_{\odot} \text{ yr}^{-1}$, $40 M_{\oplus}$ of planetesimals are contained within 1 or 5 AU. Therefore, the timescale for building-up a core with a mass between 20 and $40 M_{\oplus}$ at small radii is typically the timescale it takes for planetesimals to migrate from 1 or 5 AU down to these small radii. According to Ward (1997b; and see § 2), the migration timescale of cores of $\sim 0.1 M_{\oplus}$ located at 1 or 5 AU is at most 10^6 yr in such a disk, and it decreases with increasing core mass. If the disk has $\alpha = 10^{-2}$, $40 M_{\oplus}$ of planetesimals are contained within 5 or 11 AU. In this case again, the migration timescale of cores of $\sim 0.1 M_{\oplus}$ at 5 or 11 AU is about 10^6 yr. Therefore, if planetesimals can be assembled into cores of at least a few tenths of an earth mass at these radii on a reasonably short timescale, a massive core could be obtained at small radii (if at least three cores are present, they cannot stay in isolation but interact with each other, as shown by Chambers, Wetherill & Boss 1996). A massive core can be built-up through the merger of additional incoming cores either after having stopped at small radii or on its way down to small radii (where it would still be expected to be stopped). The former process resembles that discussed by Ward (1997a). The latter scenario would occur if more massive cores, which migrate faster, overtake less massive cores on their way down. In any case, several cores would necessarily interact with each other at some point so that core isolation, which would increase planet formation very much if it occurred (Pollack et al. 1994), would be avoided.

Supposing that a protoplanetary core massive enough can be built-up on its way down to small radii and that it continues to rapidly move inward until it gets interior to the disk inner boundary, it can only accrete the gas which is in its vicinity, i.e. typically the amount of gas contained within ~ 0.05 – 0.1 AU. Since the core is expected to reach these radii early in the life of the protoplanetary disk, there may still be an adequate amount of gas there (see § 1) for it to build-up a large envelope and become a giant planet. However the conditions for that to happen are rather marginal. If the protoplanetary core is stopped at some small radius before the disk is terminated (see § 2), it might be able to retain contact with disk gas. In that case it might be able to accrete enough gas supplied from the outer disk by viscous evolution to build-up a massive atmosphere.

The scenario discussed in this section might be able to produce short period planets in the early stages of the disk evolution. It would

more likely result in a single planet at $\sim 0.05\text{--}0.1$ AU on a timescale significantly shorter than for *in situ* formation if the core were in isolation in this latter process.

4. Summary

In this paper we have described briefly standard α -disk models and presented some numerical calculations for $\alpha = 10^{-2}$ and gas accretion rates through the disk varying from 10^{-9} to $10^{-6} M_{\odot} \text{ yr}^{-1}$. Then we have discussed planet migration and formation in the context of these models.

We have reviewed the current theories of protoplanet migration, focusing on the gaseous disk-protoplanet tidal interaction. According to these theories, protoplanets migrate from the location where they begin to form, which is supposed to be $\sim 1\text{--}5$ AU, down to the disk inner parts, on a timescale significantly shorter than the disk lifetime or even the planetary formation timescale. Clearly the theory has to be developed to explain how at least some of the planets halt their migration before they plunge onto their parent star. However, these results suggest that planets may not form *in situ* but more likely form at the same time as they migrate.

Accordingly, we have considered both the growth of the core and the built-up of the envelope of a giant planet in the course of its migration. Our calculations indicate that accretion of planetesimals during the migration is likely to be high enough to maintain the core luminosity such that attainment of the critical core mass (and therefore significant gas accretion) does not occur as long as planetesimals are present, i.e. above $\sim 0.05\text{--}0.1$ AU. Although runaway gas accretion can then begin onto small mass cores at these small radii, the timescale for building-up a massive envelope becomes longer than the disk lifetime if the core is too small. However, cores massive enough can be built-up through mergers of additional incoming cores on a timescale shorter than for *in situ* formation if the core were in isolation in this latter process. The above considerations can lead to the preferential formation of short-period planets on a relatively short timescale in the early stages of the disk evolution.

Acknowledgements

We thank S. Balbus for useful comments on an early draft of this paper. CT is supported by the Center for Star Formation Studies

at NASA/Ames Research Center and the University of California at Berkeley and Santa Cruz, and in part by NSF grant AST-9618548.

References

- Artymowicz, P.: 1993, 'On the Wave Excitation and a Generalized Torque Formula for Lindblad Resonances Excited by External Potential', *Ap. J.* **419**, 155–165.
- Balbus, S. A., & Hawley, J. F.: 1991, 'A powerful local shear instability in weakly magnetized disks. I — Linear analysis', *Ap. J.* **376**, 214–233.
- Balbus, S. A., & Hawley, J. F.: 1998, 'Instability, turbulence, and enhanced transport in accretion disks', *Rev. Mod. Phys.* **70**, 1–53.
- Beckwith, S. V. W., & Sargent, A. I.: 1996, 'Circumstellar disks and the search for neighboring planetary systems', *Nature* **383**, 139–144.
- Bell, K. R., & Lin, D. N. C.: 1994, 'Using FU Orionis outbursts to constrain self-regulated protostellar disk models', *Ap. J.* **427**, 987–1004.
- Bodenheimer, P.: 1998, 'Formation of Substellar Objects Orbiting Stars', In *Brown dwarfs and extrasolar planets*, eds R. Rebolo, E. L. Martin, & M. R. Zapatero Osorio (ASP Conference Series, vol. 134), p. 115.
- Bodenheimer, P., Hubickyj, O., & Lissauer, J. J.: 1999, *Icarus*, *Submitted*
- Bodenheimer, P., & Pollack, J. B.: 1986, 'Calculations of the accretion and evolution of giant planets: The effects of solid cores', *Icarus* **67**, 391–408.
- Boss, A. P.: 1998, 'Evolution of the Solar Nebula. IV. Giant Gaseous Protoplanet Formation', *Ap. J.* **503**, 923–.
- Bryden, G., Chen, X., Lin, D. N. C., Nelson, R. P., & Papaloizou, J. C. B.: 1999, 'Tidally induced gap formation in protostellar disks: gap clearing and suppression of protoplanetary growth', *Ap. J.* **514**, 344–367.
- Burrows, C. J. et al.: 1996, 'Hubble Space Telescope Observations of the Disk and Jet of HH 30', *Ap. J.* **473**, 437–451.
- Butler, P., Marcy, G., Fischer, D., Brown, T., Contos, A., Korzennik, S., Nisenson, P., & Noyes, R.: 1999, 'Evidence for multiple companions to upsilon Andromedae', *Ap. J.*, *Submitted*
- Cameron, A. G. W.: 1978, 'Physics of the primitive solar accretion disk', *Moon Planets* **18**, 5–40.
- Chabrier, G., Saumon, D., Hubbard, W. B., & Lunine, J. I.: 1992, 'The molecular-metallic transition of hydrogen and the structure of Jupiter and Saturn', *Ap. J.* **391**, 817–826.
- Chambers, J. E., Wetherill, G. W., & Boss, A. P.: 1996, 'The Stability of Multi-Planet Systems', *Icarus* **119**, 261–268.
- Chiang, E. I., & Goldreich, P.: 1997, 'Spectral Energy Distributions of T Tauri Stars with Passive Circumstellar Disks', *Ap. J.* **490**, 368–.
- Goldreich, P. & Tremaine, S.: 1979, 'The excitation of density waves at the Lindblad and corotation resonances by an external potential', *Ap. J.* **233**, 857–871.
- Goldreich, P., & Tremaine, S.: 1980, 'Disk-satellite interactions', *Ap. J.* **241**, 425–441.
- Kley, W.: 1999, 'Mass flow and accretion through gaps in accretion disks', *M. N. R. A. S.* **303**, 696–710.
- Koresko, C. D.: 1998, 'A Circumstellar Disk in a Pre-main-sequence Binary Star', *Ap. J.* **507**, L145–L148.

- Korycansky, D. G., & Papaloizou, J. C. B.: 1996, 'A Method for Calculations of Nonlinear Shear Flow: Application to Formation of Giant Planets in the Solar Nebula', *Ap. J. Sup.* **105**, 181–190.
- Kuiper, G. P.: 1951, in *Astrophysics*, ed J. A. Hynek (New York: McGraw Hill), p. 357
- Lin, C. C., & Shu, F. H.: 1964, *Ap. J.* **140**, 646.
- Lin, D. N. C., Bodenheimer, P., & Richardson, D. C.: 1996, 'Orbital migration of the planetary companion of 51 Pegasi to its present location', *Nature* **380**, 606–607.
- Lin, D. N. C., & Papaloizou, J. C. B.: 1979, 'On the structure of circumbinary accretion disks and the tidal evolution of commensurable satellites', *M. N. R. A. S.* **188**, 191–201..
- Lin, D. N. C., & Papaloizou, J. 1985: 'On the dynamical origin of the solar system', In *Protostars and planets II*, eds. D. C. Black, & M. S. Mathews (Tucson: University of Arizona Press), p. 981–1072
- Lin, D. N. C., & Papaloizou, J. C. B.: 1993, 'On the tidal interaction between protostellar disks and companions', In *Protostars and Planets III*, eds. E. H. Levy, & J. I. Lunine (Tucson: University of Arizona Press), p. 749–835.
- Lissauer, J. J.: 1993, 'Planet formation', *A. R. A. A.* **31**, 129–174.
- Lynden–Bell, D., & Pringle, J. E.: 1974, 'The evolution of viscous discs and the origin of the nebular variables', *M. N. R. A. S.* **168**, 603–637.
- Malhotra 1972
- Mizuno, H.: 1980, 'Formation of the giant planets', *Prog. Theor. Phys.* **64**, 544–557.
- Murray, N., Hansen, B., Holman, M., & Tremaine, S.: 1998, 'Migrating Planets', *Science* **279**, 69.
- Papaloizou, J. C. B., & Lin, D. N. C.: 1984, 'On the tidal interaction between protoplanets and the primordial solar nebula. I — Linear calculation of the role of angular momentum exchange', *Ap. J.* **285**, 818–834.
- Papaloizou, J. C. B., & Lin, D. N. C.: 1995, 'Theory Of Accretion Disks I: Angular Momentum Transport Processes', *A. R. A. A.* **33**, 505–540.
- Papaloizou, J. C., & Terquem, C.: 1999, 'Critical protoplanetary core masses in protoplanetary disks and the formation of short–period giant planets', *Ap. J.*, *in press* (astro-ph/9903310)
- Perri, F., & Cameron, A. G. W.: 1974, 'Hydrodynamic instability of the solar nebula in the presence of a planetary core', *Icarus* **22**, 416–425.
- Pollack, J. B., Hubickyj, O., Bodenheimer, P., Lissauer, J. J., Podolak, M., & Greenzweig, Y.: 1996, 'Formation of the Giant Planets by Concurrent Accretion of Solids and Gas', *Icarus* **124**, 62–85.
- Rasio, F. A., & Ford, E. B.: 1996, 'Dynamical instabilities and the formation of extrasolar planetary systems', *Science* **274**, 954–956.
- Safronov, V. S.: 1969, in *Evolutsiia doplanetnogo oblaka* (Moscow)
- Shakura, N. I., & Sunyaev, R. A.: 1973, 'Black holes in binary systems: Observational appearance', *A. A.* **24**, 337–355.
- Stapelfeldt, K. R., Krist, J. E., Menard, F., Bouvier, J., Padgett, D. L., & Burrows, C. J.: 1998, 'An Edge–On Circumstellar Disk in the Young Binary System HK Tauri', *Ap. J.* **502**, L65–L68.
- Stevenson, D. J.: 1982, 'Formation of the giant planets', *Planet. Space Sci.* **30**, 755–764.
- Toomre, A.: 1981, 'What amplifies the spirals', in *The Structure and Evolution of Normal Galaxies*, eds. S. M. Fall, & D. Lynden–Bell (Cambridge: Cambridge Univ. Press), p. 111–136.

- Ward, W. R.: 1986, 'Density waves in the solar nebula – Differential Lindblad torque', *Icarus* **67**, 164–180.
- Ward, W. R.: 1997a, 'Survival of Planetary Systems', *Ap. J.* **482**, L211–L214.
- Ward, W. R.: 1997b, 'Protoplanet Migration by Nebula Tides', *Icarus* **126**, 261–281.
- Weidenschilling, S. J., & Marzari, F.: 1996, 'Gravitational scattering as a possible origin for giant planets at small stellar distances', *Nature* **384**, 619–621.
- Wetherill, G. W., & Stewart, G. R.: 1989, 'Accumulation of a swarm of small planetesimals', *Icarus* **77**, 330–357.
- Wuchterl, G.: 1993, 'The critical mass for protoplanets revisited—Massive envelopes through convection', *Icarus* **106**, 323–.
- Wuchterl, G.: 1995, *Earth, Moon, and Planets* **67**, 51