

When SN explode in a starburst: transitions among AGN types

Itziar Aretxaga

Instituto Nacional de Astrofísica, Óptica y Electrónica, Apto. Postal 51 y 216, Puebla, Pue., Mexico

Abstract. Among the Active Galactic Nuclei (AGN) that have suffered type mutations, the classically classified Seyfert 2 NGC 7582 recently found at a Seyfert 1 stage, is perhaps one of the most puzzling cases, since it defies a well supported case for unification. We investigate the possibility that this type transition, common to other 12 AGN, is driven by supernovae (SN) exploding in a nuclear/circumnuclear starburst.

1. Introduction

Variability is a common characteristic of AGN. Most variability studies concentrate their attention on luminous Seyfert 1 nuclei and QSOs, which are known to develop prominent variations. But even among brands which classically have been regarded as quiescent, LINERs and Seyfert 2 nuclei, there is an increasing number of reported cases of variations in both development of broad lines and increase of continuum luminosity.

2. Seyfert 1 mutation of the classical Seyfert 2 NGC 7582

The recent discovery that NGC 7582 has mutated into a type 1 Seyfert^{1,2} is perhaps one of the most puzzling cases. This classical Seyfert 2 shows phenomenology that has been interpreted in support of unified schemes of AGN³: a sharp-edged [O III] outflow in the form of a cone is detected⁴; optical spectropolarimetry does not reveal any hidden broad line region (BLR), but since the far-IR colours $60\mu\text{m} - 25\mu\text{m}$ are very red, the absence has been taken in support for an edge-on thick torus able to block even the light scattered towards the observer⁵; indeed a large column density of neutral H also blocks the hard X-rays, implying a very large obscuration⁶. The presence of stars in the nucleus is now firmly established. There is a steep gradient of $H\alpha$ perpendicular to the [O III] cone, which reveals a 1 kpc disk of H II regions oriented at 60° from the plane of the galaxy⁴. The CO absorption lines and large near-IR light-to-mass ratio are similar to those of H II galaxies and a factor of 5 larger than those of normal galaxies, indicating that red supergiants dominate the light of the inner 200 pc at those wavelengths⁷.

Figure I shows spectra of the nucleus of NGC 7582 as seen on January 6th 1994⁸, the long known Seyfert 2 stage that lasted until 1998 June 20th⁹, and on July 11th, when it was discovered to have transited to a Seyfert 1 stage¹.

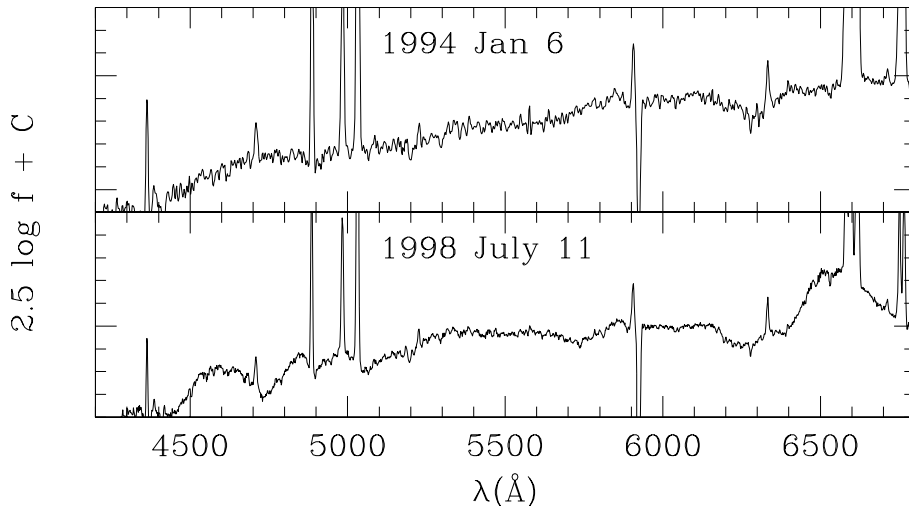


Figure 1. 2 arcsec extractions of spectra of the nucleus of NGC 7582

This type transition, if rare, is not unprecedented. Three other classically classified Seyfert 2 nuclei and one LINER had suddenly developed broad lines in the past (Mrk 6, Mrk 993 and Mrk 1018 and NGC 1097), and seven Seyfert 1 and a radio-galaxy lost their broad components and become Seyfert 2 (NGC 1566, NGC 3516, NGC 4151, NGC 5548, NGC 6814, NGC 7603, Mrk 372 and 3C 390.3).

Some of these transitions have been interpreted in the framework of capture and disruption of stars by a supermassive black hole¹⁰ or by a variable reddening in the dusty torus that hides the BLR in Seyfert 2¹¹. In the case of NGC 7582 these two interpretations conflict with the high extinctions measured for the thick dusty torus ($A_V \approx 230$ mag), that would block all the optical light coming from the surroundings of the black hole². We can thus say, that the mutation experienced by NGC 7582 defies the framework postulated by unified schemes.

If the idea of a torus is to survive, the spectral change must be attributed to processes that occur around the torus, and which are not necessarily related to the central engine of the AGN. An attractive alternative is to attribute this Seyfert 1 activity to type II_n SN going off in the nuclear starburst detected at a radius $r < 100$ pc⁷.

3. Type II_n supernovae: SN 1988Z

The spectra of SN II_n are characterized by the presence of prominent narrow emission lines (hence the 'n') sitting on top of broad components of up to $\text{FWHM} \approx 20000$ km/s which look very similar to those of Seyfert 1 nuclei and QSOs¹², and don't show the characteristic broad P-Cygni signatures of standard SN. SN II_n are normally associated with regions of star-formation.

Figure II shows a spectrum of SN 1988Z, the best followed-up SN of this type, near maximum¹³. This is an exceptionally bright and peculiar SN in its spectro-photometric properties:

- It is characterized by an extremely slow decay of luminosity after maximum light, which makes it at day 600 approximately 5 mag brighter in V-band than standard type II SN¹⁴.
- It has a strong H α emission, with peak luminosities of about 4×10^{41} erg s⁻¹ (for $H_0 = 50$ Km s⁻¹ Mpc⁻¹) at day 200¹³. This prodigious luminosity is 5 or-

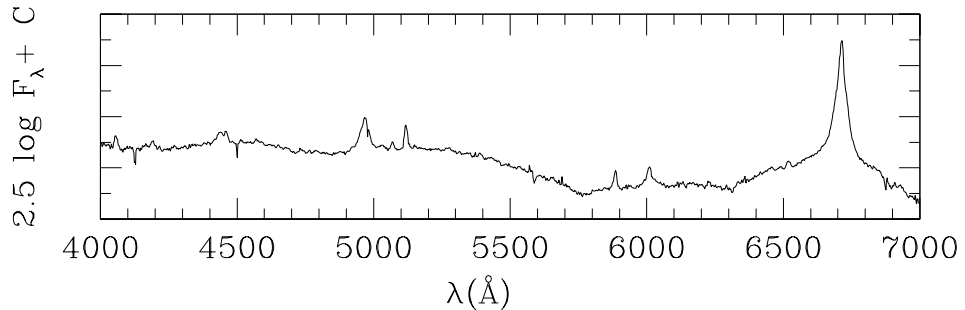


Figure 2. Spectrum of SN 1988Z at age 115 d from discovery

ders of magnitude larger than that of SN 1987A.

- Very high-ionization coronal lines (e.g. $[\text{Fe X}]\lambda 6375 \text{ \AA}$, $[\text{Fe XI}]\lambda 7889\text{-}7892 \text{ \AA}$) are identified in the optical spectra, at least until day 492¹³.
- At 2 to 20cm it is one of the most powerful radio-SN in the sky, with peak-luminosities up to 3000 times that of remnants like Cas A¹⁵
- Even 6 yr after maximum the SN shows a hard X-ray emission¹⁶ of more than $10^{41} \text{ erg s}^{-1}$
- The total integrated energy radiated by this event in 8.5 yr of evolution is at least $2 \times 10^{51} \text{ erg}$, and probably close to 10^{52} erg , in contrast with the canonical 10^{49} erg of standard SN¹⁷.

Figure III shows a combined representation of the above properties. From this we derive that the output of energy is dominated by optical to X-ray emission, with a spectral energy distribution which strongly departs from the classical black-body fit of typical SN¹⁷.

These properties can be interpreted in the light of quick reprocessing of the kinetic energy released in the explosion by a dense circumstellar medium (CSM)^{17,18}, and thus explain the phenomenon as a young and compact supernova remnant (cSNR) rather than as a SN. Radiative cooling is expected to become important well before the thermalization of the ejecta is complete. As a result, the shocked material undergoes a rapid condensation behind both the leading and reverse shocks. These high-density thin shells, the freely expanding ejecta and the still unperturbed interstellar gas are all ionized by the radiation produced in the shocks, and are responsible for the complex emission line structure observed in these objects.

In the case of SN 1988Z, a direct measurement of the CSM density was possible¹⁴. The value determined from the $[\text{OIII}]\lambda 4363 \text{ \AA}$ to $[\text{OIII}]\lambda 5007 \text{ \AA}$ forbidden line ratio in the early stages of the evolution is between 4×10^6 and $1.6 \times 10^7 \text{ cm}^{-3}$.

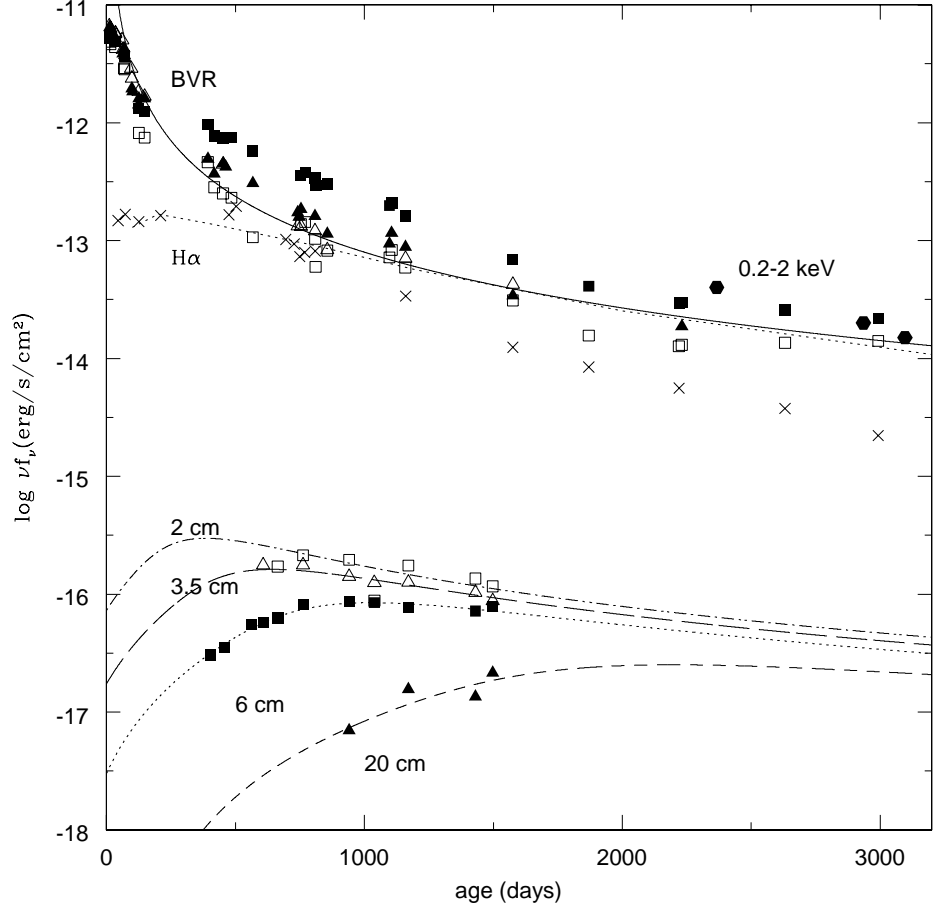


Figure 3. Evolution of the νf_ν light curve in radio to X-ray bands. In the upper part of the panel open triangles correspond to B -band, solid triangles to V -band, solid squares to R -band, empty squares to Rc band, solid hexagones to the ROSAT 0.2 to 2 keV band and crosses to $H\alpha$. The solid and dashed lines are models for the bolometric light and $H\alpha$ evolution of a cSNR. In the lower part of the panel, VLA radio data at 2, 5.5, 6 and 20cm is represented with empty squares, empty triangles, solid squares and empty triangles. The line fittings correspond to the models of Van Dyk et al¹⁵.

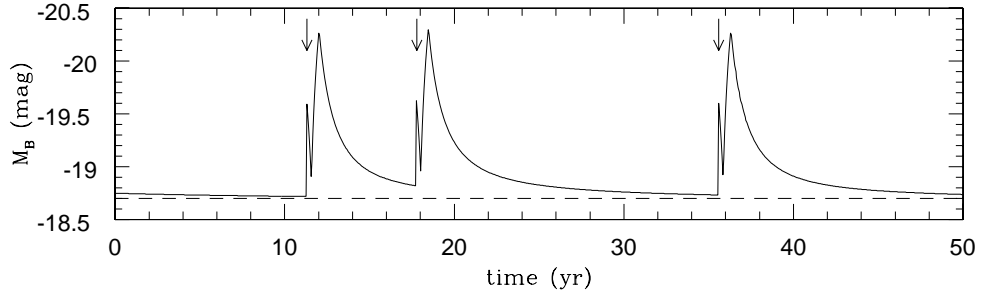


Figure 4. Theoretical light curve of a massive stellar cluster undergoing a SN rate $\nu_{\text{SN}} \approx 0.1 \text{ yr}^{-1}$. The arrows in the diagram represent the moments in which the SN explodes and the dashed lines the luminosity level coming from main sequence stars²¹.

The semi-analytical behaviour of a cSNR¹⁸ in comparison with the data of SN 1988Z is shown with lines in figures III and VI.

4. Starbursts that explode type IIIn SN

There is little doubt that if a SN IIIn goes off in the center of a normal galaxy, the nucleus would be classified as a Seyfert 1 while the prominent broad lines remain visible. In fact, there has been a succession of theoretical works that explain the phenomenology of lines and continuum at UV to near-IR wavelengths in Seyfert 1 nuclei in terms of a starburst that undergoes SN IIIn explosions (see Terlevich R.J. in this volume). From an age 10–60 Myr, a starburst sustains a SN rate directly proportional to the blue light emitted by the stars in the cluster, with a value that is almost independent on the initial mass function¹⁹:

$$\nu_{\text{SN}}/L_{\text{B}}^* \approx 2 \times 10^{-11} \text{ yr}^{-1} L_{\text{B}}^{\odot -1} . \quad (1)$$

If we take the light evolution of SN 1988Z as typical of the SN exploding in a cluster (but beware that SN IIIn show some heterogeneity in their light curves²⁰), we can construct some models to predict type transitions generated by SN IIIn²¹. Figure IV shows a Monte Carlo simulation of the light curve of a cluster of $M_{\text{B}}^* \approx -18.7$ (marked with a dashed line). The SN light evolution has been represented by the semi-analytical fit shown in figure III, and each SN explosion is marked with an arrow.

According to the photoionization models for cSNR¹⁸, the equivalent widths of H α and H β change in time from $W_{\text{H}\alpha}/\nu_{\text{SN}} \approx 37.7 \text{ \AA yr}$, $W_{\text{H}\beta}/\nu_{\text{SN}} \approx 6.1 \text{ \AA yr}$ for $4t_{\text{sg}}$ to $W_{\text{H}\alpha}/\nu_{\text{SN}} \approx 13.1 \text{ \AA yr}$, $W_{\text{H}\beta}/\nu_{\text{SN}} \approx 1.4 \text{ \AA yr}$ for $8t_{\text{sg}}$, where t_{sg} is the characteristic time of evolution of the cSNR. If we adopt 20 \AA as the observable limit below which an object is classified as a Seyfert 1.9 (in case $W_{\text{H}\beta} \lesssim 20 \text{ \AA}$ but $W_{\text{H}\alpha} \gtrsim 20 \text{ \AA}$) or a Seyfert 2 (in case $W_{\text{H}\alpha}, W_{\text{H}\beta} \lesssim 20 \text{ \AA}$), the transitions take place when the total light emitted by the cluster (solid line in figure IV) is less than about 0.14 and 0.01 mag above the stellar level (dashed line) respectively.

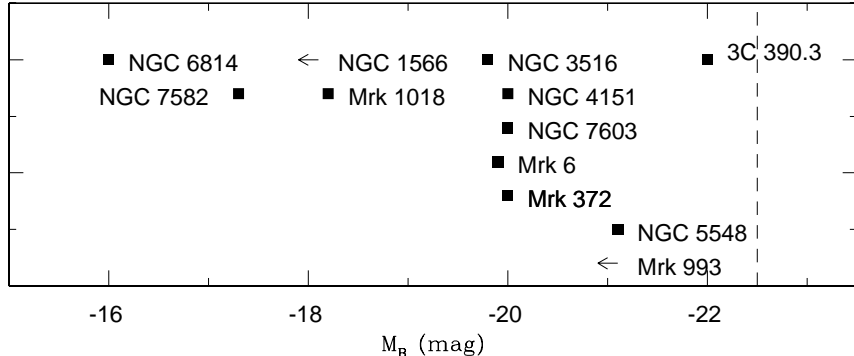


Figure 5. Number of transient AGN per luminosity interval. Squares represent mean luminosities, and arrows indicate upper limits to these quantities. The luminosity threshold for allowed transitions is marked with a line

The activity level is recovered once the light curve crosses those limits in the opposite direction due to a new cSNR.

We can then estimate the time spent by these clusters as Seyfert nuclei of types 1.9 or 2²². The values obtained are just upper limits to the time spent in quiescent stages, since our approach ignores the secondary pulses that occur in the evolution of cSNR due to cooling instabilities. The less luminous systems are the ones that experience longer quiescent stages. In low-luminosity systems ($M_B > -22.5$ mag) the low SN rates derived ($\nu_{\text{SN}} \lesssim 1 \text{ yr}^{-1}$) gives non negligible time scales for states in which no cSNR could contribute to the existence of broad lines in the spectrum, and thus transitions between Seyfert types 1 and 2 can be possible. Figure V compares the luminosity of the transient AGN as compared with that theoretical limit, which lies above the measured luminosities.

5. a type IIIn SN in the nucleus of NGC 7582?

The luminosity of the inner 3 arcsec of NGC 7582 before the transition is $V \approx 15$ mag. The luminosity profile at this stage is not very peaked, as shown in HST images, where the luminosity of the nucleus changes by 3 mag when using apertures ranging from 0.5 to 0.1 arcsec. The stellar populations of the nucleus at optical wavelengths are best represented by old ages ($t > 100$ Myr) contaminated in a 12% by a reddened $E_{B-V} \approx 0.6$ mag starburst²³. Therefore, the intrinsic luminosity of the starburst nucleus is about $M_B \approx -17.3$ mag and the SN rate must then be $\nu_{\text{SN}} \approx 0.02 \text{ yr}^{-1}$. If all the SN explosions generate SN IIIn, there is a 33% probability of having detected a transition to a Seyfert 1 stage in the last 30 yr.

In order to investigate this possibility for the origin of the broad lines, profile and light evolution might be of interest. Figure VI plots the evolution of the H α line width and luminosity of NGC 7582 as a function of time compared with the values of SN 1988Z¹⁷ and the Seyfert 1 NGC 5548²⁴. The data of NGC 7582

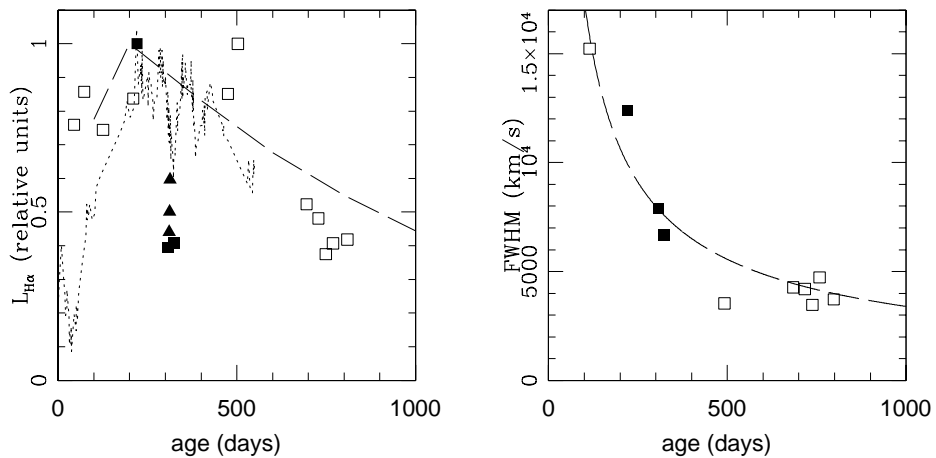


Figure 6. Evolution of $H\alpha$ line with and luminosity for NGC 7582 (filled squares and triangles), SN 1988Z (empty squares), NGC 5548 (dotted line) and a cSNR model (dashed line)

was obtained from various ESO telescopes² in La Silla, Chile, and from the 2.1m in Cananea, Mexico (previously unpublished data). The spectra were internally flux-calibrated to the same relative scale using $[N II]\lambda 6583 \text{ \AA}$ and, independently, also $[O III]\lambda 5007 \text{ \AA}$. The zeros in the time axis of figure VI for the comparison are uncertain. We have opted to match the light curves of SN 1988Z, NGC 7582 and NGC 5548 at the maximum in $H\alpha$ light. This also matches the minimum in the light evolution of NGC 5548 as the onset of the 'elementary unit of variation' in Seyfert 1 nuclei²⁵. All fluxes have been normalized to the maximum value. The line-width evolution of NGC 7582 closely resembles the early evolution of SN 1988Z, if the similarity of flux evolution is not clear due to the scarcity of the data. At these early stages, large deviations from the semi-analytical solution of the evolution of a cSNR, represented as a dashed line, are expected due to the formation and collision of the shell structures generated by the outer and reverse shocks as they sweep circumstellar and ejected material¹⁸. However, these light oscillations predicted by theory are as yet unchecked in real SN IIn. These oscillations are however clearly present in the behaviour of the light evolution of typical Seyfert 1 nuclei, as NGC 5548 represented with dotted lines. If the event seen in NGC 7582 is a cSNR in the nuclear starburst region, a behaviour similar to SN 1988Z and the peak of NGC 5548 represented in Figure VI is expected.

A close multi-wavelength monitoring of this object is thus required if we want to elucidate the mechanism that has created the broad-lines despite the supposedly still existing thick torus that blocks the inner nuclear region from the line of sight.

Acknowledgments. I would like to acknowledge my collaborators in the several projects that have been joined to shape this paper: S. Benetti, B. Jøguet, D. Kunth, J. Melnick, A. Fabian, R.J. Terlevich and J.R. Valdes. Especial thanks

go to B. Joguet and J.R. Valdes who were crucial in providing me with the data of NGC 7582, keeping the flow open until hours before my talk.

References

- ¹ Joguet B., Kunth D., Terlevich R.J., 1998, IAU Circ. 7024.
- ² Aretxaga I., Joguet B., Kunth D. et al., 1999, ApJL, submitted.
- ³ Antonucci R.R.J., 1993, ARAA, 31, 473.
- ⁴ Morris C. S., Ward, M., Whittle, M., et al. 1985, MNRAS, 216, 193
- ⁵ Heisler C.A., Lumsden S.L., Bailey J.A., 1997, Nat, 385, 700.
- ⁶ Mulchaey, J.S., Wilson, A.S., Tsvetanov, Z., 1996, ApJ, 467, 197.
- ⁷ Oliva E., Origlia L., Kotilainen J. & Moorwood A., 1995, AA, 301, 55
- ⁸ Cid Fernandes R., Storchi-Bergmann T. & Schmitt H.R., 1998, MNRAS, 297, 579.
- ⁹ Halpern J.P., Kay L.E. & Leight K.M., 1998, IAU Circ. 7027
- ¹⁰ Storchi-Bergmann T., Eracleous M., Livio M. et al., 1995, ApJ, 443, 617.
- ¹¹ Goodrich R.W, 1989, ApJ, 340, 190; Goodrich R.W, 1995, ApJ, 440, 141.
- ¹² Filippenko A.V. 1989, ApJ, 97, 726.
- ¹³ Turatto M., Cappellaro E., Danzinger I.J. et al., 1993, MNRAS, 262, 128.
- ¹⁴ Stathakis R.A. & Sadler E.M., 1991, MNRAS, 250, 786.
- ¹⁵ Van Dyk S.D., Weiler K.W., Sramek R.A., Panagia N., 1993, ApJL, 419, L69
- ¹⁶ Fabian A.C. & Terlevich R.J., 1996, MNRAS, 280, L5.
- ¹⁷ Aretxaga I., Benetti S., Terlevich R.J., et al. 1999, MNRAS, submitted
- ¹⁸ Terlevich R.J., Tenorio-Tagle G., Franco J. et al., 1992, MNRAS, 255, 713.
- ¹⁹ Aretxaga I. & Terlevich R.J., 1994, MNRAS, 269, 462.
- ²⁰ Filippenko, A.V., 1997, ARAA, 35, 309
- ²¹ Aretxaga I., Cid Fernandes R. & Terlevich R.J., 1997, MNRAS, 286, 271.
- ²² Aretxaga I. & Terlevich R.J., 1994, in *“Violent Star Formation: from 30 Doradus to QSOs”*, eds. Tenorio-Tagle G. et al., CUP, p. 347.
- ²³ Schmitt H.R., et al., 1998, MNRAS, in press. (astro-ph/9810265)
- ²⁴ Korista K. et al. , 1995, ApJS, 97, 285.
- ²⁵ Cid Fernandes R., Terlevich R.J. & Aretxaga I., 1997, MNRAS, 289, 318.