

INTERGALACTIC DUST AND OBSERVATIONS OF TYPE IA SUPERNOVAE

ANTHONY AGUIRRE

Department of Astronomy, Harvard University
60 Garden Street, Cambridge, MA 02138, USA
email: aaguirre@cfa.harvard.edu
Astrophysical Journal, in press

ABSTRACT

Estimates of the cosmic star formation rate and of cluster metallicities independently imply that at $z \lesssim 0.5$ the gas in the universe has substantial average metallicity: $1/10 \lesssim Z/Z_{\odot} \lesssim 1/3$ for $\Omega_{gas} = 0.05$. This metal density probably cannot be contained in known solar-metallicity galaxies of density parameter $\Omega_* \approx 0.004$, implying significant enrichment of the intergalactic medium (IGM) by ejection of metals and dust from galaxies via winds, in mergers or in dust efflux driven by radiation pressure. Galaxies have a dust/metal ratio of ~ 0.5 in their interstellar media, but some fraction $(1 - f) > 0$ of this must be destroyed in the IGM or during the ejection process. Assuming the Draine & Lee dust model and preferential destruction of small grains (as destruction by sputtering would provide), I calculate the reddening and extinction of a uniform cosmological dust component in terms of f and the minimum grain size a_{min} . Very small grains provide most of the reddening but less than half of the opacity for optical extinction. For $f \gtrsim 0.3$ and $a_{min} \gtrsim 0.1 \mu\text{m}$, the intergalactic dust would be too grey to have been detected by its reddening, yet dense enough to be cosmologically important: it could account for the recently observed type Ia supernova dimming at $z \sim 0.5$ without cosmic acceleration. It would also have implications for galaxy counts and evolutionary studies, and would contribute significantly to the cosmic infrared background (CIB). The importance of grey intergalactic dust of the described type can be tested by observations of $z = 0.5$ supernovae in (rest) R -band or longer wavelengths and by the fluxes of a large sample of supernovae at $z > 1$.

Subject headings: cosmology: observations, distance scale – intergalactic medium – dust, extinction

1. INTRODUCTION

The importance of dust extinction in the Galaxy has been recognized since early in this century when star-counting surveys revealed absorption of optical light by ‘dark clouds’ (Barnard 1919). It is fortunate that extinction correlates relatively well with reddening in the Galaxy, because it is difficult enough to accurately measure either the distance to a typical astronomical source or its intrinsic luminosity – let alone both. But knowing the intrinsic color $(B - V)_i$ (using an unobscured line of sight) along with the observed $B - V$ color and a reddening-extinction law $A_V = R_V[(B - V) - (B - V)_i] \equiv R_V E(B - V)$, one can correctly determine the distance of an object from its distance modulus, or vice versa. The value of R_V varies markedly within the Milky Way ($3 \lesssim R_V \lesssim 6$; Mathis 1990) and among different galaxies ($1.5 \lesssim R_V \lesssim 7.2$; Falco et al. 1999), but a value of $R_V \simeq 3.2$ is useful for many estimates of Galactic extinction.

Radiation from extragalactic objects is subject to extinction by dust both inside and outside of the Galaxy. However, while extragalactic dust has received attention, our knowledge of its amount and properties is rather limited, because methods useful for estimating dust density in galaxies have proved less effective when extended to intergalactic space. For example, a number of groups have attempted to measure extinction by dust in clusters using background-object counting, and several claims of intracluster dust (Bogart & Wagoner 1973; Boyle, Fong & Shanks 1988; Romani & Maoz 1992) and extragalactic dust cloud detections (Wsozlek et al. 1988 and references

therein) have been made, but even now these claims remain controversial (see Maoz 1995). The strongest proposed limits on a diffuse distribution of intergalactic dust with a Galactic reddening law have come from studies of the redshift evolution of the mean quasar spectral index (e.g. Wright 1981; Wright & Malkan 1988; Cheng, Gaskell & Koratkar 1991). These studies limit uniform dust of constant comoving density to have $A_V(z = 1) \lesssim 0.05$ mag (from Wright & Malkan 1988), and are most sensitive to dust at $z > 1$.

While our knowledge of it is poor, intergalactic dust could have great cosmological importance, as it could affect results concerning the cosmic microwave (CMB) and cosmic infrared (CIB) backgrounds, galaxy and quasar numbers at high z , galaxy evolution, large-scale structure, etc. This paper discusses intergalactic dust chiefly in the context of its importance in measurements of the cosmological deceleration parameter – a subject discussed numerous times, first by Eigenson (1949) and most recently in Aguirre 1999 (A99).

Conditions in the diffuse intergalactic medium (IGM) strongly disfavor dust formation, so whatever intergalactic dust exists is probably either the remnant of an early Population III epoch, or is formed in galaxies and removed by some mechanism. (The remaining possibility, that a substantial dust-forming population of extragalactic stars exists, is not considered here.) Previous investigations of intergalactic dust have almost invariably assumed that it has properties similar to that of Galactic dust; but this assumption is not well justified. Even among galaxies, R_V varies by a factor of four, and intergalactic dust may have

creation, destruction, and selection mechanisms quite different from dust in galaxies. As argued in A99, radiation pressure ejects grains with high opacity and a broad opacity curve more efficiently than other grain types. In §4 I discuss results suggesting that small grains are preferentially destroyed by sputtering, both in the halos of galaxies (during the ejection process) and perhaps in the IGM.

The large grains, while having significant mass, give very small $E(B-V)$ reddening, and actually have higher visual opacity (per unit mass) than dust which includes small grains. Intergalactic dust of this type would not have been detected by quasar reddening surveys. Current data, described in §1, suggests that the universe has been enriched to $\gtrsim 1/10$ solar metallicity before $z \sim 0.5$. Section 8 shows that if a significant fraction of this metal is locked in dust that is distributed fairly uniformly, the dust extinction to $z \sim 0.5$ can explain the observed progressive dimming of type Ia supernovae (Riess et al. 1998; Perlmutter et al. 1999 [P99]) without cosmic acceleration.

The last section outlines ways in which the influence of the type of intergalactic dust described here can be tested, probably most cleanly by future supernova observations.

2. COSMIC METALLICITY

Although still very incomplete, our understanding of the evolution of cosmic metallicity has improved dramatically during the last few years. Recent surveys (see e.g. Madau 1999 for a review) of galaxies in the Hubble Deep Field show that the comoving star formation rate (SFR) rises with redshift by a factor of ten to $z \sim 1-1.5$, past which it either declines or levels off. Using the observed star formation rate and an assumed ratio of metal formation to star formation of $1/42$ (Madau et al. 1996), the total cosmic metallicity (neglecting any population III contribution) may be estimated by integrating over time the metal formation rate. Figure 1 shows the result of this integration starting at $z = 10$, using curves from Madau (1999) and Steidel et al. (1999). These demonstrate that whether or not the SFR declines for $z \gtrsim 1.5$, the current metal density is $\Omega_Z \sim (1.5-2)h_{65}^{-2} \times 10^{-4}$. The estimates shown for $\Omega_Z(z)$ agree with other results in the literature using similar methods: Pettini (1999) estimates $\Omega_Z(z \simeq 2.5) \sim 6 \times 10^{-5}$; Cen & Ostriker (1999b) calculate $\Omega_Z(z \simeq 2.5) \sim 2 \times 10^{-5}$ and $\Omega_Z(z \simeq 0.5) \simeq 1.1 \times 10^{-4}$.

Very interestingly, these estimates coincide with the ‘fossil evidence’ presented by Renzini (1997; 1998). He argues that clusters are essentially closed systems which contain all of the metal produced by their stellar populations. Stars of approximately solar metallicity comprise only a fraction $\Upsilon_{cl} \approx 0.09h_{65}^{3/2}$ of the total cluster gas mass, yet the remaining intracluster gas has $\approx 1/3$ solar metallicity. The associated metal production per unit of stellar mass can be written $M_Z \approx M_*[1 + 3.15h_{65}^{-3/2}]Z_\odot$ (Renzini 1997). Unless stars in clusters produce metals much more efficiently than those in field galaxies, this figure should apply to the $\Omega_* \approx 0.004$ (Fukugita, Hogan & Peebles 1996) of stars in the universe, giving $\Omega_Z \approx 3.1 \times 10^{-4}$. Moreover, if the cosmic gas density is $\Omega_{gas} \approx 0.05$, then the star formation efficiency of clusters well represents that of the universe, $\Upsilon_{IGM} \equiv \frac{\Omega_*}{\Omega_{gas}} \approx \Upsilon_{cl}$, further indicating that

clusters are a fair sample.

Two obvious ratios link these numbers to estimates of intergalactic dust density: the fraction F_I of all metal residing in the IGM, and the fraction d_m of the intergalactic metal locked in dust. At high z , the primary data bearing upon these ratios are observations of metal lines in quasar absorption spectra. Pettini et al. (1997) have measured the depletions of Cr and Zn in damped Lyman- α systems which Pei, Fall & Hauser (1998) interpret as giving a dust/metal ratio of ≈ 0.5 for all $z \lesssim 3$, similar to that of known galaxies. This suggests that even at high z , source regions for the cosmic metallicity have $d_m \approx 0.5$. Whether this applies to metal as it reaches the IGM depends on the degree to which the ejection process destroys dust, or selectively ejects either gaseous metal or dust (to be discussed in §2).

Observations of lower column density Ly- α absorbers give information about the gaseous metals in relatively cool regions of the IGM. Under some (important) assumptions about ionization corrections, these line strengths indicates that areas with column density $N(HI) \approx 10^{14-15} \text{ cm}^{-2}$ have $\sim 0.3\%$ solar metallicity, giving $\Omega_Z^{ly}(z \sim 3) \sim 3 \times 10^{-6}$ in gaseous metal if this enrichment is uniform. Direct integration (effectively treating $N(HI) \lesssim 10^{14} \text{ cm}^{-2}$ regions as pristine) gives $\Omega_Z^{ly}(z \sim 3) \gtrsim 3 \times 10^{-7}$ (Songaila 1997). In light of the higher numbers derived from the SFR, the assumption that most of the cosmic metallicity resides in the Ly- α forest therefore leads to a ‘missing metals’ problem, as noted by Pettini (1999) and Renzini (1999), who argue that this discrepancy may indicate that most metals are located in hot halos around galaxies, in proto-clusters, or in a phase of the IGM hotter than that which the Ly- α forest studies probe. Cen & Ostriker (1999a) reach the same conclusion on separate grounds, arguing on the basis of both simple physical arguments and their numerical simulations that the bulk of universal baryons at low z should be hot.

The idea that the IGM is fairly metal-rich gains more support from arguments that hold at low redshift. If enriched to solar metallicity, the current mass of stars and gas in known galaxies is sufficient to contain the metals expected at $z \sim 2.5$ (if most galaxies had already formed by then), but this does not hold for later epochs: as also argued by Renzini (1998), the cosmic metallicity at $z = 0$ derived from cluster enrichment or by integration of the SFR cannot be stored in currently observed galaxies, which can hold at most

$$\Omega_Z = 8 \times 10^{-5} \left(\frac{Z_{gal}}{0.02} \right) \left(\frac{\Omega_{gal}}{0.004} \right) \quad (1)$$

The remaining $\approx 50-75\%$ must exist in the intergalactic gas, in extended halos, or hidden in undetected galaxies (which seems unlikely). This is exactly what one would expect on the basis of the metal distribution in clusters: Renzini (1997) argues that while intracluster gas contains about three times as much metal as the cluster galaxies, there seems to be no compelling reason to expect that metal ejection is much more efficient in clusters than in the field¹, so most metals created from field galaxies should also lie outside them.

¹Even if ram-pressure stripping and/or mergers made clusters more efficient, this would predict that field galaxies would be about four times as metal-rich as cluster galaxies, contrary to observations. Also, clusters with higher velocity dispersion should have higher metallicity;

To avoid the conclusion that the universe has substantial intergalactic metallicity, it therefore seems that one would have to argue both that cluster galaxies eject metals more efficiently than field galaxies and have a different IMF, and also accept that estimates of the SFR and/or the density of metal in galaxies are incorrect by at least a factor of two.

In summary, the density of intergalactic dust can be estimated at $z \sim 0.5$ as

$$\Omega_{dust}^{igm}(z \sim 0.5) = F_I \times d_m \times \chi \times 10^{-4}, \quad (2)$$

with likely values of $1.5 \lesssim \chi \lesssim 3$ and $d_m \simeq 0.5$. The argument that stars and gas in known galaxies cannot contain these metals gives $0.5 \lesssim F_I \lesssim 0.75$; the larger number also corresponds to the value derived by assuming that field galaxies eject metal as cluster galaxies do. The resulting estimate does not take into account grain destruction.

3. REMOVAL OF DUST AND METAL FROM GALAXIES

The conclusion that the IGM is fairly metal rich implies that metal can be efficiently removed from the galaxies in which it forms. Several ways in which galaxies can eject dust and metallic gas have been studied in the context of clusters (for exactly the same reason), but it rather unclear which mechanism is dominant. The density of intracluster gas is high enough that ram-pressure stripping of galactic gas may be efficient (e.g. Fukumoto & Ikeuchi 1996; Gunn & Gott 1972) in clusters, but it would be much less effective for a galaxy in the general IGM. The removal of gas by supernova-driven winds has been widely discussed, and detailed simulations have been performed investigating this effect in large starburst galaxies (Suchkov et al. 1994) and in dwarves (Mac Low & Ferrara 1998). It is widely thought that galactic winds also remove gas from ellipticals (e.g. David, Forman & Jones 1990). Gnedin (1998) has claimed that mergers provide the dominant metal removal mechanism, at least for $z \gtrsim 4$. Finally, dust removal (without metallic gas) by radiation pressure can be fairly efficient even for present-day spirals; starburst galaxies with higher luminosities would be correspondingly more effective. In this section I will concentrate on radiation pressure as the dominant dust expulsion mechanism because the effects on the dust have been investigated most carefully in that scenario; but I will discuss the other mechanisms briefly.

The dynamical evolution of a dust grain in a spiral galaxy is governed primarily by the radiation pressure, gravity, the viscous gas drag and the magnetic Lorentz force. Starting with Chiao & Wickramasinghe (1972), several groups have studied these forces acting on grains in model galaxies with some assumptions about the mass, gas, and luminosity distributions. Confirming the results of Chiao & Wickramasinghe, Ferrara et al. (1990) find that graphite grains of most sizes can escape most spiral galaxies, and that silicate grains are marginally confined (though silicate grains with $a \gtrsim 0.05 \mu\text{m}$ can escape high luminosity spirals.)

Calculating the grain dynamics for two specific galactic models (of the Milky way and NGC 3198) in more detail, Ferrara et al. (1991) find that in the Milky Way, silicate grains of radius $a = 0.1 \mu\text{m}$ have typical speeds

Renzini finds no evidence for this.

of $\sim 200 - 600 \text{ km s}^{-1}$ and reach halo radii $\sim 100 \text{ kpc}$ in $\sim 150 - 500 \text{ Myr}$. Graphite grains of $a = 0.05 \mu\text{m}$ can move approximately twice as fast. Another investigation, by Shustov & Vibe (1995), gives similar results. They find that grains of size $0.07 \mu\text{m} \leq a \leq 0.2 \mu\text{m}$ are ejected most effectively. Silicate (graphite) grains of $0.1 \mu\text{m}$ starting 1 kpc above the galactic disk attain speeds of 1000 km s^{-1} (2000 km s^{-1}) and reach 100 kpc in 100 (40) Myr . Shustov & Vibe stress that only dust starting somewhat above the disk can escape, but this does not imply that dust ejection is inefficient: in their model, the dust expulsion rate is up to $0.4 M_{\odot} \text{ yr}^{-1}$, which in a Hubble time exceeds the entire metal content of the Galaxy and gives Ω_{dust}^{igm} of order 10^{-4} , even assuming a constant SFR. Most recently, Davies et al. (1998) have performed numerical calculations of dust removal by radiation pressure, taking into account the opacity of the disk. Disk opacity reduces the radiation pressure at high galactic latitude, so Davies et al. find dust expulsion less efficient than the previous studies.² Nevertheless, Davies et al. predict the removal of (at least) $0.1 \mu\text{m}$ graphite grains from their model galaxy if there is fairly low disk opacity. Smaller grains are expelled much less efficiently. Notably, Davies et al. still estimate that up to 90% of the dust formed in spirals may be ejected, and even calculate an estimate of $\sim 1 \text{ mag}$ of intergalactic extinction across a Hubble distance.

All studies of radiation pressure driven dust removal have noted the importance of magnetic fields on grain dynamics but have (effectively) neglected them in their calculations, with the following justifications given:

- Magnetic field lines are only sometimes parallel to the disk, and only on large scales (all studies).
- Grains are charged only part of the time (Ferrara et al. 1991; Davies et al. 1998).
- Radiation pressure can enhance Parker (1972) instabilities that can lead to open field configurations with lines perpendicular to the disk. (Chiao & Wickramasinghe 1972; Ferrara et al. 1991).

An additional justification is empirical: dust is actually observed outside the disks of galaxies (Howk & Savage 1999; Alton, Davies & Bianchi 1999; Davies et al. 1998 and references therein; Ferrara et al. 1999 and references therein). However the dust escapes the disk, its presence proves that while magnetic fields are potentially important and currently impossible to model in detail, they cannot be perfectly effective at dust confinement. On the other hand, this does not prove that dust can fully decouple from the gas.

While dust expelled by radiation pressure could not carry a significant gas mass with it, other metal expulsion mechanisms probably remove dust along with gas. Alton et al. (1999) have presented observations of dust outflows in three nearby starburst galaxies, concluding that the ‘superwinds’ driving these outflows can impart near-escape velocity on the dust, and that up to 10% of the dust mass of these galaxies could be lost in the observed outflows

²Of course a higher assumed intrinsic luminosity of the galaxy would cancel this effect; Davies et al. only investigate one mass-to-light ratio.

alone. These results lend observational support to the numerical simulations of Suchkov et al. (1994) which predicted such outflows, and further demonstrate that dust can escape along with metallic gas. Lehnert & Heckman (1996) have estimated the efficiency of metal removal by winds in starburst galaxies using a large sample, and find that galaxies could enrich the IGM to $\Omega_Z^{igm} \sim 5 \times 10^{-5}$. This figure assumes a constant SFR and the authors estimate that the enrichment is likely to be ten times higher with a more realistic SFR.

Supernova-driven winds might also eject dust from ellipticals. Vereshchagin, Smirnov & Tutukov (1989) estimate that the ratio of galactic wind force to gravitational force on a grain of radius a is

$$F_W/F_G = \frac{3\alpha}{16\pi G} V_W/a,$$

where V_W is the wind velocity and α is the specific mass ejection rate for the wind in the galaxy. For $\alpha \sim 10^{-19} \text{ s}^{-1}$ (applicable for the present epoch; Vereshchagin et al. 1989; David et al. 1990) and relatively slow winds ($V_W \sim 10 - 60 \text{ km s}^{-1}$; Vereshchagin et al. 1989), only very small grains escape; but for starburst ellipticals, David et al. find rates of at least $5 \times (10^{-18} - 10^{-17}) \text{ s}^{-1}$ for the first 10^8 yr of starburst activity, implying that the winds dominate gravity in grain dynamics for grains up to $\sim 0.05 - 2.5 \mu\text{m}$, even for winds too slow to escape the galaxy themselves. Essentially the same argument would apply to grains subject to winds in spirals, so whether dust lies in relatively cool outflows or is exposed to the wind itself, it is difficult to see how it could avoid being driven out with the metallic gas.

Gnedin (1998) has performed high resolution cosmological simulations that suggest that mergers are the dominant metal removal mechanism, at least at high ($z \gtrsim 4$) redshift. This mechanism would eject gas with roughly the same dust/gas ratio as the source galaxy.

This brief survey of metal ejection mechanisms suggests that it is difficult to efficiently remove metallic gas from galaxies without also removing dust (although the converse of this would not be true if radiation pressure is the dominant ejection mechanism). Rough estimates of the ejection efficiencies show that metal ejection rates sufficient to account for the enrichment of the IGM estimated in §1 are reasonable. While dust probably accompanies gas as it leaves galaxies (or leaves by itself), studies of clusters show that intracluster gas is not dust-rich. The next section addresses the probable cause of this disagreement: grain destruction during the ejection process and in the IGM.

4. DESTRUCTION OF SMALL GRAINS

A key result of the investigations by both Ferrara et al. (1991) and Shustov & Vibe (1995) is that grain destruction due to sputtering by hot halo gas is relatively insignificant for grains of $a \sim 0.1 \mu\text{m}$ but very effective for grains with $a \sim 0.01 \mu\text{m}$. While $0.1 \mu\text{m}$ grains lose only $\sim 0.005 \mu\text{m}$ in radius, the small grains are completely destroyed on a timescale of $\sim 500 \text{ Myr}$. The

sharp difference arises because for sputtering at fixed gas temperature and grain velocity the destruction timescale $(1/a)(da/dt) \propto 1/a$ (Draine & Salpeter 1979a), and because small grains are more affected by gas drag yet less propelled by radiation pressure, hence move more slowly through the halo.³ Shustov & Vibe conclude from their calculations that the grains escaping intact from galaxies will have sizes $0.03 \mu\text{m} \lesssim a \lesssim 0.2 \mu\text{m}$ for graphite particles and $0.07 \mu\text{m} \lesssim a \lesssim 0.2 \mu\text{m}$ for silicate particles.⁴ These conclusions depend on assumptions about the density, temperature, and extent of the galactic halos, but the fact that both groups obtain similar results suggests that the minimal grain size surviving expulsion is probably of order $a_{min} \sim 0.05 \mu\text{m}$.

The efficiency of dust destruction in other metal removal processes has not been calculated in detail and is difficult to estimate. Dust driven out by winds would be vulnerable to sputtering by the halo gas as well as by the faster moving wind, though it will be somewhat shielded if embedded in cool clumps of gas. To estimate the effect of the wind, let us assume a mass loss rate \dot{M} (in solar masses/yr) due to a wind leaving the galaxy radially with velocity V_W . The effect of this wind would be similar to the effect of a hot gas of temperature $T_W \equiv m_p V_W^2/2k$ and (proton) number density $n_p \sim 3\dot{M}/16\pi R^2 V_W m_p$. For $125 \text{ km s}^{-1} \lesssim v \lesssim 4000 \text{ km s}^{-1}$ and $R \gtrsim 10 \text{ kpc}$, this gives $10^6 \text{ K} \lesssim T \lesssim 10^9 \text{ K}$ and

$$n_p \lesssim 1.9 \times 10^{-4} \dot{M} \left(\frac{V_W}{125 \text{ km s}^{-1}} \right)^{-1} \text{ cm}^{-3}. \quad (3)$$

Using Draine & Salpeter's (1979a) sputtering rate for graphite in this temperature range, this corresponds to a lifetime of

$$\tau_W \gtrsim (7 - 16) \times 10^7 \dot{M}^{-1} \left(\frac{V_W}{125 \text{ km s}^{-1}} \right) \left(\frac{a}{0.01 \mu\text{m}} \right) \text{ yr}.$$

This is comparable to the ejection timescale, so this sputtering could be important but is unlikely to completely destroy the dust.

Grain-grain collisions provide another important dust destruction mechanism in galaxies and might be important in the early stages of the ejection process. For example, grain-grain collisions in supernova shocks can efficiently shatter large grains into smaller ones (e.g. Jones, Tielens & Hollenbach 1996), so if supernova blowout removes dust, there is a danger that shocks from the same supernovae might shatter the large grains before the dust is expelled. Shocks may also play an important role in mergers. On the other hand, it is unclear whether the dust observed in the ISM is representative of dust which has just formed, or already been shock-processed, or some steady-state between the two. Specifically, there is evidence for the formation of large grains in novae (Shore et al. 1994), and possibly in supernovae (see Wooden 1997 and Pun et al. 1995), and grains are presumably larger in molecular clouds where high values of R_V are measured. It may be, then, that pre-shock grains tend to be somewhat

³Size effects can be even stronger; Draine & Salpeter (1979b) find that the most efficient dust destruction, sputtering in the 'inter-cloud medium', is $\sim 500 \times$ more effective in $0.01 \mu\text{m}$ grains than for $a = 0.1 \mu\text{m}$.

⁴These numbers are rather approximate because the authors computed results only for six grain radii.

larger, and the MRN distribution is more characteristic of grains after significant shattering has occurred. The assumption of this paper is that dust leaving its progenitor galaxy will have an grain size distribution characteristic of dust in the ISM. In the absence of significant shattering, this is probably conservative, since a significant fraction of dust is contained in dense clouds with high R_V (e.g. Kim, Martin & Hendry 1994).

4.1. Dust Destruction in the IGM

Rather little is known about the destruction of dust in the IGM. Schmidt (1974) estimates that soft cosmic rays would provide the most efficient destruction, but cannot determine whether or not the destruction time would exceed the Hubble time; moreover, Draine & Salpeter (1979b) find that cosmic rays are unimportant dust destroyers in the Galaxy (where they should be at least as effective as in the IGM). The hot gas component of the IGM, however, could sputter grains effectively, even at low density. Using again Draine & Salpeter's (1979a) estimate⁵, the lifetime can be written

$$\tau \approx (3.5 - 9) \times 10^9 \left(\frac{a}{0.01 \mu\text{m}} \right) h_{65}^{-2} \Omega_{gas}^{-1} \delta^{-1} (1+z)^{-3} \text{yr}, \quad (4)$$

where Ω_{gas} signifies the hot gas density in critical units and δ is a clumping factor. The Hubble time (for $\Omega = 1$) is $H^{-1}(z) = 1.6 \times 10^{10} h_{65}^{-1} (1+z)^{-3/2}$ yr, suggesting the efficient destruction of grains for which

$$Q \equiv 0.14 \left(\frac{a}{0.01 \mu\text{m}} \right)^{-1} \left(\frac{\Omega_{gas}}{0.05} \right) h_{65} \delta (1+z)^{3/2} \gg 1. \quad (5)$$

The clumping factor (i.e. the overdensity felt by a 'typical' grain) is quite uncertain, but the simulations of Cen & Ostriker (1999b), which numerically track the distribution of metallicity, indicate that at $z \sim 0.5$, the mean universal metallicity approaches the metallicity of $\delta \sim 100$ regions. Regions of much higher overdensity do not have much higher metallicity and hence cannot contain most of the metals – for example, $\delta \sim 1000$ regions have only about twice the metallicity, so dense 'subregions' can contain only about 20% of the metals in $\delta \sim 100$ regions. If a 'typical' grain experiences $\delta \sim 100$, then $Q \sim 26$ for $0.01 \mu\text{m}$ grains and $Q \sim 2.6$ for $0.1 \mu\text{m}$ grains. This is suggestive (but only suggestive) that sputtering by hot intergalactic gas might provide yet another mechanism by which grains of $a \lesssim 0.1 \mu\text{m}$ might be selectively destroyed.

Finally, note that the low mean dust density in the IGM and in extended galaxy halos would strongly suppress the grain-grain collisions thought to shatter large grains into small ones in the galaxy⁶; since dust formation is also inefficient in the IGM there is probably no source of new small grains outside of galaxies.

The efficiency of dust destruction depends in a rather complicated way on the environment; moreover the type

⁵More recent calculations by Tielens et al. give similar sputtering rates for carbon at $T \gtrsim 10^7$ K, while their rates are somewhat higher for silicates and somewhat lower in both materials for $10^6 \text{ K} < T < 10^7 \text{ K}$.

⁶Equation 9 gives the dust optical depth through the halo of a galaxy. The 'optical depth' to an emerging grain would be of similar magnitude, so grain-grain collisions are probably unimportant unless high- z galaxies are all heavily obscured by dust in their halos.

⁷Sputtering will also change the upper grain-size cutoff, in effect shifting the whole distribution toward smaller radii. The neglect of this effect may be justified by the excess of large grains over the MRN prediction indicated by estimates of the actual grain-size distribution (see §6.1), and because sputtering may be more selective in destroying small grains than the $1/a$ behavior would imply.

and details of the dominant mechanism of metal ejection for galaxies are uncertain. Thus the arguments of this section are intended merely to make plausible the chief assumption of this paper, which is that grains of size $a \lesssim 0.05 - 0.1 \mu\text{m}$ are removed (either by destruction or by failure to escape their progenitor galaxies) from the grain-size distribution characterizing dust outside of galaxies, whereas larger grains are not.

5. DENSITY OF SURVIVING INTERGALACTIC DUST

The estimate of the density of intergalactic dust in section §1 did not take into account dust destruction or the preferential expulsion of dust. Let us assume that a mass fraction $(1 - f_{esc})$ of dust is destroyed as it leaves the disk and/or traverses the halo, and that a further fraction $(1 - f_{igm})$ is destroyed in the IGM after the dust escapes the halos but before $z \sim 0.5$. There are three general scenarios indicated by the dust ejection and destruction mechanisms outline above:

1. Dust and gas leave together, with the galactic dust/metals ratio of ≈ 0.5 . A fraction $f_{esc}f_{igm}$ of this survives, so that $d_m \approx 0.5f_{esc}f_{igm}$. This scenario predicts a high enrichment of the IGM near galaxies and perhaps a substantial density of metal in galactic halos.
2. Dust, driven by radiation pressure, decouples from the gas either in the disk or in the inner halo, but is partially destroyed. The gaseous metal (both destroyed dust and metal which escapes the disk but then decouples from dust) could (a) remain in the halo or could (b) return to the disk to form more dust, repeating the process. In the former case galactic halos may be highly enriched and $d_m \approx 0.5f_{esc}f_{igm}$; in the latter (unlikely) case galaxies should be very deficient in metals which are easily incorporated into dust, and $d_m \sim f_{igm}$ is possible.
3. Gaseous metals leave disks but dust remains ($d_m \ll 1$). While unlikely, this would lead to a highly enriched IGM and/or halo gas component but little intergalactic obscuration (like the case $f_{esc}f_{igm} \ll 1$). Disks would be heavily enriched with elements that do form dust.

Assuming that $0.5 \lesssim F_I \lesssim 0.75$, equation 2 gives

$$\Omega_{dust}^{igm}(z \sim 0.5) \sim (4 - 11) \times 10^{-5} f_{esc}f_{igm} \quad (6)$$

for scenarios 1 and 2a. The dust density would be higher by a factor of up to $\sim 2/f_{esc}$ for scenario 2b, and very small for 3.

Since small grains are preferentially destroyed, but probably cannot be created in halos and in the IGM, $f_{esc}f_{igm}$ effectively determines the minimal grain size a_{min} .⁷ The next section discusses the dependence of dust properties on a_{min} , and gives corresponding values of $f_{esc}f_{igm}$.

6. PROPERTIES OF THE DUST

The absence of $a \lesssim 0.1 \mu\text{m}$ grains would have important implications for the properties of intergalactic dust. The most commonly used model for Galactic dust is the two component Draine & Lee (1984; DL) model consisting of silicate and graphite spheres with a distribution in radius (as proposed by Mathis, Rumpl and Nordsieck 1977; MRN) of $N(a)da \propto a^{-3.5}$, $0.005 \mu\text{m} \leq a \leq 0.25 \mu\text{m}$. After synthesizing dielectric functions for both graphite and ‘astronomical silicate’ and assuming a silicate/graphite mass ratio ~ 1 , DL demonstrated that the resulting model fits both the observed opacity and polarization over a wide wavelength range ($0.1 \mu\text{m} \lesssim \lambda \lesssim 1000 \mu\text{m}$), most notably fitting the observed features at $0.2175 \mu\text{m}$ and $10 \mu\text{m}$. This paper employs the DL model not because it is most likely to be correct, but because there is little agreement as to what the correct grain model might be. The DL model is widely used and familiar, and hopefully (but by no means certainly) captures the essential features of the dust. Other models are discussed briefly below.

An interesting aspect of the MRN distribution is that while the geometrical cross section ($\propto a^2$) is dominated by small-radius grains, the mass ($\propto a^3$) is dominated by grains of large radii. Thus, removing the very small grains can affect the opacity curve dramatically, without radically changing the total dust mass.

Figure 2 shows the extinction curve for silicate and graphite with the MRN size distribution over $a_{\min} \leq a \leq a_{\max}$ for $a_{\min} = 0.005$, $a_{\max} = 0.1$ and $a_{\min} = 0.1$, $a_{\max} = 0.25$. These curves use publicly available extinction data calculated using the method of Laor & Draine (1993). With the very small grains gone, the graphite absorption curve becomes quite flat out to $\lambda \sim 1 \mu\text{m}$. Figures 3 and 4 show the extinction, reddening and mass fraction (relative to the full MRN distribution) of dust distributions with various value of a_{\min} . Curves are given both for (rest-frame) $E(B - V)/V$ reddening concentrated at one redshift, and for a cosmological dust distribution (as described in §8). These show that even in the (more reddening) integrated extinction, for $a_{\min} \gtrsim 0.06 \mu\text{m}$, graphite grains give very little $(B - V)/V$ reddening. Silicate grains do not become grey for $a_{\min} \lesssim 0.2$, but the combined silicate+graphite reddening falls by 50% for $a_{\min} \gtrsim 0.09 \mu\text{m}$. Moreover, this large change in the reddening behavior of the dust does not require a large change in the mass: these ‘grey’ dust distributions contain 40 – 55% of the mass of the MRN distribution.

6.1. Other Dust Models

The above conclusions, based on the assumption that dust is characterized by the DL model, may not hold for other dust models. Mathis & Whiffen (1989) have proposed that galactic grains are composites of very small ($a \lesssim 0.005 \mu\text{m}$) silicate, graphite and amorphous carbon particles. These composite grains have a filling factor of $\sim 0.2 - 1$ and corresponding maximal size $\sim 0.9 - 0.23 \mu\text{m}$. Sputtering would be effective at destroying all sizes of low filling-factor composite grains, since both gas drag (slowing the grains) and sputtering would be much more effective than in comparably sized solid spheres. Also, sputtering might tend to ‘cleave’ large, filamentary grains into smaller ones. Large filling-factor particles in this model

would be much like the Draine & Lee model, although the optical properties of the composite materials would differ from those of pure graphite or silicate.

Several core-mantle grain models have also been proposed; see e.g., Duley, Jones & Williams (1989) and Li & Greenberg (1997). The latter model assumes a three-component model: large silicate core-organic refractory mantle dust, very small carbonaceous grains, and polycyclic aromatic hydrocarbons (PAHs). The latter two components would presumably be destroyed as dust leaves the galaxy, leaving the large core/mantle grains. Li & Greenberg take the size distribution of these grains as Gaussian, strongly dominated by $\sim 0.1 \mu\text{m}$ grains, with parameters chosen to fit the observed extinction curve. Such a distribution would be insignificantly affected by removal of the small or large-size portions, so intergalactic dust would have properties exemplified by the large core/mantle grains (these grains will redden less than the full three-component model, but only slightly). On the other hand, it seems that there are good reasons to expect a power-law grain size distribution (Biermann & Harwit 1979; Mathis & Whiffen 1989). It would be interesting to investigate whether the model of Li & Greenberg could accommodate a power law distribution (as they assume for the PAHs and the very small grains). The Duley, Jones & Williams (1989) model assumes a bimodal grain-size distribution: small silicate core/graphite coated grains provide UV extinction and the $0.2175 \mu\text{m}$ bump, whereas an MRN distribution of cylindrical silicate grains provides extinction in the IR, with grey extinction in UV and optical. In this model, intergalactic dust (composed of the large silicate grains) would be significantly more grey than galactic dust, assuming that it can escape.

Fractal grains (e.g. Wright 1987) and needles (e.g. A99 and references therein) provide another possible dust component. Needles and platelets have been observed in captured dust (Bradley, Brownlee & Veblen 1983), and might explain ‘very cold’ dust in the ISM (Reach et al. 1995). As argued in A99 these grains redden very little (especially if graphitic) and absorb with high efficiency, hence would be preferentially ejected by radiation pressure. Along the same lines, DL grains must be at least somewhat elongated in order to correctly predict polarization. Elongated grains are somewhat more grey than spherical grains of the same mass, giving some additional support to the general assumption that there is a significant grey sub-component to interstellar dust.

While a different grain model might predict a different effect of destroying small grains, it is also true that any viable grain model must be capable of accommodating values of $R_V \gtrsim 6$, since such values are in fact observed. Large grains seem to be a necessary component of grain models which match the observed extinction laws (Kim et al. 1994; Zubko, Krelowski & Wegner 1996, 1998), and a greater fraction of these large grains in some regions is probably responsible for the high observed values of R_V in those regions. It is, then, unlikely that the destruction of very small grains will make any model more reddening, so the assumption of the DL model seems at least qualitatively safe. The MRN grain-size distribution is probably safe for the same reasons, and very likely even conservative, in the sense that inversions of dust opacity curves into grain-size distributions tend to lead to more large grains

than MRN would predict (Kim et al. 1994), and the grain-size distribution gleaned from observations by the Ulysses and Galileo satellites (Frisch et al. 1999) shows many large grains up to $1\ \mu\text{m}$ or more in radius.

7. THE SUPERNOVA RESULTS

Dust of the DL model with $a_{min} \sim 0.1$ would correspond to a dust survival fraction $f_{esc}f_{igm} \sim 0.4$. Using equation 6, this gives $\Omega_{dust}^{igm} \approx (1.5 - 4.5) \times 10^{-5}$. This amount of dust would be quite important cosmologically. Measurements of the redshift-magnitude relation of type Ia supernovae (P99; Riess et al. 1998) show statistically significant progressive dimming of supernovae which has been interpreted as evidence for acceleration in the cosmic expansion. This section discusses grey intergalactic dust (as specified in §6) in the context of these observations. Only the DL grain model is considered here.

Both supernova groups find that after calibration using a low- z sample, the supernova at $z \sim 0.5$ have magnitudes indicative of acceleration in the cosmic expansion. The best fit (for a flat cosmology with cosmological constant) of P99 is $\Omega = 0.28, \Omega_\Lambda = 0.72$; the results of R99 are similar. The necessary extinction to account for these results in an $\Omega = 0.2$ open universe (see Fig. 5) is $A_V(z = 0.5) \approx 0.15 - 0.2$ mag.⁸ An $\Omega = 1$ universe requires $A_V(z = 0.5) \approx 0.4$ mag.

Riess et al. argue that grey extinction would cause too much dispersion in the supernova magnitudes to be compatible with their observations if the dust is confined to spiral galaxies. Perlmutter et al. derive from their data an intrinsic dispersion Δ at $z \sim 0.5$ almost identical to that at $z \sim 0.05$:

$$\Delta(z \sim 0.05) = 0.154 \pm 0.04, \quad \Delta(z \sim 0.5) = 0.157 \pm 0.025.$$

This suggests that the processes dominating the intrinsic dispersion do not change significantly in magnitude from low to high redshift. However, note that – assuming that the errors as well as the dispersions add in quadrature – the amount of additional dispersion Δ_{add} at high z formally allowed within the stated errors of is $\Delta_{add} \lesssim 0.13$ mag. This does not include any systematic errors in the estimation of the intrinsic dispersion.

P99 also investigate the mean color difference between the high- and low- z samples, finding $\langle E(B - V) \rangle_{z \sim 0.05} = 0.033 \pm 0.014$ and $\langle E(B - V) \rangle_{z \sim 0.5} = 0.035 \pm 0.022$. Again, this suggests that a systematic effect (in color) is not large, but nevertheless the errors allow a color difference of

$$\langle E(B - V) \rangle_{z \sim 0.5} - \langle E(B - V) \rangle_{z \sim 0.05} \lesssim 0.03 \text{ mag.}$$

In addition, this comparison is subject to a systematic uncertainty of ≈ 0.03 mag resulting from the conversion of (observed) R and I magnitudes into rest-frame B and V magnitudes.

To place tighter constraints on systematic reddening, Perlmutter et al. construct an artificially blue subsample of the high- z points which is unlikely to be redder (in the mean) than the low- z sample. The change in fitting that this elimination produces then gives an indication of systematic extinction by reddening dust.

Perlmutter et al. use this method to place a strong constraint of $\delta A_V \lesssim 0.025$ mag on the effect of any extinction

which (a) exists at high z but not at low z , (b) dominates the dispersion of both the color and extinction, (c) has a reddening-extinction relation R_V up to twice that of the Galaxy and (d) occurs in a flat universe. Assumption (b), unstated in P99, is crucial but seems unfounded. The limit on a systematic increase in dispersion indicates that systematic extinction must be a sub-dominant component of the total computed ‘intrinsic’ dispersion in magnitude; this holds also for dispersion in color. In this case, removing the reddest supernovae will not preferentially remove more obscured supernovae, even if dust accounts for the whole effect at high z . Thus the stated (more stringent) limits on systematic reddening do not apply, as long as the dispersion in brightness and/or color is dominated by factors other than extinction. Furthermore, if the assumption of flatness is dropped, the elimination of the seven reddest supernovae actually changes the fit considerably, in the direction of an open universe (P98, Table 3, Figure 5c). The shift corresponds to $\delta A_V \approx 0.07$ mag at $z=0.5$.

The required extinction and the limits on reddening and dispersion can now be compared to that expected from intergalactic dust. Figure 4 shows the reddening R_V for graphite and silicate dust of the DL model, assuming an MRN distribution over $a_{min} \leq a \leq 0.25\ \mu\text{m}$. The extinction in Figure 3 is integrated to $z = 0.5$ for an $\Omega = 0.2$ universe, assuming a constant comoving dust density of $\Omega_{dust}^{igm} = 10^{-5}$ in each component. The results show that, for example, a distribution with $a_{min} = 0.1\ \mu\text{m}$, $\Omega_{dust}^{igm}(z = 0.5) \approx 4 \times 10^{-5}$ (total) and equal mass density of silicate and graphite grains (approximately the ratio derived by Draine & Lee) provides sufficient extinction to account for the type Ia supernova results. The induced reddening is 0.025 mag, comparable to the allowed reddening due to either random or systematic errors. Most of this reddening is provided by the silicate grains, so the 1:1 ratio is conservative; the real ratio should be biased toward the less efficiently destroyed (Draine & Salpeter 1979a) and possibly more efficiently ejected (assuming radiation pressure expulsion) graphite grains. The large grains contain $\sim 40\%$ of the full MRN distribution. Larger values of a_{min} provide less reddening but values of $a_{min} \gtrsim 0.15$ probably contain too little mass to be viable in explaining the supernova data. Graphite grains alone (if silicate grains were preferentially destroyed) with $a_{min} \gtrsim 0.06$ (giving $f_{esc}f_{igm} \lesssim 0.6$) and $\Omega_{dust}^{igm} \sim 3 \times 10^{-5}$ would produce similar effects.

The amount of dispersion induced by the dust is very important but can be estimated only roughly. Assuming that the dust is uniformly distributed in randomly placed spheres of radius R with number density n , the dispersion Δ is given approximately by $\Delta/A_V(z = 0.5) \approx N^{-1/2}$, where N is the number of spheres intersected by a typical path, and can be written $N \simeq n\pi R^2 D$, where $D \approx 2400h_{65}^{-1}$ Mpc is the distance to $z = 0.5$ in an $\Omega = 0.2$ universe. Now consider galaxies with $n = 0.008h_{65}^3(1+z)^3$ Mpc⁻³ (Lin et al. 1996). For $N^{1/2} \gtrsim 1$ this implies $R \gtrsim 70h_{65}^{-1}[(1+z)/1.5]^{-3/2}$ kpc. Escape velocities from spirals are $\gtrsim 250$ km s⁻¹, so the dispersion in integrated optical depth due to dust ejected

⁸ $A_V \approx 0.2$ mag accounts for all of the effect, but $A_V \approx 0.15$ mag puts an $\Omega = 0.2$ open universe within the stated $1 - \sigma$ contour.

by radiation pressure or winds and traveling away from the disk for time τ_{esc} is

$$\Delta \sim A_V h_{65}^{-1} \left(\frac{\tau_{esc}}{270 \text{ Myr}} \right)^{-1} \left(\frac{v_{dust}}{250 \text{ km s}^{-1}} \right)^{-1}. \quad (7)$$

Figure 5 shows the (small) difference in optical depth between the total dust distribution and the dust which has existed for > 200 Myr and > 1 Gyr, demonstrating that the dispersion induced by grey dust created but not yet sufficiently dispersed would be small. Large-scale correlations between galaxies are unlikely to be important in this analysis. The dispersion in density on 8 Mpc scales is ~ 1 , but ~ 300 such domains lie between here and $z \sim 0.5$, leading to $\Delta \sim 0.2/\sqrt{300} = 0.01$.

The best way to estimate dispersion (currently underway) would probably be to measure the optical depth through random lines of sight piercing a high-resolution cosmology simulation which either tracks metals (Cen & Ostriker 1999b; Gnedin 1998) or allows some prescription relating gas density to dust density in the IGM. Short of this, I note that Cen & Ostriker's simulations show that $\delta \sim 100$ is characteristic of the bulk of the metal-rich gas. This corresponds to $R \gtrsim 670 h_{65}^{-1} (1+z)^{-1}$ kpc for the spheres considered above. Fairly uniform regions of this size and number density would give little dispersion.

If $R \lesssim 70$ kpc, most extinction takes place in a small number of clumps, in particular in the halo of the supernova host galaxy. For dust of density $\Omega_{dust} = \chi \times 10^{-5}$ uniformly distributed in radius $R = \xi \times 100$ kpc halos of galaxies with $n = 0.008 h_{65}^3 (1+z)^3 \text{ Mpc}^{-3}$, the extinction to the galaxy center is

$$\begin{aligned} A_V &= \frac{1.086 \kappa_V \Omega_{dust} \rho_c}{\frac{4}{3} \pi R^2 n} \\ &= 0.04 \left(\frac{\kappa_V}{5 \times 10^4 \text{ cm}^2 \text{ g}^{-1}} \right) h_{65}^{-1} \chi \xi^{-2}, \end{aligned} \quad (8)$$

which gives the required extinction for $\xi \approx 1$ and $\chi \approx 4$. As long as $\xi \gtrsim 0.1$ there will not be large dispersion due to different galactic radii in the supernovae, but inhomogeneities in the dust distribution in the halo could be important. The supernova results could be explained by such halos with a smaller Ω_{dust} , but this would require that the halos are somewhat larger at low z , and that all halos at $z \sim 0.5$ have similar column density through them. This scenario does not seem to be as natural an explanation as a more uniform dust distribution, but it remains a possibility.

Leaving aside these uncertainties, the essential result of my calculation is that a truncated-MRN distribution of Draine & Lee dust with $a_{min} \gtrsim 0.1$, uniformly distributed and with $\Omega_{dust}^{igm}(z=0.5) \simeq 4 \times 10^{-5}$ can account for the supernova dimming in an $\Omega = 0.2$ universe without excessive reddening. Whether the induced dispersion in extinction is too large depends crucially on the (uncertain) distance to which ejected dust can escape from the galaxies in which it forms, and on the clumpiness of the resulting distribution.

8. COSMIC BACKGROUNDS

An intergalactic dust distribution of the magnitude required to explain the supernova results would have other cosmological implications. For instance, any intergalactic dust component will absorb energy from the optical/UV background and re-emit the energy in the FIR/microwave. Calculation of the evolution of the cosmic mean density field shows (Aguirre & Haiman, in preparation) that the dust considered in this paper will not lead to measurable CMB spectral distortions,⁹ but instead adds (significantly) to the CIB. The FIRAS distortion limits can, however, limit dust types with high FIR emissivity, since these have lower equilibrium temperatures.

Note also that while the SFR estimates correct for dust extinction (e.g. Madau, Pozetti & Dickinson 1998; Pettini 1999 and references therein), these corrections would not account for intergalactic dust. Intergalactic absorption of $\sim 0.1 - 1$ mag at $z \sim 0.5 - 5$ (see fig. 5) would imply an SFR – and hence metal density – a factor of ~ 2 higher than that given in §1.

9. TESTING FOR INTERGALACTIC DUST

Future observations of supernovae can investigate the importance of intergalactic dust in two ways. First, accurate high- z observations in rest-frame R -band or longer wavelengths should reveal the dust with properties of the model developed here. As shown in fig. 4, the $E(B-R)/B$ reddening to $z = 0.5$ is ≈ 0.25 for both pure graphite dust (with $a_{min} = 0.06 \mu\text{m}$) or for silicate+graphite (with $a_{min} = 0.1 \mu\text{m}$). Therefore high- z supernova should have $E(B-R)$ values 0.05 mag higher than the low- z sample. The effect in $B-I$ would be even stronger. Non-spherical grains (of which the needles of A99 are an example) could provide grey opacity into R -band and beyond, but are constrained limits on far-infrared/microwave emission (Aguirre & Haiman, in preparation).

Figure 5 includes the deviation of the fit of R99 from the $\Omega = 0.2$ model (dashed line). The difference between this line and the dust optical depth then indicates the deviation at high z of the dust model from the cosmological constant ($\Omega_\Lambda = 0.72$) model; at $z = 1.5$ the difference is $\simeq 0.2 - 0.3$ mag. This possible difference should be testable once a significant number of $z > 1$ supernovae are measured. A large number of supernovae is important both because the dispersion is comparable to the effect being measured, and because it is crucial to be sure that the $z > 1$ sample is statistically complete – a worry that is less significant at $z \sim 0.5$ since the claimed effect is of dimming rather than brightening.

An intergalactic dust distribution would also dim other distant objects. Dust has been proposed several times as an explanation for the dropoff in quasar number counts for $z \gtrsim 3$ (e.g. Ostriker & Heisler 1984; Wright 1986). While this point is still controversial, observation of the dropoff in radio-selected quasars (Shaver et al. 1996) shows this explanation to be unlikely. The models of this paper would not predict the dropoff (unless substantial population III dust exists also) since $A_V(z) \lesssim 1$ for all z . Galaxy counts, in contrast to quasar studies, show an excess in B -band counts at high z as compared to some evolution models

⁹Intergalactic dust in the calculations of Loeb & Haiman (1997) and Ferrara et al. (1999) has low temperature, but both papers assume a UV/optical background lower than recent detections indicate.

(see Shimasaku & Fukugita 1998 for a summary). For B -band observations probing $z \sim 0.5 \pm 0.3$, this ‘excess’ amounts to a deviation of up to ~ 1 mag from the predicted curve. The dust extinction of $\lesssim 0.4$ mag for $z \lesssim 1$ would enlarge this discrepancy, but not greatly. This holds for I and K -band surveys as well. Because of uncertainties in the models at high z , Shimasaku & Fukugita are reluctant to draw conclusions about cosmological parameters from the galaxy counts. But with rapid progress in the field this may soon become a useful test of the dust model.

Several claims of dust detection in clusters have been made, but remain controversial. The model of A99 predicted that cluster dust should be more grey than galactic dust; the arguments of this paper reinforce this prediction. The intracluster gas destroys dust efficiently; since sputtering destroys small grains more efficiently than large grains, it is likely that whatever grains survive in clusters are large, and thus supply grey opacity (this may help explain the controversy surrounding the existence on intracluster dust). Determination of the extinction curve of dust in clusters (if dust indeed exists) would be an important test of the key idea of the intergalactic dust model, although grey dust in clusters would not necessarily imply that dust in the diffuse IGM is also grey.

Dust confined to galactic halos might also be detectable by its IR emission or by studies of objects seen through the halo. Zaritsky (1994) has presented preliminary evidence for halo dust in NGC 2835 and NGC 3521 at ~ 60 kpc using $B - I$ reddening; if confirmed this would be an important dust component, as the inferred mass is large.

10. CONCLUSIONS

As discussed in §1, fairly strong arguments suggest that the universe currently has $\Omega_Z \approx (1.5 - 3) \times 10^{-4}$ in metals. This metal cannot all be contained in the stars and gas in known galaxies, so unless metals are well hidden in unobserved galaxies, a metal density $\Omega_Z^{igm} \approx (0.75 - 2.25) \times 10^{-4}$ should exist in the more uniform IGM or in extended halos. Moreover, most of this metal was probably in place by $z \sim 0.5$.

Some fraction d_m of this metal must be in dust. There are several good reasons to expect that the grain size distribution of this dust should be different than for dust in galaxies: (1) Ejection by radiation pressure favors higher opacity, less reddening grains (A99). Within the DL model, this means large grains are preferentially ejected. (2) As dust leaves galaxies (where it is almost certainly created), small grains are preferentially destroyed by sputtering. This preferential destruction occurs also in the IGM, but the efficiency is rather uncertain. (3) Small grains are generally assumed to form from the shattering of larger grains. This shattering will not occur in the IGM due to the low densities, nor can small grains grow from the vapor.

The principal assumption of this paper (supported by what detailed calculations are available) is that very small dust grains leaving the galaxy – comprising a fraction $(1 - f)$ of the total dust density – are removed from the grain-size distribution, while large grains are not. Dust as modeled by DL, with grains of radius ($\lesssim 0.1 \mu\text{m}$) removed ($f \approx 0.4$), reddens very little yet has a visual opac-

ity $\kappa \approx 5 \times 10^4 \text{ cm}^2 \text{ g}^{-1}$. Uniformly distributed dust of constant comoving density in an $\Omega = 0.2$ open universe provides an extinction to $z = 0.5$ of

$$A_V \simeq 0.15 h_{65} \left(\frac{\Omega_{dust}^{igm}}{4 \times 10^{-5}} \right) \left(\frac{\kappa}{5 \times 10^4 \text{ cm}^2 \text{ g}^{-1}} \right), \quad (9)$$

hence it can account for the dimming of type Ia supernovae at $z \sim 0.5$ in a way fully consistent with observations. The fact that the expected dust density of $0.5 f \Omega_Z^{igm} \simeq (0.25 - 2.25) \times 10^{-4} \times (0.5) \times (0.4) = (1.5 - 4.5) \times 10^{-5}$ is so close to the density required is very interesting. According to these estimates (see also §1 and §7) it is possible, but rather unlikely, that there is sufficient dust ($\Omega_{dust}^{igm}(z = 0.5) \sim 9 \times 10^{-5}$) to allow compatibility with a closed, matter-dominated universe.

The arguments of this paper show that there may be an intergalactic dust component which is important yet has evaded earlier attempts at its discovery; from this point of view the supernova observations are telling us not about cosmic acceleration, but about cosmic opacity. If the arguments of this paper are substantially correct, an intergalactic dust distribution of some magnitude is inevitable, so it is worth pointing out the chief caveats (which maintain rough consistency with other observations) under which the obscuration would not be sufficient to account for the supernova dimming:

- Both the SFR argument and the cluster enrichment argument may predict cosmic metallicity several times the true value. In this case most metal could be locked in galaxies. Taking this view, however, probably also requires one to assume that cluster galaxies both have a different IMF and eject metals more efficiently than field galaxies do.
- A large population of unobserved but compact objects such as low surface brightness galaxies could contain a large fraction of the cosmic metallicity. This would, however, also fail to explain the cluster observations.
- The Draine & Lee model may not accurately characterize dust, so the effect of small grain destruction on the opacity curve may be significantly different than assumed here. But the alternative grain model would then probably have to exclude the grey subcomponent which most current grain models include, yet still explain the values $R_V \gtrsim 6$ observed in some regions.
- Dust of all sizes may be efficiently destroyed in the diffuse IGM or as it leaves galaxies. While total grain destruction does not seem to be quantitatively supported in the DL model, it is certainly plausible, and would probably be the case if grains are very fluffy, high filling-factor composites.

It is unlikely that the issue can be cleanly decided on the basis of the above points or by the current supernova data (i.e. limits on dispersion or reddening); on the other hand, future supernova results can rule decisively. Statistically robust deviation of the magnitude-redshift curve of $z > 1$ supernovae from the dust prediction would argue strongly

for the interpretation of the dimming as cosmic acceleration and for the relative unimportance of grey intergalactic dust. Clear evidence of, for example, systematic (rest frame) $B - R$ reddening would argue strongly for dust.

If future observations show that intergalactic dust is indeed important, observations of type Ia supernovae will be seen to have not only determined the deceleration parameter (once dust is accounted for), but to have discovered a component of the universe that will have important implications for many future observations at high redshift.

I thank David Layzer, George Field, Andrea Ferrara, Zoltan Haiman, Chris Kochanek, Pat Thaddeus, Bob Kirshner, Eliot Quataert and Saurabh Jha for helpful discussions. Communications from Ari Laor, Anthony Jones, Tom Yorke, and an anonymous referee were helpful and appreciated. I thank also Bruce Draine for making publicly available the dust data used, and I am grateful to Bill Press for financial support. This work was supported in part by the National Science Foundation grant no. PHY-9507695.

REFERENCES

- Aguirre, A. 1999, *ApJ*, 512, L19
 Alton, P., Davies, J. & Bianchi, S. 1999, *A&A*, 343, 51
 Barnard, E. 1919, *ApJ*, 39, 1
 Biermann, P. & Harwit, M. 1980, *ApJ*, 241, L105
 Bogart, R. & Wagoner, R. 1973, *ApJ*, 231, 609
 Boyle, B., Fong, R. & Shanks, T. 1988, *MNRAS*, 231, 897
 Bradley, J., Brownlee, D. & Veblen, D. 1983, *Nature*, 301, 473
 Cen, R. & Ostriker, J. P. 1999a, *ApJ*, 514, 1
 Cen, R. & Ostriker, J. 1999b, *ApJ*, submitted; astro-ph/9903207
 Cheng, D., Gaskell, C. M. & Koratkar, A. 1991, *ApJ*, 370, 487
 Chiao, R. & Wickramasinghe, N. 1972, *MNRAS*, 159, 361
 David, L., Forman, W. & Jones, C. 1990, *ApJ*, 359, 29
 Davies, J., Alton, P., Bianchi, S. & Trewhella, M. 1998, *MNRAS*, 300, 1006
 Draine, B. & Lee, H. 1984, *ApJ*, 285, 89
 Draine, B. & Salpeter, E. 1979a, *ApJ*, 231, 77
 Draine, B. & Salpeter, E. 1979b, *ApJ*, 231, 438
 Duley, W., Jones, A. & Williams, D. 1989, *MNRAS*, 236, 709
 Eigenson, M. 1949, *Astron. Zh.*, 26, 278
 Falco, E., et al. 1999, *ApJ*, submitted; astro-ph/9901037
 Ferrara, A., Ferrini, F., Barsella, B. & Aiello, S. 1990, *A&A*, 240, 259
 Ferrara, A., Ferrini, F., Franco, J. & Barsella, B. 1991, *ApJ*, 381, 137
 Ferrara, A., Nath, B., Sethi, S. K. & Shchekinov, Y. 1999, *MNRAS*, 303, 301
 Frisch, P., et al. 1999, *ApJ*, in press; astro-ph/9905108.
 Fukumoto, J. & Ikeuchi, S. 1996, *PASJ*, 48, 1
 Fukugita, M., Hogan, C. J. & Peebles, P. J. E. 1998, *ApJ*, 503, 518
 Gnedin, N. 1998, *MNRAS*, 294, 407
 Gunn, J. & Gott, J. 1972, *ApJ*, 176, 1
 Howk, J. C. & Savage, B. D. 1999, *AJ*, 117, 2077
 Kim, S.-H., Martin, P. G. & Hendry, P. D. 1994, *ApJ*, 422, 164
 Jones, A. P., Tielens, A. G. G. M. & Hollenbach, D. J. 1996, *ApJ*, 469, 740
 Laor, A. & Draine, B. 1993, *ApJ*, 402, 441
 Lehnert, M. & Heckman, T. 1996, *ApJ*, 462, 651
 Li, A. & Greenberg, M. 1987, *A&A*, 323, 566
 Lin, H., Kirshner, R. P., Shectman, S. A., Landy, S. D., Oemler, A., Tucker, D. L. & Schechter, P. L. 1996, *ApJ*, 464, 60
 Loeb, A. & Haiman, Z. 1997, *ApJ*, 490, 571
 Mac Low, M.-M. & Ferrara, A. 1998; pre-print astro-ph/9801237
 Madau, P. 1999, to appear in *Physica Scripta*, Proceedings of the Nobel Symposium, Particle Physics and the Universe (Enkoping, Sweden, August 20-25, 1998); astro-ph/9902228
 Madau, P., Ferguson, H., Dickinson, M., Giavalisco, M., Steidel, C. & Fruchter, A. 1996, *MNRAS*, 283, 1388
 Madau, P., Pozzetti, L. & Dickinson, M. 1998, *ApJ*, 498, 106
 Maoz, D. 1995, *ApJ*, 455, L115
 Mathis, J. 1990, *ARAA*, 28, 38
 Mathis, J., Ruml, W. & Nordsieck, K. 1977, *ApJ*, 217, 425
 Mathis, J. & Whiffen, G. 1989, *ApJ*, 341, 808
 Ostriker, J. & Heisler, J. 1984, *ApJ*, 278, 1
 Parker, E. 1979, *Cosmical Magnetic Fields*, (New York: Oxford University Press)
 Pei, Y., Fall, M. & Hauser, M. 1998, *ApJ*, in press, astro-ph/9812182.
 Perlmutter, S., et al. 1999, *ApJ*, 517, 565
 Pettini, M. 1999, To be published in "Lecture Notes in Physics", ed. J. Walsh & M. Rosa (Berlin: Springer); astro-ph/9902173
 Pettini, M., King, D., Smith, L., Hunstead, R. 1997, *ApJ*, 478, 536
 Pun, C. S. J., et al. 1995, *ApJS*, 99, 223
 Reach, W., et al. 1995, *ApJ*, 451, 188
 Renzini, A. 1997, *ApJ*, 488, 35
 Renzini, A. 1998, to appear in "The Birth of Galaxies", ed. B. Guiderdoni et al. (Gif-sur-Yvette, Editions Frontieres); astro-ph/9810304
 Renzini, A. 1999, to appear in "Chemical Evolution from Zero to High Redshift", ed. J. Walsh and M. Rosa (Berlin: Springer); astro-ph/9902361
 Riess, A. G., et al. 1998, *AJ*, 116, 1009
 Romani, R. & Maoz, D. 1992, *ApJ*, 386, 36
 Schmidt, K.-H., 1974, *A&SS*, 34, 23
 Shimasaku, K. & Fukugita, M. 1998, *ApJ*, 501, 578
 Shaver, P. A., Wall, J. V., Kellermann, K. I., Jackson, C. A. & Hawkins, M. R. S. 1996, *Nature*, 384, 439
 Shore, S. N., Starrfield, S., Gonzalez-Riestra, R., Hauschildt, P. H. & Sonneborn, G. 1994, *Nature*, 369, 539
 Shustov, B. & Vibe, D. 1995, *Astronomy Reports*, 39, 578
 Songaila, A. 1997, *ApJ*, 490, 1997, L1
 Steidel, C., Adelberger, K., Giavalisco, M., Dickinson, M. & Pettini, M. 1999, *ApJ*, in press; astro-ph/9811399
 Suchkov, A., Balsara, D., Heckman, T. & Leitherer, C. 1994, *ApJ*, 430, 511
 Tielens, A. G. G. M., McKee, C. F., Seab, C. G. & Hollenbach, D. J. 1994, *ApJ*, 431, 321
 Vereshchagin, S., Smirnov, M. & Tutukov, A. 1989, *Sov. Astron.*, 33, 269
 Wooden, D. H. 1997, in *Astrophysical Implications of the Laboratory Study of Presolar Materials*. Ed. Thomas Bernatowicz & Ernst Zinner (Woodbury, NY: AIP), p. 317
 Wright, E. 1981, *ApJ*, 250, 1
 Wright, E. 1986, *ApJ*, 311, 156
 Wright, E. 1987, *ApJ*, 320, 818
 Wright, E. & Malkan, M. 1988, *BAAS*, 19, 699
 Wszolek, B., Rudnicki, K., Masi, S., Bernardis, P. & Salvi, A. 1988, *A&SS*, 152, 29
 Zaritsky, D. 1994, *AJ*, 108, 1619
 Zubko, V. G., Krelowski, J. & Wegner, W. 1996, *MNRAS*, 283, 577
 Zubko, V. G., Krelowski, J. & Wegner, W. 1998, *MNRAS*, 294, 548

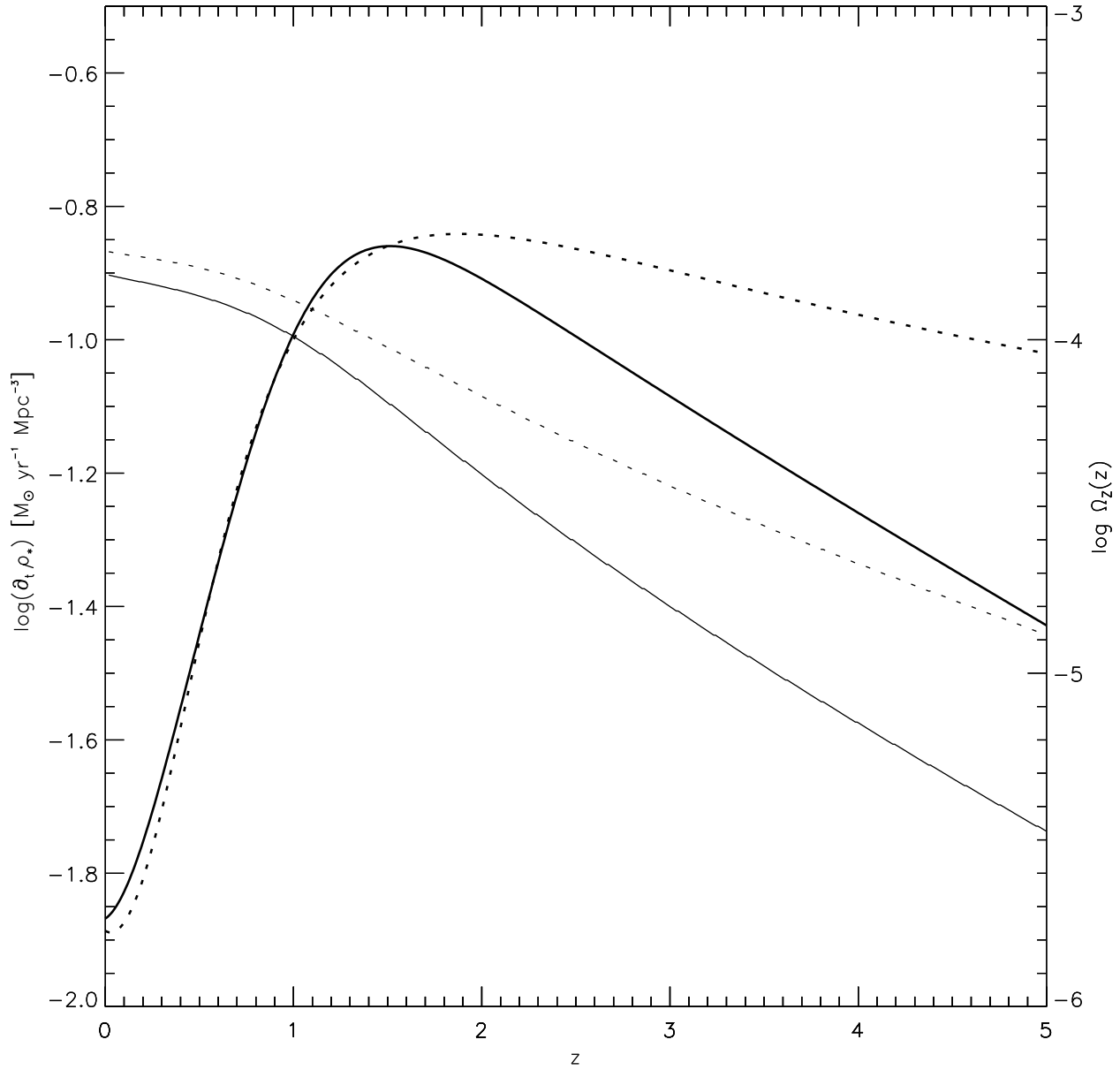


FIG. 1.— Comoving star formation rate (thick; left axis) and integrated (from $z = 10$) cosmic metal density (thin; right axis), from Madau (1999; solid) and Steidel et al. (1999; dashed). Adjusted for $H_0 = 65 \text{ km s}^{-1} \text{ Mpc}^{-1}$, $\Omega = 0.2$.

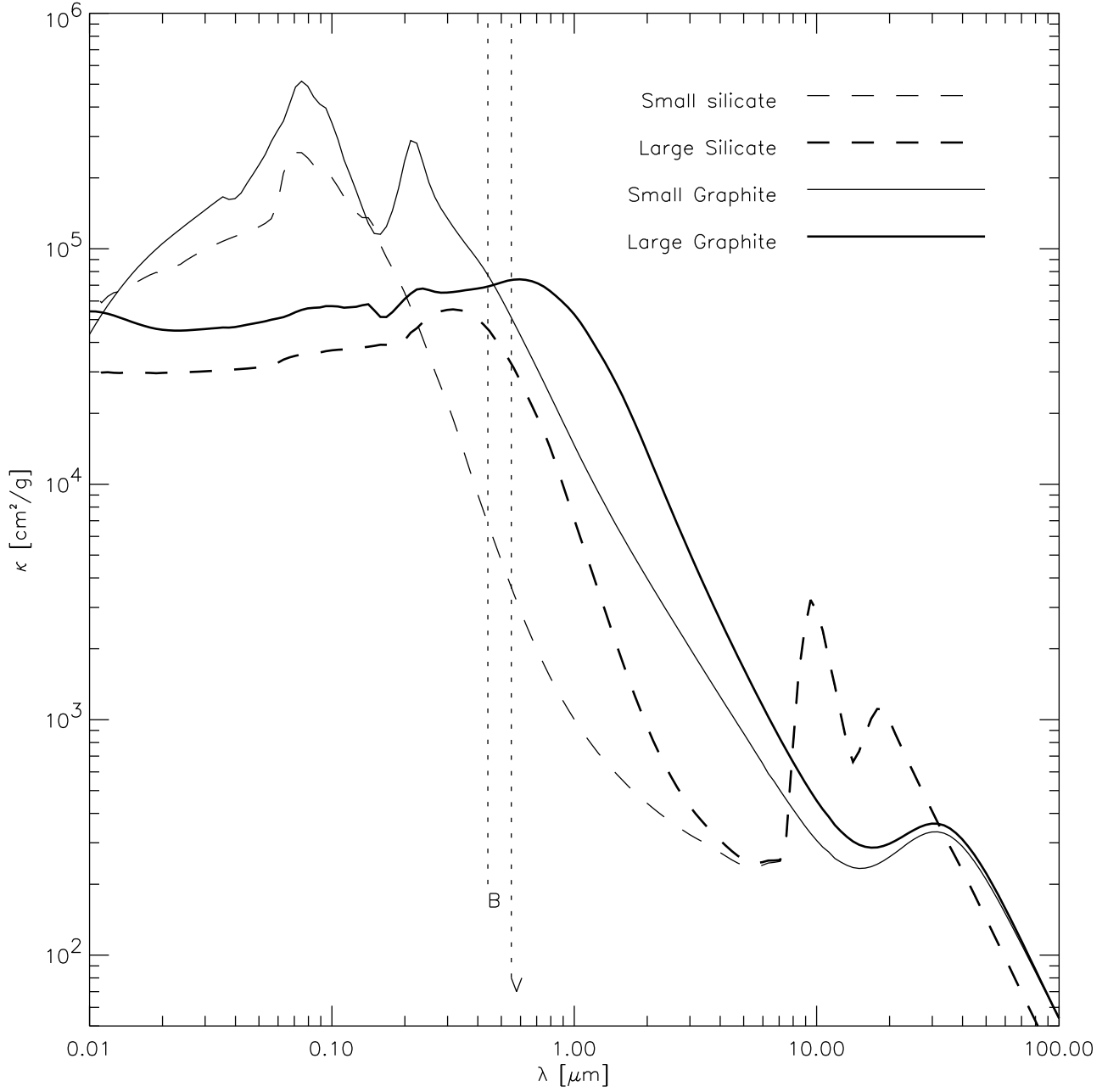


FIG. 2.— Opacity (absorption+scattering) of Draine & Lee model with truncated MRN distribution $a_{min} = 0.005 \mu\text{m}$, $a_{max} = 0.1$ for graphite (solid, thin) and silicate (dashed, thin), and for $a_{min} = 0.1 \mu\text{m}$, $a_{max} = 0.25$ for graphite (solid, thick) and silicate (dashed, thick). Vertical dotted lines indicate B and V -band centers.

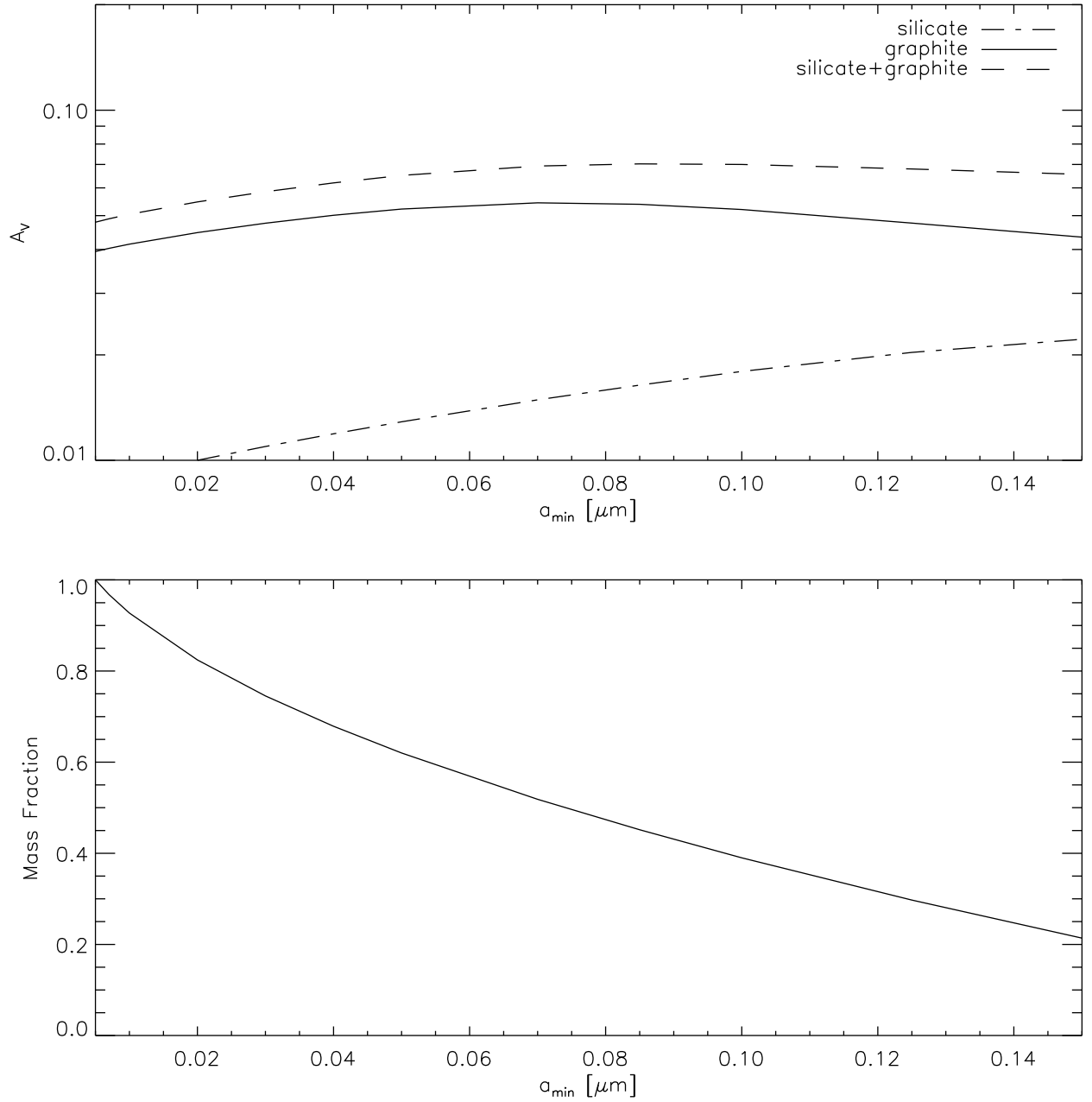


FIG. 3.— **Top:** Extinction to $z = 0.5$ in $\Omega = 0.2$ universe for $\Omega_{dust}^{igm}(z = 0.5) = 10^{-5}$ in graphite (solid), silicate (dashed) and graphite+silicate (dot-dashed). **Bottom:** Fraction of full MRN distribution contained the distribution with $a_{min} \leq a \leq 0.25 \mu\text{m}$.

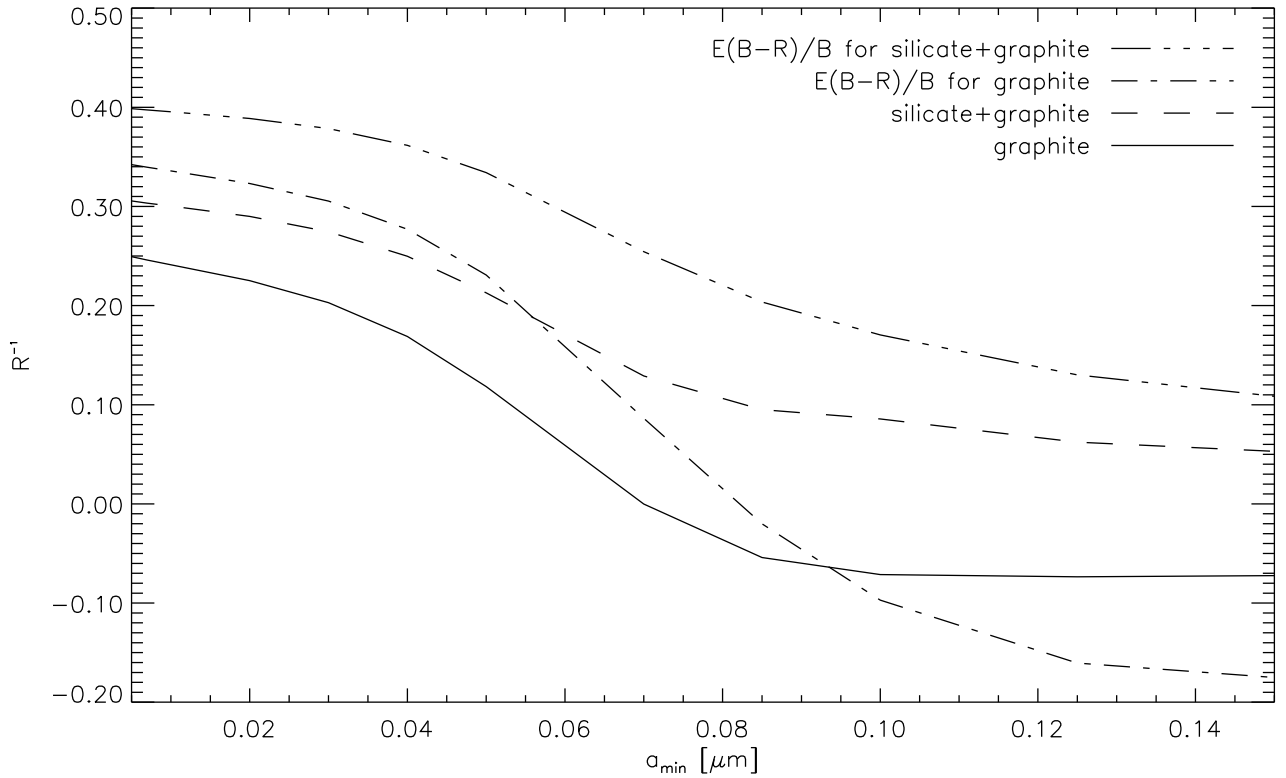
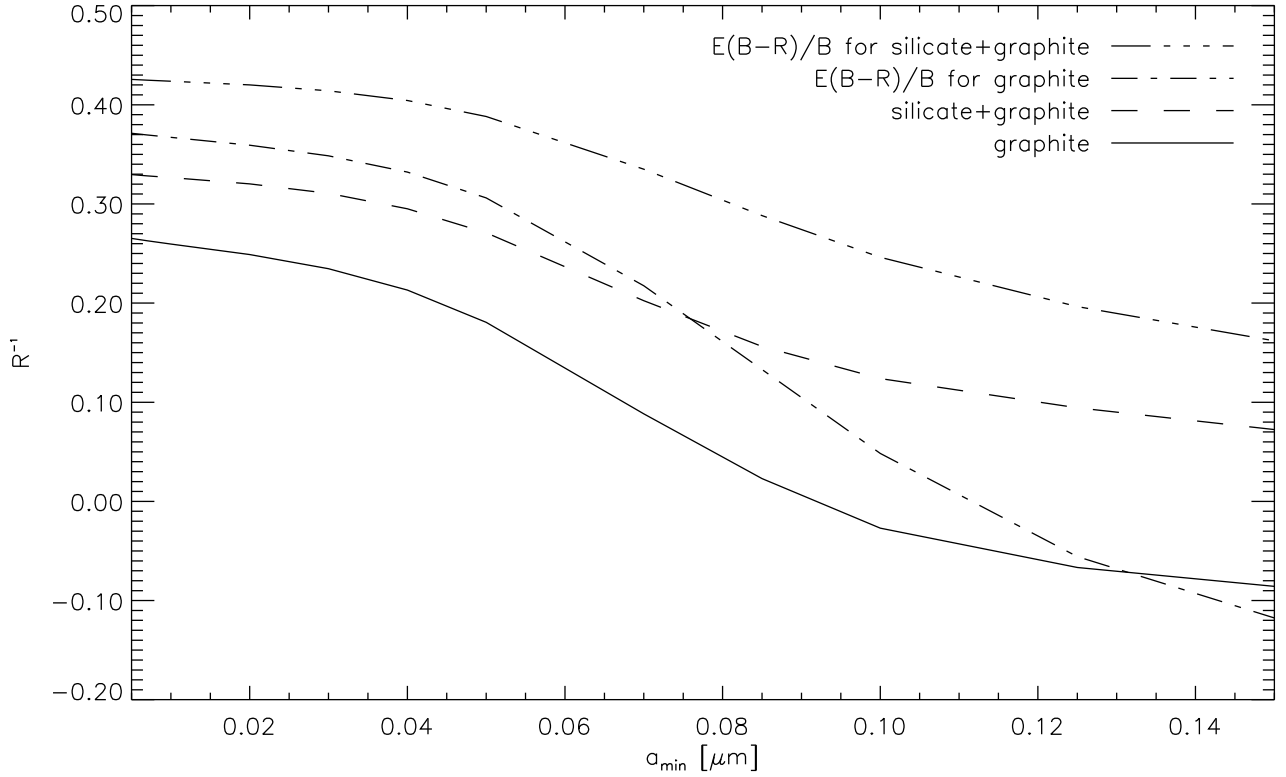


FIG. 4.— **Top:** $E(B-V)/V \equiv R_V^{-1}$ reddening for graphite (solid) and silicate+graphite (dashed), for constant comoving dust density integrated to $z = 0.5$ with $\Omega = 0.2$; $E(B-R)/B$ reddening for graphite (dot-dashed) and graphite+silicate (triple-dot-dashed). The filters refer to rest frame colors at $z = 0.5$. **Bottom:** Same, but for dust at a single redshift with colors referring to that frame.

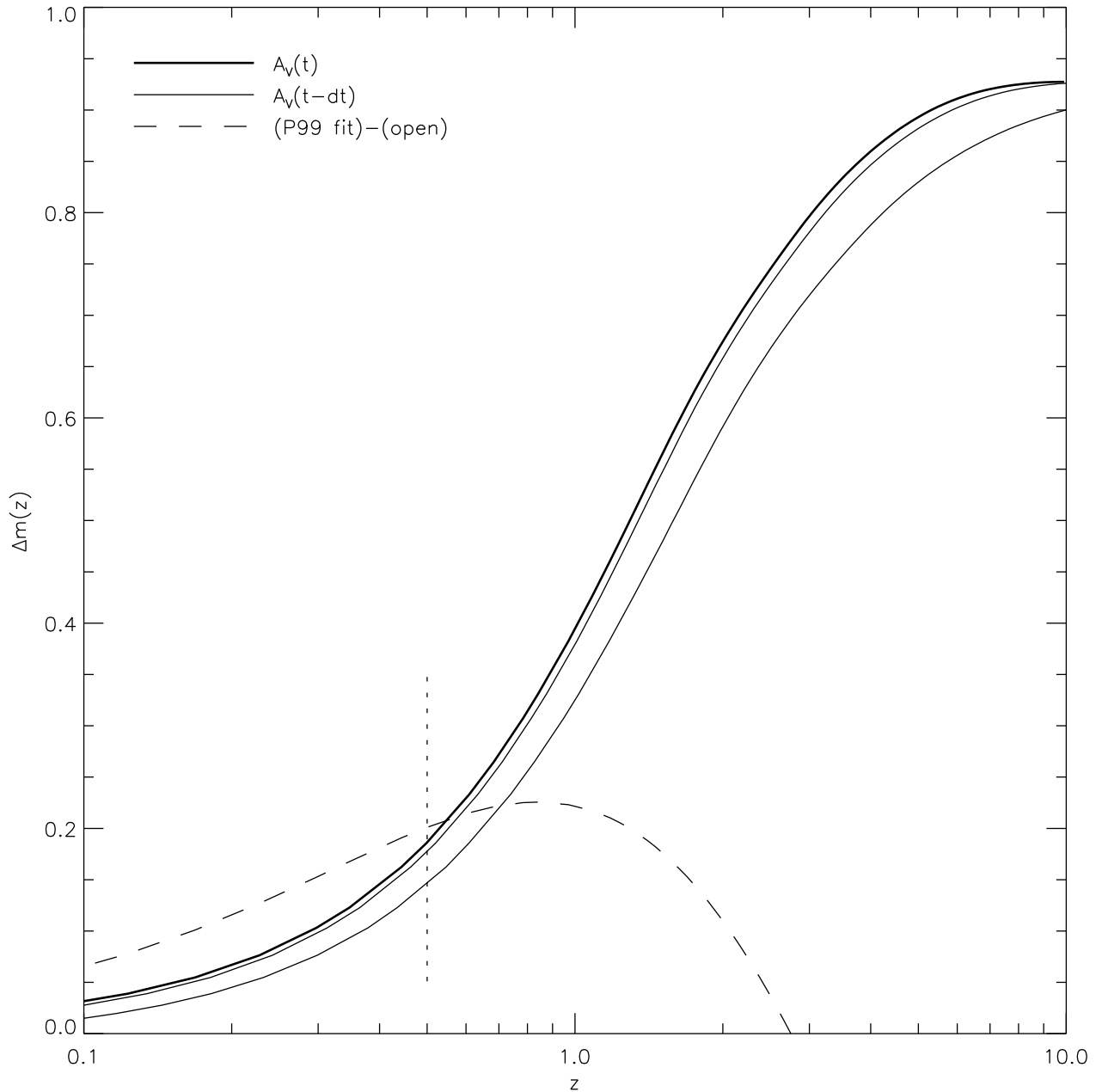


FIG. 5.— Deviations from an open universe: Optical depth to redshift z in ($z = 0.5$ rest-frame) V -band (solid, dark). Deviation of the P99 fit $\Omega_\Lambda = 0.72$, $\Omega = 0.28$ from a $\Omega = 0.2$ open cosmology (dashed). Solid, light lines indicated optical depth due to dust formed $dt = 200$ Myr and $dt = 1000$ Myr earlier than indicated by dark solid line. The dotted line signifies the ‘intrinsic’ dispersion in observed supernova magnitudes about the fit. The assumed dust density is proportional to the integrated (Madau 1999) SFR (see figure 1), normalized to $\Omega_{dust}^{igm}(z=0) = 4.5 \times 10^{-5}$.