

Galaxies Detected by the Dwingeloo Obscured Galaxies Survey

A. J. Rivers¹ P. A. Henning¹ R.C. Kraan-Korteweg²

¹ University of New Mexico, Dept. of Physics and Astronomy, 800 Yale NE, Albuquerque, USA, 87131

andyr@as.unm.edu, henning@as.unm.edu

² Dept. de Astronomia, Universidad de Guanajuato, Mexico

kraan@astro.ugto.mx

Abstract

The Dwingeloo Obscured Galaxies Survey (DOGS) is a 21-cm blind survey for galaxies hidden in the northern "Zone of Avoidance" (ZOA): the portion of the optical extragalactic sky which is obscured by dust in the Milky Way. Like the Parkes southern hemisphere ZOA survey, the DOGS project is designed to reveal hidden dynamically important nearby galaxies and to help "fill in the blanks" in the local large scale structure.

To date, 36 galaxies have been detected by the Dwingeloo survey; 23 of these were previously unknown (no corresponding sources recorded in the NASA Extragalactic Database (NED)). Among the interesting detections are 3 nearby galaxies in the vicinity of NGC 6946 and 11 detections in the Supergalactic plane crossing region. VLA follow-up observations have been conducted for several of the DOGS detections.

Keywords: surveys, galaxies: general

1 Introduction

Approximately 25% of the optical extragalactic sky is obscured by the dust and high stellar density of the Milky Way (figure 1). Although diligent optical and infrared searches for galaxies narrow this "Zone of Avoidance", in the most heavily obscured regions near the Galactic plane, only radio surveys consistently reveal hidden galaxies. Radio galaxy searches near the Galactic plane can help to complete our knowledge of the nearby large scale structure and explore the connectivity of superclusters and voids across the ZOA.

A full survey of the northern ZOA has been recently completed using the Dwingeloo 25-m radiotelescope and the Westerbork array in total power mode. The survey region ($30^\circ \leq \ell \leq 220^\circ$; $|b| \leq 5^\circ 25'$; $0 \leq V_{\text{LSR}} \leq 4000 \text{ km s}^{-1}$) was initially covered in a shallow search by the 25-m (5 min per pointing; rms noise per channel $\sigma_{ch}=175\text{mJy}$) for nearby, massive galaxies (Henning *et al.* 1998). Recently, a deeper survey sensitive to nearby dwarfs and to normal spirals at the survey limit has been completed by the 25-m and the Westerbork array in total power mode. Results from the portion of the deep survey completed by the 25-m are reported here. Interesting regions covered by DOGS include a portion of the Local Void, the nearby IC342/Maffei group of galaxies and the region of sky where the Local Supercluster crosses the Galactic plane.

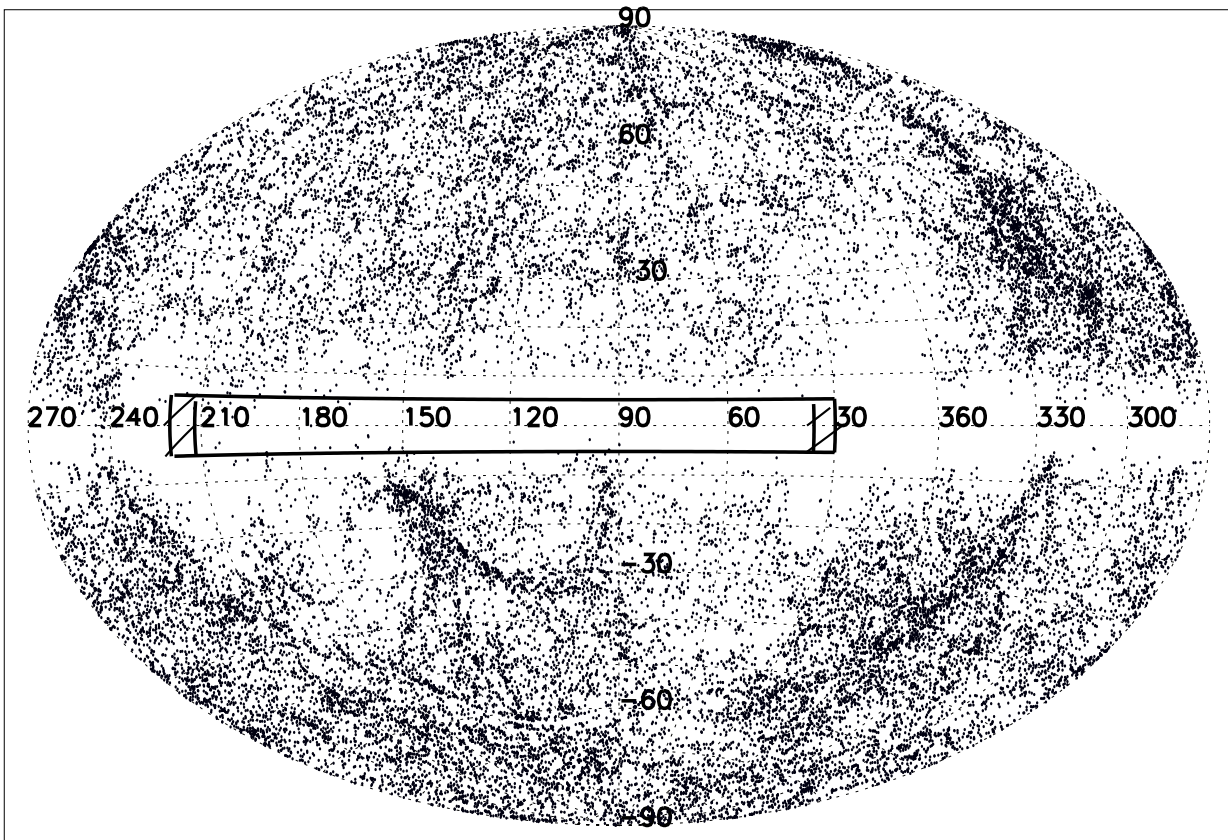


Figure 1: A combined Galactic longitude vs. latitude plot of approximately 30,000 galaxies collected from the MCG, UGC, and ESO optical catalogs shows the "Zone of Avoidance" caused by dust in the Galactic plane. The spatial region covered by the Dwingeloo survey is indicated. The hatched region represents the spatial overlap with the Parkes ZOA survey.

2 Telescope Parameters and Search Strategy

The 25-m Dwingeloo telescope operating at 21-cm has a half-power-beamwidth (HPBW) of 0°6 which may be thought of as the survey resolution. A DAS-1000 channel autocorrelator spectrometer is utilized in the telescope backend; the rms noise per channel is typically $\sigma_{ch}=40$ mJy for a 1 hr integration. Each DOGS observation consists of a sequence of 5 contiguous pointings at constant Galactic latitude (figure 2). Five On-Off pairs created from the sequence ensure that a real galaxy will appear twice, once as a positive signal, and again as a negative one, referenced against two independent scans. Overlapping the constant latitude grids to form a honeycombed coverage of the sky allows for detection of galaxies in adjacent pointings and facilitates a more accurate determination of their positions. A similar observing strategy was employed during the Westerbork portion of the survey; beam size and velocity coverage were identical and a similar survey sensitivity achieved. A 15 pointing grid was used for efficiency reasons, but the core On-Off pair strategy remained the same. The complete survey incorporates approximately 15,000 partially overlapping pointings.

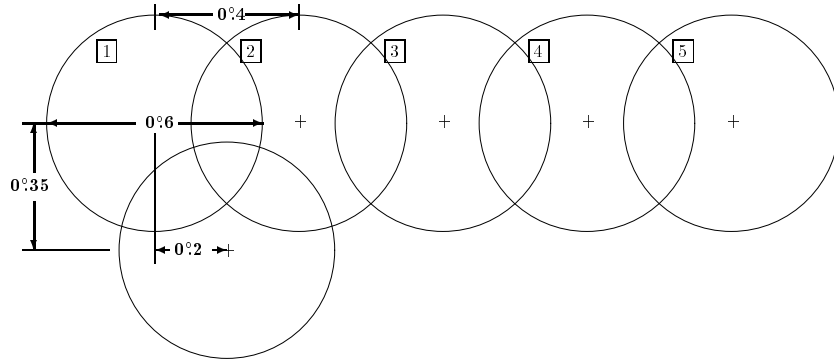


Figure 2: Distribution of survey grid points. Galactic longitude spacing is $\Delta\ell = 0.4$ while the successive rows of constant Galactic latitude are separated by $\Delta b = 0.35$. Each grid point is marked with a + surrounded by a circle indicating the HPBW of 0.6.

3 Results

Approximately 60% of the DOGS survey was completed using the Dwingeloo 25-m telescope. In this portion of the survey, 36 galaxies were confirmed, 23 of which were previously unknown (no NED counterpart). The number of galaxies detected is consistent with calculations based on an assumed HI mass function (Zwaan *et al.* 1997) and the survey sensitivity which predict between 50 and 100 detections within the survey range. Recent Westerbork observations completed the survey and galaxies discovered will soon be incorporated into the Dwingeloo sample (*cf.* figure 3 for location of detected galaxies).

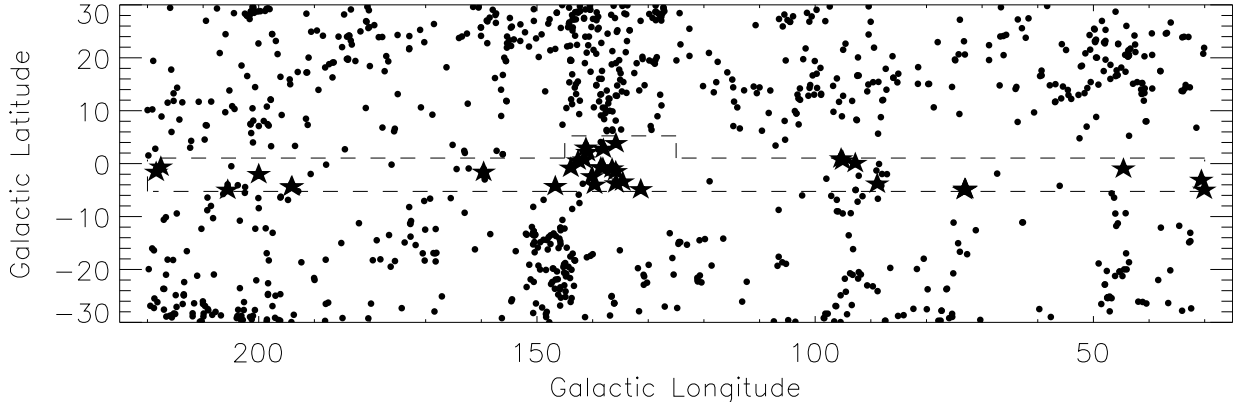


Figure 3: Spatial distribution of DOGS sources (indicated by \star) combined with Lyon-Meudon Extragalactic Database (LEDA) galaxies out to $V_{\text{LSR}} \leq 4000 \text{ km s}^{-1}$ (\bullet). The 60% of the survey covered by the 25-m and analyzed in this paper is shown by the dashed line.

Five of the 36 sources were originally identified by the shallow survey including Dwingeloo 1 and Maffei 2, both members of the nearby Maffei / IC 342 group of galaxies (Kraan-Korteweg *et al.* 1994). During the deep survey another known group member, MB 1 (McCall & Buta 1995), was identified and two additional members still await confirmation observations.

The most significant nearby, previously unknown galaxy identified by DOGS was Dwingeloo 1. Given the 80% coverage of the survey region by the shallow survey (Henning *et al.* 1998), chances are low that a massive nearby spiral was missed, since nearby galaxies appear in many adjacent

pointings, all of which would have to be missed for the galaxy to escape detection. Thus, it is fairly unlikely that there is another previously unidentified massive galaxy whose gravitational influence significantly impacts Local Group peculiar motion or internal dynamics in the area covered by the survey.

3.1 The Supergalactic Plane Crossing Region and the Local Void

Although the Dwingeloo survey is limited in survey depth ($V_{\text{LSR}} \leq 4000 \text{ km s}^{-1}$), two primary large scale structures fall partially within the survey range: the Local Void and the Local Supercluster. Eleven galaxies were discovered in the survey coverage of the Local Supercluster crossing region ($\ell \sim 140^\circ$; $|b| \leq 5^\circ 25'$); 6 of these sources are noted in NED. Known structures appear continuous and well defined across the Galactic plane with a narrow bridge of galaxies visible at $\ell \sim 142^\circ$ and $V_{\text{LSR}} \sim 1400 \text{ km s}^{-1}$.

Near the Local Void ($\ell \sim 33^\circ$, $b \sim -15^\circ$), Marzke *et al.* (1996) and Roman *et al.* (1998) found evidence for a nearby cluster at $\sim 1500 \text{ km s}^{-1}$. Two previously unknown galaxies were detected in this region, adding support for the hypothesized overdensity. These galaxies, Dw030.6-2.4 ($\ell=30.60$, $b=-2.48$, $V_{\text{LSR}}=1480 \text{ km s}^{-1}$) and Dw030.1-4.3 ($\ell=30.09$, $b=-4.35$, $V_{\text{LSR}}=1528 \text{ km s}^{-1}$), were independently identified by the Parkes ZOA survey (Henning *et al.*, this volume).

3.2 NGC 6946 Group

Three dwarf galaxies were detected in the region of NGC 6946 ($\ell=95.72$; $b=11.67$) suggesting the possibility of a new nearby group. Of these, Dw095.0+1.0 was originally recorded as a compact High Velocity Cloud (HVC) (Wakker 1990), but present data suggest it is in fact a nearby dwarf galaxy. With a velocity of $V_{\text{GSR}}=368 \text{ km s}^{-1}$, it has the highest redshift of any HVC in the Wakker catalog and the 50% velocity width of $\Delta V_{50}=100 \text{ km s}^{-1}$ seen in the Dwingeloo spectrum is significantly broader than the 20-30 km s^{-1} velocity dispersion generally observed in HVCs. Naively assuming this galaxy is at the same distance as NGC 6946 ($\sim 6 \text{ Mpc}$, Sharina *et al.* 1997) yields $M_{\text{HI}} \simeq 4 \times 10^8 M_\odot$. Also detected in the area were IRAS 21189+4503 (Nakanishi 1997) and

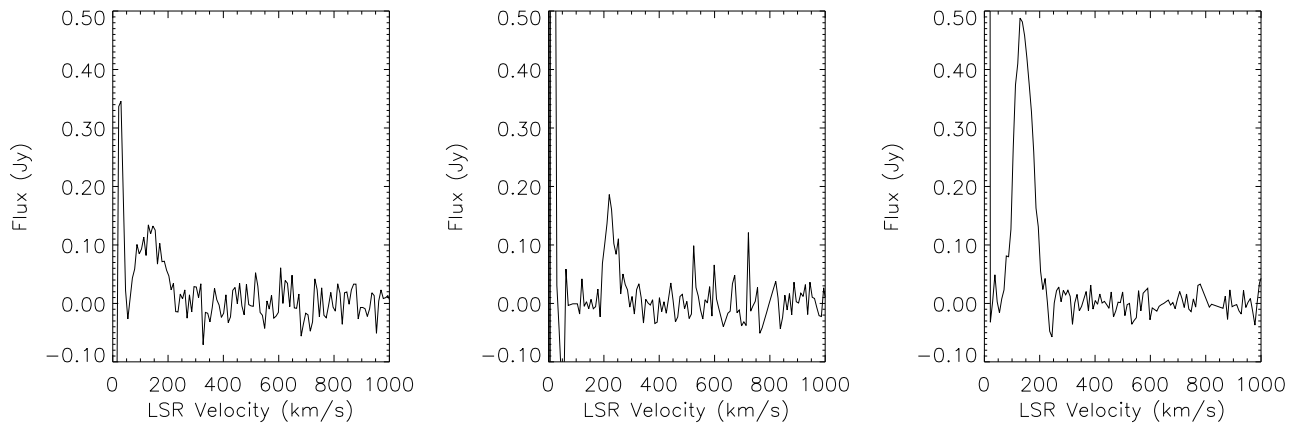


Figure 4: Spectra from the Dwingeloo 25-m telescope of three galaxies found in the vicinity of NGC 6946. Pictured are, from left to right, IRAS 21189+4503, Dw092.8+0.5 and Dw095.0+1.0

Dw092.8+0.5. Assuming a 6 Mpc distance yields $M_{\text{HI}} \simeq 2 \times 10^8 M_\odot$ and $1 \times 10^8 M_\odot$ respectively. The estimated neutral hydrogen masses are typical of dwarf galaxies, consistent with the gaussian shape of the 21-cm profiles (figure 4). With the recent discovery of the LSB galaxy Cepheus 1, (Burton *et al.*, *in press*) 7 galaxies with recessional velocities $V_{\text{LSR}} \leq 250 \text{ km s}^{-1}$ have been

identified within 15° of NGC 6946 (table 1). If these galaxies do in fact signify a new nearby group, this group would lie some 40° from the Supergalactic plane, considerably more than any other known group in the local universe. The potential exists for the discovery of additional galaxies in this group since the data recently collected by the Westerbork array for $+1^{\circ}05 \leq b \leq +5^{\circ}25$ has not yet been analyzed.

| Galaxy Name | ℓ | b | V_{LSR} km s $^{-1}$ | $\log(M_{\text{HI}})$ M_{\odot} | Reference |
|-----------------|--------|-------|----------------------------------|--------------------------------------|-------------------------------|
| HKK L150 | 96.03 | 12.35 | 132 | 7.1 | Huchtmeier <i>et al.</i> 1997 |
| UGC 11583 | 95.63 | 12.31 | 127 | 8.2 | Huchtmeier <i>et al.</i> 1997 |
| HKK L149 | 95.57 | 12.22 | 126 | 8.1 | Huchtmeier <i>et al.</i> 1997 |
| NGC 6946 | 95.72 | 11.67 | 48 | 10.1 | LEDA |
| Cepheus 1 | 94.38 | 8.01 | 65 | 9.1 | Burton <i>et al. in press</i> |
| Dw095.0+1.0 | 95.05 | 1.16 | 142 | 8.6: | Henning <i>et al.</i> 1998 |
| Dw092.8+0.5 | 92.82 | 0.53 | 230 | 7.8: | |
| IRAS 21189+4503 | 88.85 | -3.20 | 228 | 8.3: | Nakanishi <i>et al.</i> 1997 |

Table 1: Possible members of the NGC 6946 group. HI masses are calculated based on the assumption that all galaxies lie at the same distance as NGC 6946 (6 Mpc, Sharina *et al.* 1997). The HI mass of NGC 6946 is based on the mean of the 6 flux entries in LEDA which are corrected for the beam-filling effect. The uncertainty in the masses of the three Dwingeloo detected sources is primarily due to the uncertainty in the positions of the galaxies.

3.3 Results from Synthesis Follow-ups of DOGS Sources

Synthesis observations of Dwingeloo galaxies were conducted with the VLA and WSRT in 1997. Snapshot WSRT observations yielded positions of DOGS sources though sensitivities were not adequate for detailed mapping. VLA follow-ups yielded a few interesting results. A galaxy group unresolved by the Dwingeloo $0^{\circ}6$ beam was resolved into 5 galaxies by follow-up VLA observations (figure 5). Since early synthesis follow-ups to Parkes ZOA detections also have revealed interacting galaxy groups (Staveley-Smith *et al.* 1998), it will be interesting to see if this is commonly seen in HI selected samples. The total HI mass measured for this group was $2 \times 10^9 M_{\odot} h_0^{-2}$ with a mean velocity of $V_{\text{LSR}} = 3222 \text{ km s}^{-1}$ and a calculated group diameter of approximately $150 h_0^{-1} \text{ kpc}$. No optical counterparts were identified on POSS E plates under significant extinction ($A_B \simeq 4.5 \text{ mag}$ from DIRBE reddening maps, Schlegel *et al.* 1998). A previously unknown low mass companion to IRAS 05596+1451 was also discovered in a separate VLA synthesis map.

4 Conclusions and Future Directions

A wide field flux limited survey for HI luminous galaxies hidden in the northern ZOA has been completed. With approximately 60% of the data analyzed we have detected 36 galaxies, 23 of which were previously unknown. Given the number found to date, in the full survey we expect to detect around 60 sources, which falls within our survey predictions of 50-100 galaxies.

Since the DOGS slice covers a wide range of the extragalactic sky including portions of the Local Supercluster and the Local Void, the collected sample will be well suited for a comparison study of galaxies in different environments.

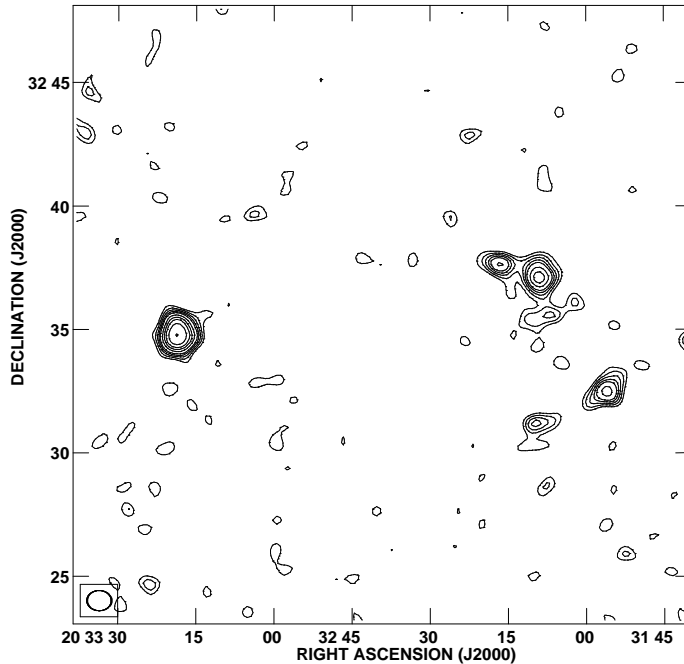


Figure 5: A synthesis map of DOGS detection Dw073.2-4.2 from the VLA. A galaxy group is revealed in a sample velocity slice ($V_{\text{LSR}}=3219 \text{ km s}^{-1}$, $\Delta v \simeq 10 \text{ km s}^{-1}$).

Efforts are also underway to quantify the Galactic extinction, a poorly known quantity near the Galactic plane. Although the recently released DIRBE reddening maps (Schlegel *et al.* 1998) prove useful, they remain uncalibrated at low latitude ($|b| \leq 10^\circ$). We are exploring the possibility of using near-infrared colors of galaxies from 2MASS data to independently determine the extinction and to thereby determine calibration constants and uncertainties for the DIRBE maps at low latitude.

Acknowledgements

We are grateful to A. Foley and D. Moorrees for their supervision of the 25-m day-to-day telescope operations, to T. Hess for the development of data translation routines, and to O. Lahav and W. B. Burton for helpful discussions. We would also like to thank J.M. van der Hulst and R. Braun for their help in instigating and supporting the Westerbork portion of the DOGS project. The Dwingeloo 25-m radio telescope is supported by the Netherlands Foundation for Scientific Research (NWO). This research has made use of the NASA/IPAC Extragalactic Database (NED) and the Lyon-Meudon Extragalactic Database (LEDa). The research of P.A. Henning is supported by NSF Faculty Early Career Development (CAREER) Program award AST 95-02268.

References

- Burton, W.B., Braun, R., Walterbos, R.A.M., Hoopes, C.G. *AJ*, *in press*
 Henning, P.A., Kraan-Korteweg, R.C., Rivers, A.J., Loan, A.J, Lahav, O., Burton, W.B. 1998, *AJ*, 115, 584
 Huchtmeier, W.K., Karachentsev, I.D., Karachentseva, V.E. 1997, *A&A*, 322, 375

- Kraan-Korteweg, R.C., Loan, A.J., Burton, W.B., Lahav, O., Ferguson, H.C., Henning, P.A., & Lynden-Bell, D. 1994, *Nature*, 372, 77
- Marzke, R.O., Huchra, J.P., & Geller, M.J. 1996, *AJ*, 112, 1803
- McCall, M.L, & Buta, R.J., 1995, *AJ*, 109, 2460
- Nakanishi, K., Takata, T., Yamada, T., Takeuchi, T., Shiroya, R., Miyazawa, M., Watanabe, S., & Saito, M. 1997, *ApJS*, 112, 245
- Roman, A.T., Takeuchi, T., Nakanishi, K., & Saito, M. 1998, *PASJ*, 50, 47
- Schlegel, D.J., Finkbeiner, D.P., Davis, M. 1998, *ApJ*, 500, 525
- Sharina, M.E., Karachentsev, I.D., & Tikhonov, N.A. 1997, *Astr. Letters*, 23, 373
- Staveley-Smith, L., Juraszek, S., Koribalski, B.S., Ekers, R.D., Green, A.J., Haynes, R.F., Henning, P.A., Kesteven, M.J., Kraan-Korteweg, R.C., Price, R.M., Sadler, E.M. 1998, *AJ*, 116, 2717
- Wakker, B.P., 1990, Ph.D. thesis, Groningen Univ.
- Zwaan, M., Briggs, F., & Sprayberry, D. 1997, *PASA*, 14, 126