

## Revised Fluxes for Gliese 229B

S.K. Leggett

*Joint Astronomy Centre, 660 N. A'ohoku Place, Hilo, HI 96720*  
*skl@jach.hawaii.edu*

D.W. Toomey

*NASA IRTF, P.O. Box 4729, Hilo, HI 96720*  
*toomey@irtf.ifa.hawaii.edu*

T.R. Geballe

*Gemini North Observatory, 670 N. A'ohoku Place, Hilo, HI 96720*  
*tgeballe@gemini.edu*

and

R.H. Brown

*Univ. of Arizona Lunar & Planetary Lab., Tucson AZ 85721-0092*  
*rhb@lpl.arizona.edu*

Accepted March 25th 1999 for ApJ Letters

### ABSTRACT

We have used the coronagraphic instrument CoCo with the IRTF's facility camera NSFCAM to obtain improved photometry at JHKL' of the giant planet/brown dwarf Gliese 229B. We have recalibrated the published spectra for this object, and re-calculated its luminosity. Our L' value, and our flux calibration of the spectra at JHK, are significantly different from those previously published. Our results show good agreement at all bands except H with evolutionary models by Burrows et al. which include grain condensation. The model comparison implies that Gliese 229B is likely to be a 0.5 Gyr-old 25  $M_J$  object with  $T_{eff} \sim 900$  K.

*Subject headings:* stars: individual (Gliese 229B) — stars: low-mass, brown dwarfs

## 1. Introduction

Nakajima et al. 1995 discovered Gliese 229B during a coronagraphic search for low-mass companions to young M-dwarfs. Despite continued searches, Gliese 229B to this date is the only substellar object that is resolvable and cool enough to show planet-like absorption features due to methane. A good understanding of this object is key to our understanding of brown dwarfs and extra-solar planets in general. Published work on this unique object have been primarily spectroscopic in nature (e.g. Geballe et al. 1996, Oppenheimer et al. 1998) or theoretical (e.g. Allard et al. 1996, Marley et al. 1996, Tsuji et al. 1996, Burrows et al. 1997, Griffith, Yelle & Marley 1998). The only published photometry for this object is that by Matthews et al. 1996, hereafter MNKO. Photometry is vital for determining Gliese 229B's energy distribution (and hence luminosity and radius), as well as for flux calibrating the observed spectra.

In this paper we present new JHKL' photometry for Gliese 229B which is more accurate than the photometry obtained by MNKO. We also re-flux calibrate the published spectra for the object and show that previous flux calibrations are in error.

## 2. Observations

We obtained JHKL' photometry for Gliese 229B on 1999 January 14 using the NASA Infrared Telescope Facility on Mauna Kea in Hawaii. We used the facility infrared camera NSFCAM (Shure et al. 1994) together with the coronagraphic instrument CoCo (Wang et al. 1994, Toomey et al. 1998). CoCo is a cold coronagraphic attachment to NSFCAM that utilizes an apodized focal plane mask and a pupil mask that stops the telescope outer diameter down to 80% of the full aperture and also obscures the inner 30%. The focal plane mask is about 2.5 arcseconds in diameter. CoCo has an x/y adjustable pupil stop mask and a pupil imager for alignment. Flux in the wings of a stellar profile are reduced by a factor of 5–10 when using CoCo.

We also made use of the new tip-tilt capability of the telescope. The combination of the good image quality and tracking provided by the telescope with tip-tilt, and good removal of the light from the primary star Gliese 229A by CoCo, made our images much cleaner than those obtained by MNKO, with a resulting increase in photometric accuracy.

The observational technique used was to nod the telescope between Gliese 229A and a sky position 1 arcminute away. The individual exposure time on Gliese 229B (and sky) at each of JHK was 90 seconds, and at L' it was 20 seconds. The total on-target integration time was 6 minutes at J, 7.5 minutes at H, 7.5 minutes at K and 20.7 minutes at L'. Two JHK flux standards were also observed (UKIRT faint standards 4 and 12), and one L' standard (HD 40335), with appropriate exposure times. The standards were placed on the same region of the detector as Gliese 229B, and were also observed by nodding to sky on alternate frames.

The data were reduced by creating flatfields for every target and filter from the appropriate sky frames. Individual flats had to be created as the mask could flex slightly at different telescope positions and hence change the overall illumination. At JHK each target frame was sky-subtracted and flatfielded. Aperture photometry was carried out on each frame and the error taken to be the rms deviation in the set of Gliese 229B observations, combined with the scatter in the standard star values. The combined error is 5% at JHK. At L' we obtained two sets of data, separated by a standard star observation. All the sky-subtracted and flatfielded frames in each set were combined (using sigma-clipping in IRAF). The error was derived from the scatter in the remnant background levels, and is 10%.

Our JHK values agree with those of MNKO within the errors, but our L' value is three times brighter than their quoted value, which has very large errors. Our value agrees well with model predictions (see §4). Table 1 gives our results, and Figure 1 shows our reduced images at J (a single 90 second sky-subtracted and flatfielded image) and L' (the combined sky subtracted and flatfielded image for one of our two datasets, a total of 10 minutes on-target integration). In Table 1 JHKL' are given on the UKIRT system, which is identical to the IRTF system except at H such that

$$(H - K)_{UKIRT} = 0.82[\pm 0.02] \times (H - K)_{IRTF}$$

(Leggett, Allard & Hauschildt 1998).

## 3. Flux Calibrated Spectra and Luminosity

We have recalibrated the published spectra for Gliese 229B using our new photometry and the profiles of the NSFCAM filters. The filter profiles are for

TABLE 1  
PHOTOMETRY FOR GLIESE 229B

J	H NSFCAM system	K	L'	M–m* mag	Luminosity $\log_{10}(L/L_{\odot})$	$BC_K$ mag
14.32 $\pm 0.05$	14.35 $\pm 0.05$	14.42 $\pm 0.05$	12.18 $\pm 0.10$	1.185 $\pm 0.070$	-5.18 $\pm 0.04$	2.09 $\pm 0.10$

\*van Altena, Lee, & Hoffleit 1994




Fig. 1.— NSFCAM and CoCo images of Gliese 229B at J (left) and L' (right). The image display stretch is zero to the Gliese 229B flux level.

the operating temperature of the camera, and we have included the effect of the Mauna Kea atmospheric transmission. We have integrated the spectra over the JHKL' filters, and ratioed the flux to that obtained by integrating the observed Vega spectrum over the same filters. Vega was adopted to be zero magnitude at all wavelengths, and we scaled the Gliese 229B spectra such that the flux ratio through the filters matched our photometry. The atmosphere-convolved NSFCAM filter profiles, and the Vega spectrum, are available on request to S. Leggett (skl@jach.hawaii.edu), for calibration of other spectra.

We found that although our JHK values are different by  $<10\%$  the published spectra in this region had to be multiplied by factors of 0.68 to 0.81, and although the L' magnitude differed by a factor of three, the published spectra in that region only had to be multiplied by a factor of 1.03. The error in the original flux calibration of the Oppenheimer et al. 1998 spec-

tra arose from their assumption that the target flux at the central wavelength of the filter could be simply scaled by the calibrator flux at that same wavelength. This is not a valid assumption as the flux distribution across the filter is very different for Gliese 229B and any calibrator star. In the case of the Geballe et al. 1996 spectra, those authors did not attempt to scale by the observed photometry and their error arises from the usual problems of flux calibrating narrow slit spectra combined with the uncertainty in removing the scattered light from Gliese 229A.

Figure 2 shows the Oppenheimer et al. 1998 spectra for Gliese 229B. We show the previously published spectral distribution, as well as our revised distribution. The NSFCAM filter profiles are overlaid to demonstrate the unusual flux weighting of the filters for Gliese 229B. Figure 3 shows the Geballe et al. 1996 higher resolution 1–2.5 $\mu\text{m}$  spectrum, before and after recalibration. Scattered light from Gliese 229A was seen in the raw data of both groups, despite their use of narrow slits. However the lack of flux in the strong methane- and water-absorption features shows that any residual light from Gliese 229A has been accurately removed.

We have calculated the integrated luminosity using the recalibrated spectra. The unobserved region between the K-band and L-band was represented by a linear interpolation, which is consistent with the models. The L-band spectrum ends at 4.15 $\mu\text{m}$ . The integrated flux beyond this point was adopted to be 29% of the total integrated luminosity, as implied by a recent model by Allard & Hauschildt (private communication). The luminosity in this region is affected by

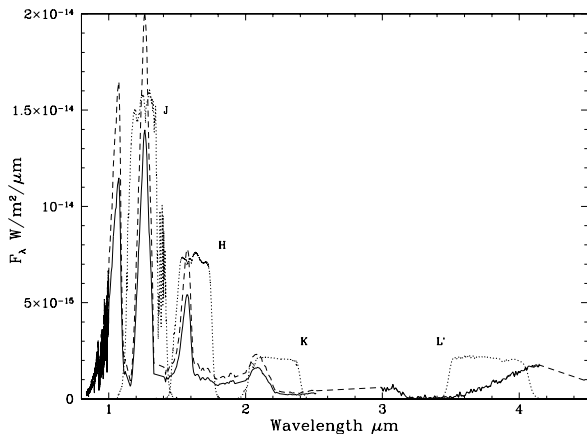


Fig. 2.— Gliese 229B spectrum from Oppenheimer et al. 1998 — solid line shows the revised flux calibration, dashed as published. The NSFCAM filter profiles are also shown.

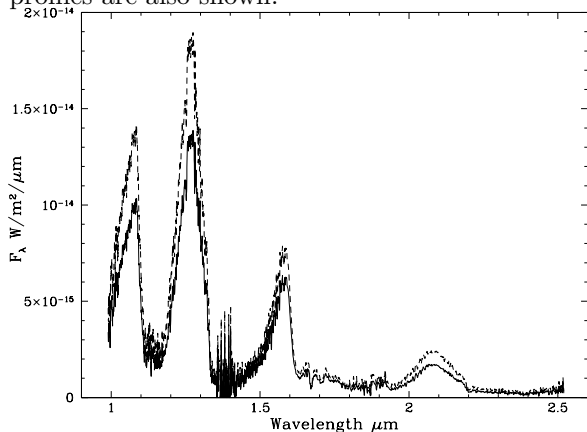


Fig. 3.— Gliese 229B spectrum from Geballe et al. 1996 — solid line shows the revised flux calibration, dashed as published.

strong  $\text{CH}_4$  and  $\text{H}_2\text{O}$  bands at  $6\text{--}8\mu\text{m}$  (unobservable from the ground), and this flux contribution is 25% smaller than that calculated by extending a Rayleigh–Jeans tail from the L spectrum. The total flux is determined to be  $6.39\text{e-}15\text{ W/m}^2$  with a 9% error (due to the flux calibration errors and an estimated 20% uncertainty in the flux beyond the L–band). This flux gives the luminosity and bolometric correction values listed in Table 1. MNKO use models to estimate a bolometric correction to their total in–band observed luminosity, and derive a total luminosity 3% smaller than ours (with an estimated 12% error).

#### 4. Comparison to Models

Burrows et al. 1997 have published evolutionary models for giant planets and brown dwarfs. This work

includes the condensation of grains in the equation of state but does not include opacity due to grains, and it is to be expected that these models will be revised shortly. Nevertheless our JHKL’ colors and absolute magnitudes show good agreement with these models in the color–color diagrams (Burrows et al., Figures 20–26) at all bands except the H–band. The discrepancy at H is large — about 0.4 magnitudes. However our three times brighter L’ measurement ( $\delta_{mag} = 1.2$ ) now gives a result consistent with the J and K values, implying that Gliese 229B has a mass between  $25 M_J$  and  $35 M_J$  and an age between 0.5 Gyr and 1.0 Gyr. The luminosity determined above and the Burrows et al. evolutionary tracks (their Figure 11) imply that a solution near the younger less–massive end of this range is more probable, and that the effective temperature is then around 900 K. (MNKO also determined a temperature of 900 K through a comparison of their photometry with a dust–free model by Tsuji et al. 1996.)

Burrows et al. suggest that the previous disagreement between the calculated and observed H and L’ magnitudes were due to an incomplete  $\text{CH}_4$  opacity database. However  $\text{CH}_4$  is an important opacity source at K and L’ both of which are now well matched by the models. Discrepancies are seen in the H–band with the hotter M– and L–dwarfs also (see e.g. Leggett, Allard & Hauschildt 1998) and these have been blamed on incomplete  $\text{H}_2\text{O}$  opacity tables. Presumably the problem is due to incomplete knowledge of an opacity source, and the models, which are making large and rapid advances, will soon be able to match the entire Gliese 229B spectrum.

#### 5. Conclusions

We have obtained new JHKL’ photometry using the coronagraphic instrument CoCo with NSFCAM on the IRTF. The data are more accurate than previously published values, and while they agree within 10% at JHK, we have determined an L’ magnitude three times brighter than that previously published.

We have re–flux–calibrated the published spectra for Gliese 229B by integrating the spectra over the NSFCAM filter profiles. We find that corrections of about 30% are required at JHK. The revised spectra are available in electronic form on request to B. Oppenheimer (bro@astro.caltech.edu) and T. Geballe (tgeballe@gemini.edu).

The JKL’ colors and revised luminosity agree well

with the evolutionary models of brown dwarfs by Burrows et al. 1997, implying that Gliese 229B is likely to be a 0.5 Gyr-old 25  $M_J$  object with  $T_{eff} \sim 900$  K. We have not carried out a spectroscopic analysis as the models and synthetic spectra are currently being upgraded to include the effects of grains in both the equation of state and opacity tables — and grains have a large effect on the energy distribution of such cool objects. We can look forward to a better understanding of the physics of atmospheres at these cool temperatures, now that there exists a more accurately flux calibrated spectrum for Gliese 229B.

We are very grateful to the staff at IRTF. The IRTF, the NASA Infrared Telescope Facility, is operated by the University of Hawaii under contract to NASA. We are also grateful to France Allard and Peter Hauschildt for calculating the flux contribution longwards of  $4.15\mu\text{m}$ , and to the referee for useful comments.

## REFERENCES

- Allard, F., Hauschildt, P.H., Baraffe, I. & Chabrier, G. 1996, *ApJ*, 465, L123
- Burrows, A., Marley, M., Hubbard, W. B., Lunine, J. I., Guillot, T., Saumon, D., Freedman, R., Sudarsky, D. & Sharp, C. 1997, *ApJ*, 491, 856
- Geballe, T.R., Kulkarni, S.R., Woodward, C.E., Sloan, G.C. 1996, *ApJ*, 467, L101
- Griffith, C.A., Yelle, R.V. & Marely, M.S. 1998, *Science*, 282, 2063
- Leggett, S.K., Allard, F. & Hauschildt, P.H. 1998, *ApJ*, 509, 836
- Matthews, K., Nakajima, T., Kulkarni, S.R., Oppenheimer, B.R., 1996, *AJ*, 112, 1678 (MNKO)
- Marley, M.S., Saumon, D., Guillot, T., Freedman, R.S., Hubbard, W.B., Burrows, A. & Lunine, J.I. 1996, *Science*, 272, 1919
- Nakajima, T., Oppenheimer, B.R., Kulkarni, S.R., Golimowski, D.A., Matthews, K. & Durrance, S.T. 1995, *Nature*, 378, 463
- Oppenheimer, B.R., Kulkarni, S.R., Matthews, K., Van Kerkwijk, M.H. 1998, *ApJ*, 502, 932
- Shure, M.A., Toomey, D.W., Rayner, J.T., Onaka, P. & Denault, A.J., 1994, *Instrumentation in Astronomy VIII*, (eds Crawford, D.L & Craine, E.R.), *proc. SPIE* 2198, 614
- Toomey, D.W., Ftaclas, C., Brown, R.H. & Trilling, D. 1998, *proc. SPIE* 3354, 782
- Tsuji, T., Ohnaka, K., Aoki, W., Nakajima, T. 1996, *A&A*, 308, L29
- van Altena, W.F., Lee, J.T., & Hoffleit, E.D. 1994, *The General Catalogue of Trigonometric Parallaxes* (New Haven: Yale University Observatory)
- Wang, S., Owensby, P.D., Toomey, D.W., Brown, R.H., Stahlberger, W.E. & Ftaclas, C. 1994, *proc. SPIE* 2198, 578