

# Element Abundances at High Redshifts<sup>1</sup>

Max Pettini

Institute of Astronomy, Madingley Road, Cambridge, CB3 0HA, England

**Abstract.** I review measurements of element abundances in different components of the high redshift universe, including the Lyman alpha forest, damped Lyman alpha systems, and Lyman break galaxies. Although progress is being made in all three areas, recent work has also produced some surprises and shown that established ideas about the nature of the damped Ly $\alpha$  systems in particular may be too simplistic. Overall, our knowledge of metal abundances at high  $z$  is still very sketchy. Most significantly, there seems to be an order of magnitude shortfall in the comoving density of metals which have been measured up to now compared with those produced by the star formation activity seen in Lyman break galaxies. At least some of the missing metals are likely to be in hot gas in galactic halos and proto-clusters.

## 1 Introduction

The study of element abundances at large look-back times has grown considerably during the 1990s to encompass several broad themes including:

- a. **Primordial Abundances of Light Elements.** One of the pillars of the standard model, big-bang nucleosynthesis relates the abundances of He, D and Li (relative to H) to  $\Omega_B$ , the density of baryons in the universe expressed as a fraction of the closure density. The currently favoured value is from the work by Burles & Tytler (1998),  $\Omega_B h_{50}^2 = 0.076 \pm 0.004$  ( $h_{50}$  is the Hubble constant in units of  $50 \text{ km s}^{-1} \text{ Mpc}^{-1}$ , assumed throughout), but it is difficult to know whether this error estimate can be fully trusted, given the paucity of measurements of D/H and the systematic uncertainties which affect the determination of the He abundance. Possibly the final word on  $\Omega_B$  will have to await the results of an entirely independent test, such as the height of the first acoustic peak in the power spectrum of the cosmic microwave background anisotropy (e.g. Turner 1999).
- b. **Census of Metals at Different Cosmic Epochs.** Determining how the metal content of the universe increased with time is one aspect of the current concerted efforts to trace the global history of star formation over the Hubble time. It is closely linked to issues such as the measurement of the extragalactic background at different wavelengths and the importance of dust in altering our view of the high redshift universe.

---

<sup>1</sup> **Proceedings of ESO Workshop: Chemical Evolution from Zero to High Redshift.** To be published in *Lecture Notes in Physics*, ed. J Walsh & M. Rosa, (Berlin: Springer).

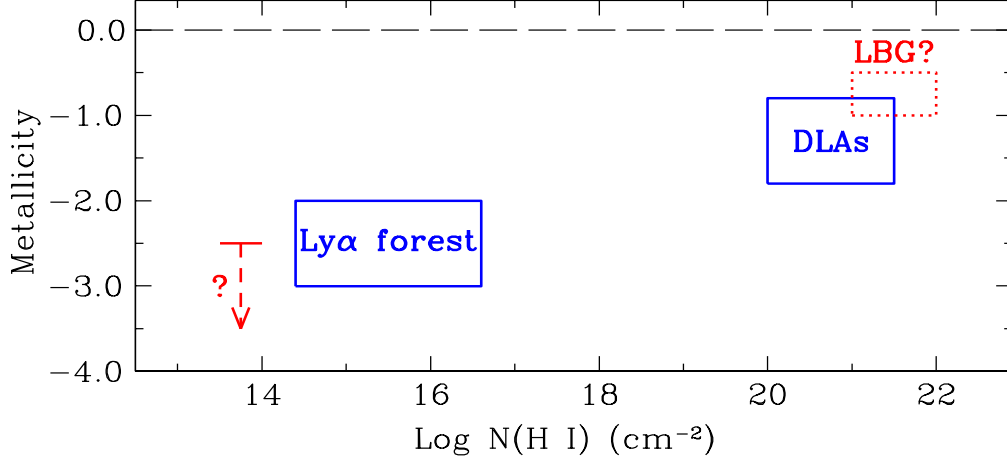
- c. **Element Ratios as a Function of Metallicity.** By providing data which refer to different epochs and different environments, measurements at high redshift are a much needed—and yet to be exploited—complement to local studies of the relative abundances of different chemical elements in Galactic stars and H II regions of nearby galaxies. The ultimate purpose is the same as that which has motivated this field for the last thirty years: to test observationally our ideas of the nucleosynthetic origin of different elements and search in the pattern of relative abundances for clues to the nature of the first episodes of metal enrichment.
- d. **Abundances in Active Galactic Nuclei.** Here too chemical abundances, if they can be determined reliably in such extreme physical environments, hold clues to the nature and timescales of the AGN phenomenon.

At this meeting we saw each of these themes addressed by a variety of presentations. Given the limitations of space, in this review I shall concentrate on recent work which bears on the census of metals at high redshift (point (b) above). The current situation is summarised in Figure 1, where the abundances measured in different components of the high redshift universe are plotted as a function of the column density of neutral gas. In a rough, statistical sense, higher values  $N(\text{H I})$  sample regions closer to sites of active star formation. The immediate impression from Figure 1 is that our knowledge of abundances at  $z \simeq 3$  is still very incomplete and undoubtedly one of the tasks for the next decade will be to fill in the many gaps evident in the Figure, as I now discuss.

## 2 The Lyman alpha Forest

All QSO spectra show a multitude of  $\text{Ly}\alpha$  absorption lines at redshifts between  $z_{\text{em}}$  and 0. The distribution of  $N(\text{H I})$  is a power law with slope  $\beta \simeq 1.7$  (Pettitjean et al. 1993); lines corresponding to  $N(\text{H I}) \leq 10^{17} \text{ cm}^{-2}$  are normally referred to as the  $\text{Ly}\alpha$  forest. In the first quantitative paper on the subject, Sargent et al. (1980) identified the forest with a population of primordial hydrogen ‘clouds’ in pressure equilibrium with a hotter, expanding intergalactic medium. This picture has evolved more recently to one in which the  $\text{Ly}\alpha$  forest *is* the intergalactic medium, based on the results of numerical simulations which show that  $\text{Ly}\alpha$  absorption arises naturally as a consequence of the growth of structure in the universe in the presence of an ionising background (e.g. Weinberg, Katz, & Hernquist 1998). It is likely that the  $\text{Ly}\alpha$  forest accounts for a significant fraction of all baryons at  $z \simeq 3$ , perhaps as much as  $\approx 50 - 100\%$  (Rauch et al. 1997; Weinberg et al. 1997).

One of the first discoveries made possible by the High Resolution Spectrograph (HIRES, Vogt 1992) on the Keck I telescope was that the gas producing the  $\text{Ly}\alpha$  forest is *not* pristine; approximately 50% of  $\text{Ly}\alpha$  lines with  $N(\text{H I}) \geq 3 \times 10^{14} \text{ cm}^{-2}$  and nearly all lines with  $N(\text{H I}) \geq 1 \times 10^{15} \text{ cm}^{-2}$  have associated C IV  $\lambda\lambda 1548, 1550$  absorption (Tytler et al. 1995; Cowie et al. 1995;

Abundances at High Redshift ( $z = 3$ )

**Fig. 1.** Summary of our current knowledge of abundances at high redshift. Metallicity is on a log scale relative to solar, and  $N(\text{H I})$  is the column density of neutral hydrogen measured in the Ly $\alpha$  forest, Damped Ly $\alpha$  systems and Lyman break galaxies.

Songaila & Cowie 1996). These lines are simply too weak to have been detected with 4-m telescopes.

The abundance of C implied by these detections is however somewhat uncertain, primarily because neither H I nor C IV are the main ion stages of hydrogen and carbon at the temperatures and densities thought to apply in Ly $\alpha$  forest. The ionisation corrections for hydrogen in particular are between  $10^2$  and  $10^4$ , making any inferences on the metallicity highly model dependent. A working value  $[\text{C}/\text{H}] \simeq -2.5$  is commonly adopted (where as usual  $[\text{X}/\text{H}] = \log [N(\text{X})/N(\text{H})] - \log [N(\text{X})/N(\text{H})]_{\odot}$ ), but there is probably an order of magnitude dispersion about this mean within the forest (Hellsten et al. 1997; Rauch, Haehnelt, & Steinmetz 1997; Boksenberg, Sargent, & Rauch 1998).

Irrespective of the precise value of metallicity, these observations show that the products of stellar nucleosynthesis are widely distributed even at these early epochs ( $z \simeq 3$  corresponds to a look-back time of  $\approx 90\%$  of the age of the universe in an Einstein-de Sitter cosmology). It is unclear, however, whether the source of metals is relatively local to the Ly $\alpha$  lines observed, or whether the heavy elements have a more widespread, and presumably earlier, origin possibly associated with a Population III episode of star formation. The answer may be found in the metallicity of the lowest column density Ly $\alpha$  clouds, which in hydrodynamical simulations are located preferentially in regions of lower than average matter density.

In the last year two teams of HIRES observers have investigated this topic,

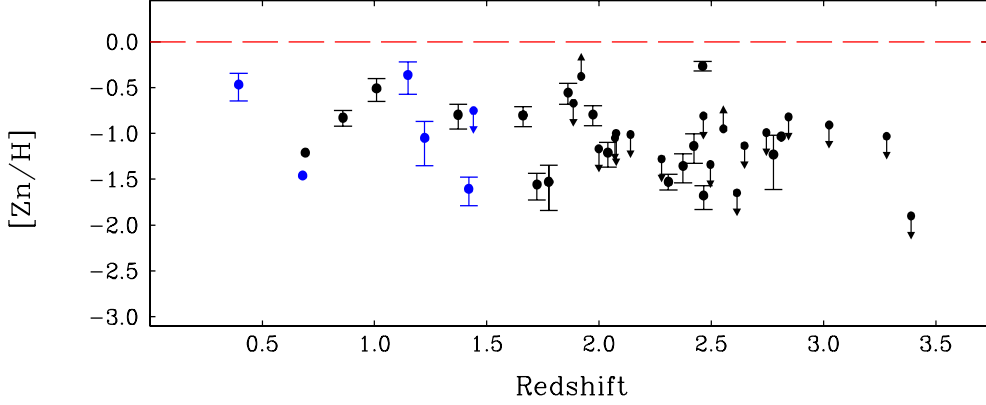
with conflicting conclusions. Lu et al. (1998) co-added the C IV regions corresponding to almost 300 Ly $\alpha$  lines but still found no composite absorption despite the high signal-to-noise ratio achieved in the stacked data ( $S/N \simeq 1860$ ). They concluded that there is a sudden downturn in the abundance of C at low column densities ( $[C/H] \leq -3.5$  when  $N(H\text{ I}) \leq 1 \times 10^{14} \text{ cm}^{-2}$ ), as predicted by most models put forward to explain the enrichment of the intergalactic medium. Cowie & Songaila (1998), on the other hand, showed that on a pixel-by-pixel basis the distributions of C IV and Ly $\alpha$  optical depths have medians which are roughly in a constant ratio all the way down to values as low  $\tau(\text{Ly}\alpha) \simeq 0.5 - 1$ . The implication is that whatever mechanism is at play for the transportation of heavy elements from the stars that produced them to the lowest density regions of the IGM, its efficiency is far higher than anticipated.

Most recently, Ellison et al. (1999) have re-examined this problem capitalising on the exceptional brightness ( $R = 15.2$ ) of the newly discovered QSO APM 08279+5255 which allowed HIRES observations at  $S/N \simeq 80$ . With the help of simulations Ellison et al. showed that inevitable differences in redshift and velocity dispersion between Ly $\alpha$  and C IV absorption complicate the interpretation of both previous studies. It appears that the question of whether there is a uniform degree of metal enrichment in the Ly $\alpha$  forest down to the lowest values of  $N(H\text{ I})$  has yet to be settled and will probably require even better data than obtained up to now.

### 3 Damped Lyman alpha Systems

Among the different components of the high- $z$  universe this is the most favourable to the investigation of chemical abundances. Over the last few years Keck observations of damped systems have produced measurements of exquisite precision (10–20% in the best cases) of a wide variety of elements from carbon to zinc (e.g. Lu et al. 1996; Prochaska & Wolfe 1999), realizing one of the cornerstones of the scientific cases made in the 1980s for the construction of 8-m class telescopes. DLAs are QSO absorption systems at the upper end of the neutral hydrogen column density distribution. Consequently,  $N(H\text{ I})$  can be accurately determined from the profile of the damping wings of the Ly $\alpha$  absorption line. Furthermore, since the gas is mostly neutral, corrections for unobserved ions are not a major concern—most elements are concentrated in the lowest stage whose ionisation potential exceeds that of H I, as is the case in local H I clouds. The main limitation for abundance studies is in accounting for the generally unknown and variable fraction of an element which has been removed from the gas phase to form interstellar dust (and therefore does not produce line absorption). By targeting Zn, which is not significantly depleted onto dust, Pettini et al. (1997) established that typical abundances at  $z \simeq 2 - 3$  are  $\approx 1/13$  of solar and that there is almost a two order of magnitude range in the level of metallicity attained by different damped systems at essentially the same cosmic epoch.

It is generally assumed, at least as a working hypothesis, that in DLAs we see the progenitors of present day disk galaxies, observed at a time when most



**Fig. 2.** Plot of the abundance of Zn against redshift for 40 DLAs from the compilation by Pettini et al. (1999a) which includes 10 systems at intermediate redshifts ( $z_{\text{abs}} = 0.4 - 1.5$ ). No evolution in the column density weighted metallicity of DLAs can be discerned in the present data set.

of their mass was still in gaseous form (e.g. Wolfe 1990). This connection rests mainly on two pieces of circumstantial evidence. First, spiral galaxies apparently contribute most of the H I cross-section in the nearby universe (Rao & Briggs 1993; Natarajan & Pettini 1997; Zwaan 1998), although it is important to bear in mind that this conclusion is drawn from the results of surveys in 21 cm emission, rather than damped Ly $\alpha$  absorption. Second,

$$\Omega_{\text{DLA}}(z = 3) \simeq 0.0025 \approx \Omega_{\text{disk stars}}(z = 0) \approx 5 \times \Omega_{\text{H I}}(z = 0) \quad (1)$$

(e.g. Fukugita, Hogan, & Peebles 1998). It has been tempting on the basis of these rough equalities to suppose that over the period from  $z = 3$  to the present the gas we see in the damped Ly $\alpha$  systems turns into today's stars, leaving a gaseous fraction of 10 – 20% in galaxies like the Milky Way. The caveats here are that all three values of  $\Omega$  above are only approximately known and, most importantly, they are only a small fraction of the baryons available;  $\Omega_{\text{DLA}} \approx \Omega_{\text{disk stars}} < 1/20\Omega_B$ . More recently it has been argued that the profiles of the metal absorption lines in DLAs are indicative of large rotating disks (Prochaska & Wolfe 1997), but even this line of evidence is open to alternative interpretations (Haehnelt, Steinmetz, & Rauch 1998; Ledoux et al. 1998; Rauch, Sargent, & Barlow 1999).

The working model of DLAs as the progenitors of today's spirals makes three straightforward predictions as we follow the evolution of these QSO absorbers from high redshift to the present time: (1) Direct imaging should reveal bright galaxies close to the QSO sight-lines; (2)  $\Omega_{\text{DLA}}$  should decrease from

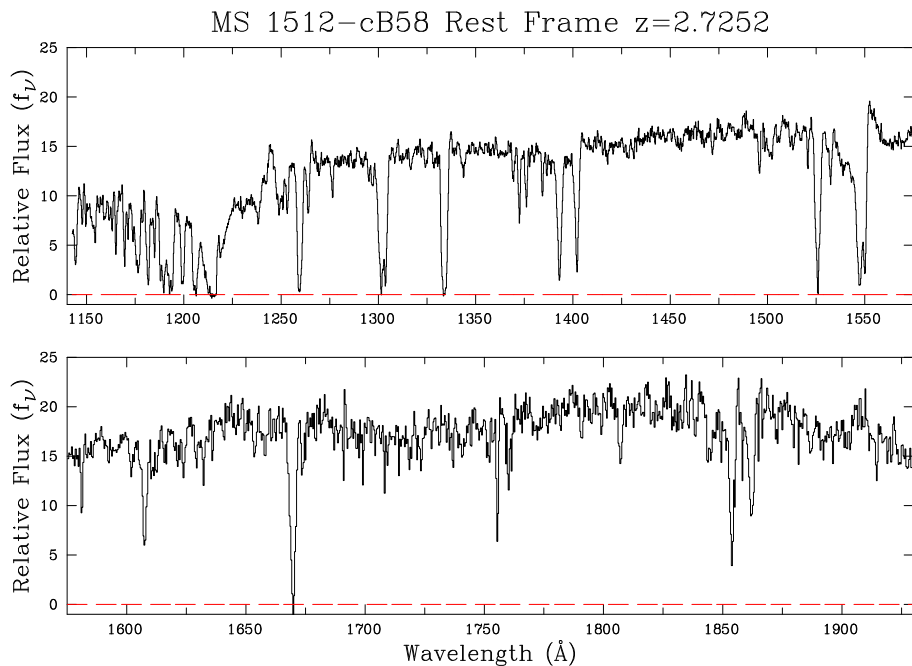
$\Omega_{\text{DLA}}(z=3)$  to  $\Omega_{\text{HI}}(z=0)$ ; and (3) the metallicity  $Z_{\text{DLA}}$  should increase from  $1/13Z_{\odot}$  (the value measured at  $z=3$ ) to  $\sim Z_{\odot}$  (Edmunds & Philipps 1997). Points (2) and (3) in particular have been central to models of global chemical evolution (e.g. Pei & Fall 1995). *None* of these predictions has been borne out by observations of DLAs at  $z \lesssim 1$ , made possible in the last couple of years by the slowly increasing archive of *HST* ultraviolet spectra. Addressing the three points above in order: (1) *HST* imaging has shown galaxies of different morphological types and luminosities to be associated with DLAs (Le Brun et al. 1997; Lanzetta et al. 1997; Rao & Turnshek 1998); (2)  $\Omega_{\text{DLA}}(z < 1) \approx \Omega_{\text{DLA}}(z > 2)$  so that there is no evidence for any redshift evolution in  $\Omega_{\text{DLA}}$  (Turnshek 1998); and (3) Similarly,  $Z_{\text{DLA}}(z < 1) \approx Z_{\text{DLA}}(z > 2)$ , as can be seen from Figure 2.

The current body of data thus points to the conclusion that known damped Ly $\alpha$  systems trace a diverse population of which the galaxies responsible for the bulk of the star formation are *not* the major component, at least at intermediate and low redshifts. With hindsight, there are probably good reasons for this. As emphasized most recently by Mo, Mao, & White (1999—see also Jimenez, Bowen, & Matteucci 1999), given a range of surface densities and a Schmidt law of star formation, the most compact galaxies will be the sites of rapid star formation, while the more diffuse, and more slowly evolving, systems will dominate the absorption cross-section. Even so, the point stressed originally by Pei & Fall (1995) still applies: a column density-weighted estimate of  $Z_{\text{DLA}}$  remains a valid measure of the metallicity of the neutral component of the universe, irrespective of the exact morphological mix, *provided no particular class of galaxy is actually excluded from the census*. It is certainly possible that current samples of DLAs miss the most metal rich galaxies, simply because any QSOs which happen to lie behind them (as viewed from Earth) would suffer sufficient dust extinction to be excluded from magnitude limited samples. This bias is likely to be most significant at  $z < 1.5$ , given the relatively small aperture of *HST* (the only instrument which can record a damped Ly $\alpha$  absorption line at wavelengths below 3050 Å). It remains to be seen how severe an effect dust bias really is at  $z = 2 - 3$ .

## 4 Lyman Break Galaxies

Large telescopes have now brought within our reach *direct* spectroscopic studies of high redshift galaxies. The success of the Lyman break technique has exceeded even the most optimistic expectations (e.g. Steidel & Hamilton 1992), with the current tally standing at more than 600 galaxies with measured redshifts  $z > 2.5$  whereas none were known only three years ago (Steidel et al. 1998a). The technique is essentially a very efficient photometric selection. By targeting the inherent spectral discontinuity due to the ionization edge of hydrogen at a rest wavelength  $\lambda_0 = 912$  Å, it is possible to design volume limited surveys within well defined redshift intervals determined by one's choice of filters.

By selecting objects on the basis of their rest frame ultraviolet colours, the Lyman break method naturally picks out galaxies with on-going star formation

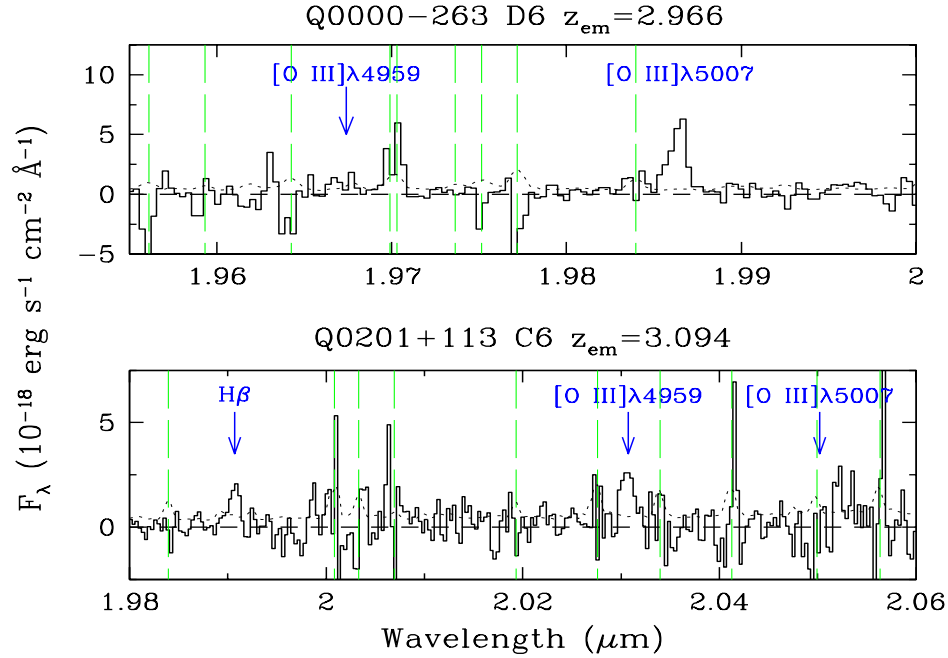


**Fig. 3.** Spectrum of the  $V = 20.64$ ,  $z = 2.7252$  galaxy MS 1512-cB58 obtained with LRIS on the Keck I telescope in May and August 1996. In the blue spectrum (top panel) we reached  $S/N \simeq 50$  per pixel at a resolution of  $3.0 \text{ \AA}$  FWHM with a total exposure time of 11 400 s. The strongest absorption lines are mostly of interstellar origin. (Pettini et al. 1999b, in preparation).

activity. It is therefore no surprise to find that their spectra resemble closely those of local starburst galaxies and are characterised by a blue continuum, strong stellar and interstellar absorption lines and generally weak  $\text{Ly}\alpha$  emission. Lyman break galaxies are clearly as close as we get to the production sites of heavy elements and it is here above all else that we would like to focus our abundance studies. It is therefore somewhat ironical that, notwithstanding the exceptionally high quality of some of the data (Figure 3 is the best example), their rich UV spectra are singularly ill-suited to accurate abundance determinations.

The large equivalent widths of the saturated interstellar lines ( $W_0 \simeq 2 - 4 \text{ \AA}$  in Figure 3) are an indication that the interstellar media of these galaxies are stirred to large velocity dispersions—presumably by the high supernova rate which must accompany the star formation activity we see, and do not directly measure the metal content of the gas. It is true that in local starburst galaxies there appears to be a rough correlation between these equivalent widths and the underlying abundances (Heckman et al. 1998). However it is unclear whether this

trend, which ultimately has its origin in the metallicity – luminosity relation, also applies at high redshift and, in any case, it only gives a rough statistical measure of metallicity. Stellar photospheric lines do not help either, as they are more sensitive to temperature and density than abundance. The terminal velocity of high ionisation lines produced in the expanding atmospheres of O and B supergiants may be more promising, since metallicity does play an important part in the coupling of radiative and mechanical energies, but a proper calibration has yet to be established (see Claus Leitherer’s contribution to these proceedings for a detailed discussion of all these issues).



**Fig. 4.** Examples of *UKIRT* near-IR spectra of Lyman break galaxies, reproduced from Pettini et al. (1998). The positions of the nebular emission lines covered are indicated. The short-dash line shows the  $1\sigma$  error applicable to each spectrum. The vertical long-dash lines mark the locations of the strongest sky OH emission features; although they have been subtracted out, large residuals can remain in cases where the sky lines are saturated. The exposure times were 21 600 and 18 000 s for Q0000-263 D6 and Q0201+113 C6 respectively.

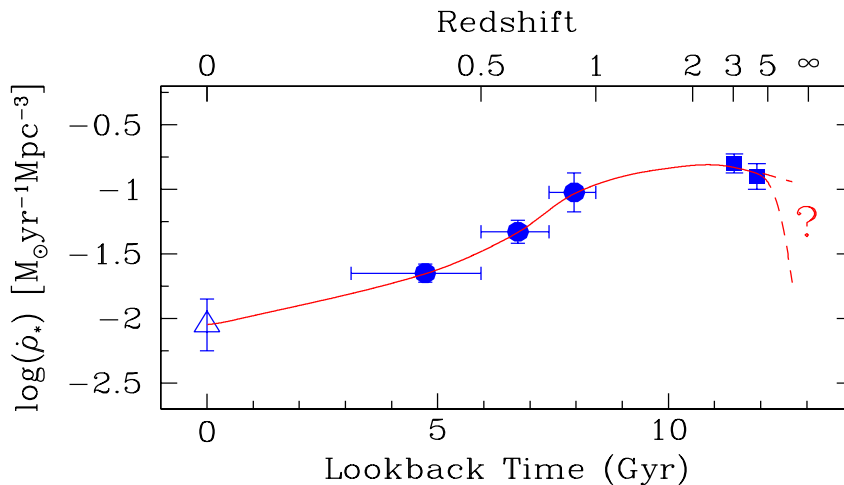
In my view the best prospects for determining the degree of metal enrichment of Lyman break galaxies are offered by the familiar  $R_{23}$  method which relates the strength of [O II] and [O III] emission to H $\beta$  (Pagel et al. 1979; Kobulnicky, Kennicutt, & Pizagno 1999). At  $z \simeq 3$  these lines are redshifted into the near



infrared, but with a large sample of objects it is possible to select redshifts which place them in gaps between the much stronger OH sky lines. Pilot observations with CGS4 on UKIRT have demonstrated the feasibility of this approach (see Figure 4); we now await the availability of near-IR high resolution spectrographs on large telescopes, such as ISAAC in the VLT, to exploit the method in full. Ultimately, we shall need *NGST* for a full coverage of the nebular spectra from the H II regions of these distant galaxies (Kennicutt 1998).

## 5 Epilogue: Where are the Metals at High Redshift?

I suspect that one's reaction to the work reviewed above will depend very much on one's background. Cosmologists may be excited by the mere fact that we can begin to address observationally the whole question of chemical abundances in the distant universe, when 10 years ago this was an area beyond our reach. On the other hand, astronomers who for many years have been accustomed to measuring abundances in stars and nearby galaxies with a great deal of precision will rightly view the results I have presented as rudimentary and preliminary. Given the gaps in our knowledge so evident from Figure 1, it may seem somewhat foolish to even attempt a census of metals at high redshift, but I will go ahead with it anyway!



**Fig. 5.** The comoving star formation rate density  $\dot{\rho}_*$  vs. lookback time compiled from wide angle, ground based surveys (Steidel et al. 1999a and references therein). The data shown are for a  $H_0 = 50 \text{ km s}^{-1} \text{ Mpc}^{-1}$ ,  $q_0 = 0.5$  cosmology.

Figure 5 shows the most recent version of a plot first constructed by Madau

et al. (1996) which attempts to trace the ‘cosmic star formation history’ by following the redshift evolution of the comoving luminosity density of star forming galaxies. Over the past two years this plot has changed considerably. The star formation rates derived from UV continuum luminosities (filled symbols in Figure 5) have increased by factors of  $\sim 3$  and  $\sim 5$  at  $z \leq 1$  and  $z \geq 3$  respectively to account for attenuation of the emergent starlight by dust (these corrections have been deduced by comparing SFRs derived from the UV continuum and from Balmer lines—Tresse & Maddox 1998; Glazebrook et al. 1999, Pettini et al. 1998). Furthermore, there is no longer evidence for an epoch of enhanced star formation at  $z \simeq 1-2$ , but rather the best estimates available at present favour a roughly constant star formation activity between  $z \simeq 1$  and  $\sim 4$ , and probably push the end of the ‘dark ages’, when the universe became reionised, to  $z \gtrsim 5$ . The decline in  $\dot{\rho}_*$  from  $z = 3$  to 4 reported by Madau et al. (1996) now appears to have been due to cosmic variance in the small volumes probed by the *Hubble Deep Field* (Steidel et al. 1999a).

These changes have highlighted the many uncertainties which still apply to the plot in Figure 5, such as unquantified selection effects in the way high- $z$  galaxies are picked out in the first place; incomplete knowledge of the luminosity function at different redshifts, particularly at the faint end; and total ignorance of the IMF and dust extinction law which apply to these early episodes of star formation. It is therefore likely that Figure 5 will undergo further revisions as future surveys improve our knowledge of distant galaxies (e.g. Cowie, Songaila, & Barger 1999). However, if we assume for a moment that we have the story about right, some interesting consequences follow.

The first question one may ask is: “*What is the total mass in stars obtained by integrating under the curve in Figure 5?*” The data points in Figure 5 were derived assuming a Salpeter IMF (with slope  $-1.35$ ) between  $M = 100 M_\odot$  and  $0.1 M_\odot$ . However, Leitherer (1998) has argued that the scaling normally used to convert the observed UV luminosity into a SFR overestimates the SFR by a factor of 2.5 if, more realistically, the IMF flattens below  $1 M_\odot$ . With Leitherer’s correction,<sup>2</sup>

$$\int_0^{13 \text{ Gyr}} \dot{\rho}'_* dt \simeq 3.3 \times 10^8 M_\odot \text{ Mpc}^{-3} = 0.0043 \rho_{\text{crit}} \approx \Omega_{\text{stars}} \rho_{\text{crit}} \quad (2)$$

where  $\rho_{\text{crit}} = 7.7 \times 10^{10} h_{50}^2 M_\odot \text{ Mpc}^{-3}$  and  $\Omega_{\text{stars}}$  is the fraction of the closure density contributed by stars at  $z = 0$  (Fukugita et al. 1998). Thus, within the rough accuracy with which this accounting can be done, the star formation history depicted in Figure 5 is apparently sufficient to produce the entire stellar content, in disks and spheroids, of the present day universe. Note also that  $\approx 1/4$  of today’s stars were made before  $z = 2.5$  (the uncertain extrapolation of  $\dot{\rho}_*$  beyond  $z = 4$  makes little difference).

<sup>2</sup> We have not applied this correction directly to Figure 5 in order not to confuse the comparison with earlier versions of this plot.

We can also ask: “*What is the total mass of metals produced by  $z = 2.5$ ?*” (this being the redshift at which the most extensive set of abundance measurements at high  $z$  is available). Using the conversion factor  $\dot{\rho}_{\text{metals}} = 1/42 \dot{\rho}_*$  to relate the comoving density of ejected metals to the star formation rate density (Madau et al. 1996) we find

$$\int_{11 \text{ Gyr}}^{13 \text{ Gyr}} \dot{\rho}_{\text{metals}} dt \simeq 4.5 \times 10^6 M_{\odot} \text{ Mpc}^{-3} \simeq 0.04 \times (\Omega_B \times 0.0189) \quad (3)$$

where for the density of baryons we adopt  $\Omega_B = 0.076 \Omega$  (§1 above) and 0.0189 is the mass fraction of elements heavier than helium for solar metallicity (Anders & Grevesse 1989). In other words, the amount of metals produced by the star formation we *see* at high redshift (albeit corrected for dust extinction) is sufficient to enrich the whole baryonic content of the universe at  $z = 2.5$  to  $\approx 1/25$  of solar metallicity. Note that this conclusion does not depend sensitively on the IMF.

TABLE 1  
CENSUS OF METALS AT  $z = 2.5^a$

Component	$\Omega^b$	$Z^c$	$\Omega_Z^d$
<b>Observed:</b>			
DLAs	0.0025	0.07	0.002
Ly $\alpha$ Forest	0.05 – 0.08	0.003	0.002 – 0.003
Lyman Break Galaxies	?	0.3? <sup>e</sup>	?
Hot Gas in Galactic Halos and Proto-clusters	?	?	?
<b>Predicted:</b>			
All Baryons (BBNS)	0.076		
Metals Ejected from Lyman Break Galaxies			0.04

<sup>a</sup>All entries are for  $H_0 = 50 \text{ km s}^{-1} \text{ Mpc}^{-1}$ ;  $q_0 = 0.5$ .

<sup>b</sup>In units of the closure density  $\rho_{\text{crit}} = 7.7 \times 10^{10} h_{50}^2 M_{\odot} \text{ Mpc}^{-3}$ .

<sup>c</sup>In units of solar metallicity (0.0189 by mass).

<sup>d</sup>In units of  $\Omega_{Z_{\odot}} = \Omega_B \times Z_{\odot} = 1.4 \times 10^{-3}$ .

<sup>e</sup>Leitherer, these proceedings.

As can be seen from Table 1, this leaves us with a serious ‘missing metals’ problem which has already been noted by Pagel (1998). The metallicity of damped Ly $\alpha$  systems is in the right ball-park, but  $\Omega_{\text{DLA}}$  is only a small fraction

of  $\Omega_B$ . Conversely, while the Ly $\alpha$  forest may account for a large fraction of the baryons, its metal content is one order of magnitude too low. Therefore, when we add up all the metals which have been measured with some degree of confidence up to now, we find that they account for no more than  $\approx 10\%$  of what we expect to have been produced and released by  $z = 2.5$  (last column of Table 1). Lyman break galaxies are unlikely to make up the shortfall, even though their metallicity may already be high at these redshifts. However, large-scale outflows of metal-enriched material are commonly seen in these galaxies (e.g. Pettini et al. 1998), and it is therefore possible that the missing metals are to be found far from their production sites, in hot gas in galactic halos and proto-clusters, as argued for example by Renzini (1998). Such gas has already been seen in both absorption and emission (Kirkman & Tytler 1997, 1999; Steidel et al. 1998b; Steidel et al. 1999b, in preparation), although we have no idea yet of its metallicity and baryon content. Filling in this major gap in the metal budget at high redshift is undoubtedly one of the priorities for abundance studies as we enter the VLT era.

I am very grateful to the organisers of this most fruitful meeting for inviting me, to my collaborators in the various projects described in this article, and to Bernard Pagel and Mike Edmunds for illuminating discussions.

## References

- Anders, E., & Grevesse, N. 1989, *Geochim. Cosmochim. Acta*, 53, 197
- Boksenberg, A., Sargent, W.L.W., & Rauch, M. 1998, in *The Birth of Galaxies*, ed. B. Guiderdoni, F.R. Bouchet, Trinh X. Thuan, & Trinh Thanh Van (Paris: Editions Frontieres), in press (astro-ph/9810502)
- Burles, S., & Tytler, D. 1998, *ApJ*, 507, 732
- Cowie, L.L., & Songaila, A. 1998, *Nature*, 394, 44
- Cowie, L.L., Songaila, A., & Barger, A.J. 1999, *AJ*, submitted
- Cowie, L.L., Songaila, A., Kim, T.-S., & Hu, E. 1995, *AJ*, 109, 1522
- Edmunds, M.G., & Phillipps, S. 1997, *MNRAS*, 292, 733
- Ellison, S.L., Lewis, G.F., Pettini, M., Sargent, W.L.W., Chaffee, F.H., & Irwin, M.J. 1999, *ApJ*, submitted
- Fukugita, M., Hogan, C.J., & Peebles, P.J.E. 1998, *ApJ*, 503, 518
- Glazebrook, K., Blake, C., Economou, F., Lilly, S., & Colless, M. 1999, *MNRAS*, in press (astro-ph/9808276)
- Haehnelt, M.G., Steinmetz, M., & Rauch, M. 1998, *ApJ*, 495, 647
- Heckman, T.M., Robert, C., Leitherer, C., Garnett, D.R., & van de Rydt, F. 1998, *ApJ*, 503, 646
- Hellsten, U., Dave, R., Hernquist, L., Weinberg D., & Katz, N. 1997, *ApJ*, 487, 482
- Jimenez, R., Bowen, D.V., & Matteucci, F. 1999, *ApJ*, submitted (astro-ph/9812040)
- Kennicutt, R.C. 1998, in *The Next Generation Space Telescope: Science Drivers and Technological Challenges*, ESA SP-429, 81
- Kirkman, D., & Tytler, D. 1997, *ApJ*, 489, L123
- Kirkman, D., & Tytler, D. 1999, preprint (astro-ph/9901253)
- Kobulnicky, H.A., Kennicutt, R.C., & Pizagno, J.L. 1999, *ApJ*, in press (astro-ph/9811006)

- Lanzetta, K.M., et al. 1997, *AJ*, 114, 1337
- Le Brun, V. Bergeron, J., Boissé, P., & Deharveng, J.M. 1997, *A&A*, 321, 733
- Ledoux, C., Petitjean, P., Bergeron, J., Wampler, E.J., & Srianand, R. 1998, *A&A*, 337, 51
- Leitherer, C. 1998, in *Dwarf Galaxies and Cosmology*, ed. Trinh X. Thuan, C. Balkowski, V. Cayatte, & Trinh Thanh Van (Paris: Editions Frontieres), in press (STScI preprint no. 1254)
- Lu, L., Sargent, W.L.W., Barlow, T.A., Churchill, C.W., & Vogt, S.S. 1996, *ApJS*, 107, 475
- Lu, L., Sargent, W.L.W., Barlow, T.A., & Rauch, M. 1998, in preparation (astro-ph/9802189)
- Madau, P., Ferguson, H.C., Dickinson, M.E., Giavalisco, M., Steidel, C.C., & Fruchter, A. 1996, *MNRAS*, 283, 1388
- Mo, H.J., Mao, S., & White, S.D.M. 1999, *MNRAS*, in press (astro-ph/9807341)
- Natarajan, P., & Pettini, M. 1997, *MNRAS*, 291, L28
- Pagel, B.E.J. 1998, in *ASP Conf. Series The Low Surface Brightness Universe*, ed. J.I. Davies, C. Impey, & S. Phillipps (San Francisco: ASP), in press.
- Pagel, B.E.J., Edmunds, M.G., Blackwell, D.E., Chun, M.S., & Smith, G. 1979, *MNRAS*, 189, 95
- Pei, Y.C., & Fall, S.M. 1995, *ApJ*, 454, 69
- Petitjean, P., Webb, J.K., Rauch, M., Carswell, R.F., & Lanzetta, K. 1993, *MNRAS*, 262, 499
- Pettini, M., Ellison, S.L., Steidel, C.C., & Bowen, D.V. 1999a, *ApJ*, 510, 576
- Pettini, M., Kellogg, M., Steidel, C.C., Dickinson, M., Adelberger, K.L., & Giavalisco, M. 1998, *ApJ*, 508, 539
- Pettini, M., Smith, L.J., King, D.L., & Hunstead, R.W. 1997, *ApJ*, 486, 665
- Prochaska, J.X., & Wolfe, A.M. 1997, *ApJ*, 487, 73
- Prochaska, J.X., & Wolfe, A.M. 1999, *ApJ*, in press (astro-ph/9810381)
- Rao, S., & Briggs, F. 1993, *ApJ*, 419, 515
- Rauch, M. et al. 1997, *ApJ*, 489, 7
- Rauch, M., Haehnelt, M., & Steinmetz, M. 1997, *ApJ*, 481, 601
- Rauch, M., Sargent, W.L.W., & Barlow, T.A. 1999, *ApJ*, in press (astro-ph/9812027)
- Renzini, A. 1998, in *The Birth of Galaxies*, ed. B. Guiderdoni, F.R. Bouchet, Trinh X. Thuan, & Trinh Thanh Van (Paris: Editions Frontieres), in press (astro-ph/9810304)
- Sargent W. L. W., Young, P. J., Boksenberg, A., Tytler, D. 1980, *ApJS*, 42, 41
- Songaila, A., & Cowie, L.L. 1996, *AJ*, 112, 335
- Steidel, C.C., & Hamilton, D. 1992, *AJ*, 104, 941
- Steidel, C.C., Adelberger, K.L., Dickinson, M., Giavalisco, M., & Pettini, M. 1998a, in *The Birth of Galaxies*, ed. B. Guiderdoni, F.R. Bouchet, Trinh X. Thuan, & Trinh Thanh Van (Paris: Editions Frontieres), in press (astro-ph/9812167)
- Steidel, C.C., Adelberger, K.L., Dickinson, M., Giavalisco, M., Pettini, M., & Kellogg, M. 1998b, *ApJ*, 492, 428
- Steidel, C.C., Adelberger, K.L., Giavalisco, M., Dickinson, M., & Pettini, M. 1999a, *ApJ*, in press (astro-ph/9811399)
- Tresse, L., & Maddox, S.J. 1998, *ApJ*, 495, 691
- Turnshek, D.A. 1998, in *Structure and Evolution of the Intergalactic Medium from QSO Absorption Line Systems*, ed. P. Petitjean, & S. Charlot (Paris: Editions Frontieres), 263
- Turner, M.S. 1999, *Physica Scripta*, in press (astro-ph/9901109)

- Tytler, D., Fan, X.-M., Burles, S., Cottrell, L., Davis, C., Kirkman, D., Zuo, L. 1995, in QSO Absorption Lines, ed. G. Meylan (Berlin: Springer), 289
- Vogt, S.S. 1992, High Resolution in Spectroscopy with the VLT, ed. M.H. Ulrich (Garching: ESO), 223
- Weinberg, D.H., Katz, N., & Hernquist, L. 1998, in ASP Conf. Series 148, Origins, ed. C.E. Woodward, J.M. Shull, & H.A. Thronson (San Francisco: ASP), 21
- Weinberg, D.H., Miralda-Escude, J., Hernquist, L., & Katz, N. 1997, ApJ, 490, 564
- Wolfe, A.M. 1990, in The Interstellar Medium in Galaxies, ed. H.A. Thronson & J.M. Shull, (Dordrecht: Kluwer), 387
- Zwaan, M. 1998, in Dwarf Galaxies and Cosmology, ed. Trinh X. Thuan, C. Balkowski, V. Cayatte, & Trinh Thanh Van (Paris: Editions Frontieres), in press (astro-ph/9806260)