

# FIRST RESULTS FROM THE KASCADE AIR SHOWER EXPERIMENT\*

K.-H. Kampert<sup>b,a,†</sup>, T. Antoni<sup>a</sup>, W.D. Apel<sup>a</sup>, K. Bekk<sup>a</sup>, K. Bernlöhr<sup>a</sup>,  
E. Bollmann<sup>a</sup>, H. Bozdog<sup>c</sup>, I.M. Brancus<sup>c</sup>, A. Chilingarian<sup>d</sup>, K. Daumiller<sup>b</sup>,  
P. Doll<sup>a</sup>, J. Engler<sup>a</sup>, M. Fessler<sup>a</sup>, H.J. Gils<sup>a</sup>, R. Glasstetter<sup>b</sup>, R. Haeusler<sup>a</sup>,  
W. Hafemann<sup>a</sup>, A. Haungs<sup>a</sup>, D. Heck<sup>a</sup>, T. Holst<sup>a</sup>, J. Hörandel<sup>b</sup>, J. Kempa<sup>c</sup>,  
H.O. Klages<sup>a</sup>, J. Knapp<sup>b</sup>, H.J. Mathes<sup>a</sup>, H.J. Mayer<sup>a</sup>, J. Milke<sup>a</sup>, D. Mühlenberg<sup>a</sup>,  
J. Oehlschläger<sup>a</sup>, M. Petcu<sup>c</sup>, H. Rebel<sup>a</sup>, M. Risse<sup>a</sup>, M. Roth<sup>a</sup>, G. Schatz<sup>a</sup>,  
H. Schieler<sup>a</sup>, F.K. Schmidt<sup>b</sup>, T. Thouw<sup>a</sup>, H. Ulrich<sup>a</sup>, B. Vulpescu<sup>c</sup>, J. Weber<sup>a</sup>,  
J. Wentz<sup>a</sup>, T. Wibig<sup>e</sup>, T. Wiegert<sup>a</sup>, D. Wochele<sup>a</sup>, J. Wochele<sup>a</sup>, J. Zabierowski<sup>e</sup>

— KASCADE Collaboration —

<sup>a</sup> *Institut für Kernphysik, Forschungszentrum Karlsruhe, and*

<sup>b</sup> *Inst. für Exp. Kernphysik, Universität Karlsruhe, D-76021 Karlsruhe, Germany,*

<sup>c</sup> *Inst. of Physics and Nuclear Engineering, RO-7690 Bucharest, Romania,*

<sup>d</sup> *Cosmic Ray Division, Yerevan Physics Inst., Yerevan 36, Armenia,*

<sup>e</sup> *Inst. for Nuclear Studies and Dept. of Exp. Physics, University of Lodz, PL-90950  
Lodz, Poland*

The extensive air shower (EAS) experiment KASCADE has started data taking at the laboratory site of the Forschungszentrum Karlsruhe. The major goal is to determine the elemental composition of the primary cosmic ray particles in the energy range around and above the knee at  $E_k \approx 5 \cdot 10^{15}$  eV. Here, we shall discuss some results on tests of hadronic interaction models required for air shower simulations, present the ‘knee’ in particle size distributions of electrons, muons, and hadrons, and finally discuss preliminary results on the elemental composition which are based on event-by-event measurements of the muon/electron ratio. The great advantage over previous analyses which were based purely on *average* numbers of samples of events is emphasized. The KASCADE data, analyzed in variety of different approaches, favor an increasingly heavier composition above the knee.

## 1 Introduction

The origin and acceleration mechanism of ultra-high energy cosmic rays have been subject to debate for several decades. Mainly for reasons of the required power the dominant acceleration sites are generally believed to be supernova remnants in the Sedov phase. Naturally, this leads to a power law spectrum as is observed experimentally. Detailed examination suggests that this process is limited to  $E/Z \lesssim 10^{15}$  eV. Curiously, the CR spectrum steepens at approx.  $5 \times 10^{15}$  eV, indicating that the ‘knee’ may be related to the upper limit of

---

\*Talk given at the Second Meeting on New Worlds in Astroparticle Physics, University of the Algarve, Faro, Portugal, September 1998

†E-Mail: [kampert@ik1.fzk.de](mailto:kampert@ik1.fzk.de)

acceleration. A change in the CR propagation with decreasing galactic containment has also been considered. A key observable for understanding the origin of the knee and distinguishing the SN acceleration model from other proposed mechanisms, is given by the mass composition of CR particles and by possible variations across the knee (see e.g. Ref.<sup>1</sup>). Unfortunately, beyond the knee little is known about the CR's other than their energy spectrum <sup>2</sup>. The low flux of particles ( $\sim 1 \text{ m}^{-2}\cdot\text{year}^{-1}$  above the knee) puts strong demands on the collection power of the experiments, such as can only be achieved by extended air shower (EAS) arrays at ground level. Sampling detector systems with typical coverages of less than one percent can be used for registration of such EAS. However, this indirect method of detection bears a number of serious difficulties in the interpretation of the data and requires detailed modeling of the air shower development and detector responses. It is well known, that a number of characteristics of EAS depends on the energy per nucleon of the primary nucleus, notably the ratio of electron to muon numbers, the energy of the hadrons in the shower, the shapes of the lateral distributions of the various components of the shower, etc. The basic concept of the KASCADE experiment is to measure a large number of these parameters in each individual event in order to verify the consistency of EAS simulations and to determine both the energy and mass of the primary particles from the experimental data on a reliable basis.

## 2 Layout and Status of the Experiment

KASCADE (Karlsruhe Shower Core and Array Detector) is located on the laboratory site of the Forschungszentrum Karlsruhe, Germany (at 8° E, 49° N, 110 m a.s.l.). In brief, it consists of three major components (see Fig.1);

1. A scintillator array comprising 252 detector stations of electron and muon counters arranged on a grid of  $200 \times 200 \text{ m}^2$ .
2. A central detector system ( $320 \text{ m}^2$ ) with a highly-segmented hadronic calorimeter, read out by 40,000 channels of warm liquid ionization chambers, a scintillator trigger plane in the third layer, and at the very bottom, 2 layers of positional sensitive MWPC's for muon tracking at  $E_\mu \geq 2 \text{ GeV}$ .
3. A  $48 \times 5.4 \text{ m}^2$  tunnel housing three layers of positional sensitive limited streamer tubes for muon tracking at  $E_\mu \geq 0.8 \text{ GeV}$ . This part of the experiment will be fully operational by summer 1999 and has not been available for the data analysis presented below.

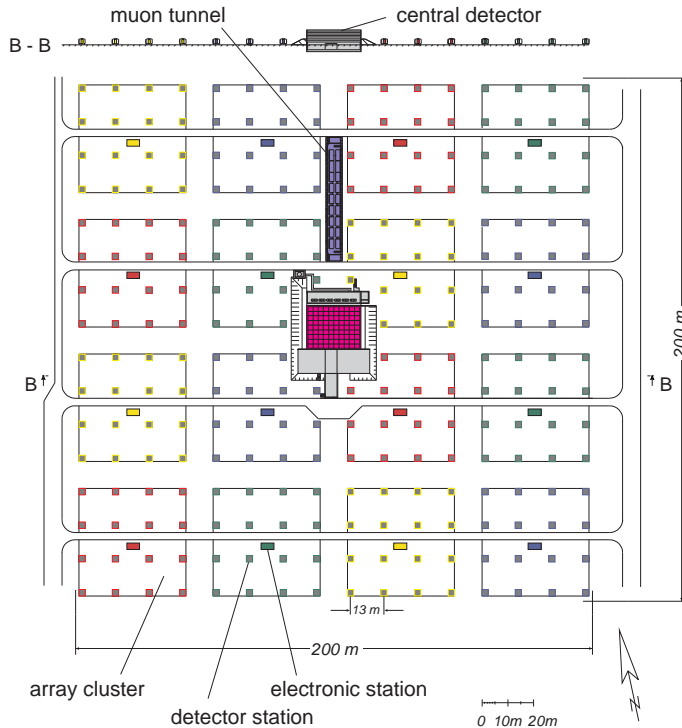


Figure 1: Schematic layout of the KASCADE experiment.

More details about the experiment can be found in Refs. <sup>3,4</sup>. First data taking has started in late 1995 with large parts of the experiment in stand-alone mode. Correlated data are being collected with some parts of the experiment since April 1996 and with its full set-up since early 1998. By the time of writing this report, more than 160 Mio. events have been collected in a very stable mode with a trigger threshold corresponding to  $E \sim 4 \cdot 10^{14}$  eV.

### 3 First Results

The central detector system is a unique feature of KASCADE and opens a new window to EAS. Firstly, high energy hadrons ( $E_h \gtrsim 50$  GeV) detected within the core of EAS provide important information about the quality of hadronic interaction models used for EAS simulations. Secondly, observables

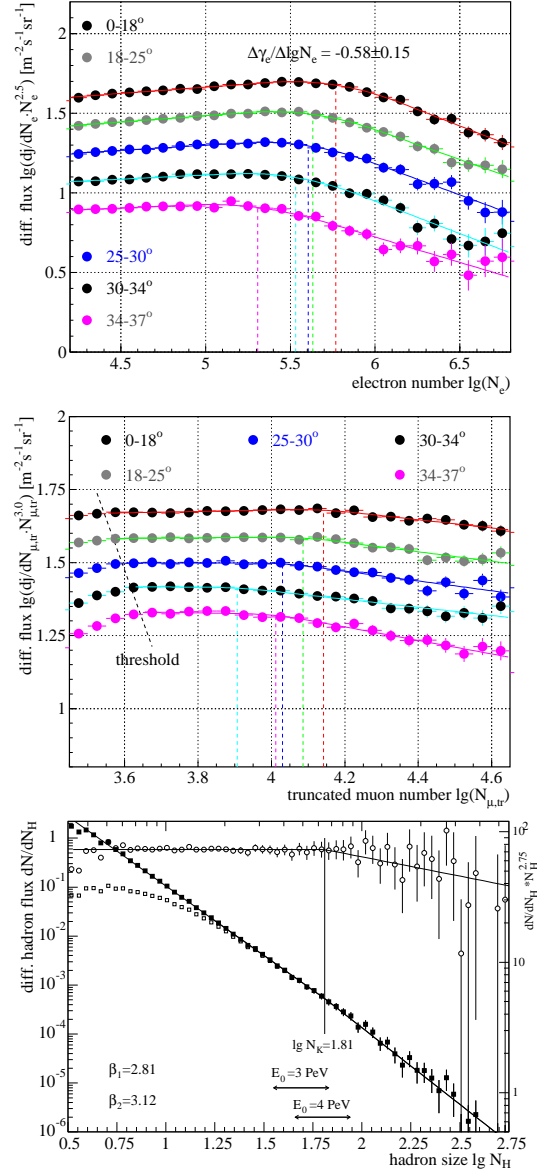


Figure 2: Electron, muon, and hadron size distributions.

extracted from the shower core exhibit a strong sensitivity to the mass of primary particle, particularly in the energy range below the knee. Detailed investigations have been performed to compare CORSIKA simulations<sup>5</sup> using different hadronic interaction models (QGSJET, VENUS, SIBYLL) with experimental data<sup>6</sup>. Generally, the SIBYLL model, traditionally being used in EAS simulations, results in a very poor description of the experimental data. This is most obviously exemplified in the energy spectrum and spatial distribution of high energy hadrons<sup>6</sup>. The observed discrepancy may only partly be attributed to a deficit in the predicted muon number by SIBYLL. On the other hand, VENUS and particularly QGSJET are found to describe most experimental data reasonably well when assuming an increasingly heavier composition with increasing energy. Significant deviations start to show up only for muon sizes corresponding to primary energies larger than  $\sim 10^{16}$  eV. As the present analysis is limited to the knee region, this is of no major concern for the results presented below. Nevertheless, a new and improved model based on VENUS and QGSJET is expected to become available soon<sup>7</sup>.

Shower size spectra may be considered *direct* observables of EAS, because they are extracted from the experimental data, basically independent from any simulation. The experimental set-up of KASCADE allows independent measurements of all three shower components, i.e. electrons, muons, and hadrons. After determination of the shower axis from the scintillator array, the different shower sizes are calculated by fitting the measured respective distributions of lateral particle density to NKG-like parametrisations and calculating their two-dimensional integral in appropriate regions (electrons: 0- $\infty$ , muons: 40-200 m, hadrons: 0-24 m). This yields the electron size  $N_e$ , truncated muon size  $N_\mu^{\text{tr}}$ , and hadron size  $N_h$ , respectively. The results are shown in Fig. 2. Electron and muon size distributions are – because of superior statistics – given for different bins of zenith angles. In each of these distributions, a knee is clearly visible. The variation of the knee position with zenith angle is found to be in accordance with simulations and translates into an attenuation length of  $230 \pm 37$  g/cm<sup>2</sup> and  $488 \pm 65$  g/cm<sup>2</sup> for electrons and muons, respectively. Averaged over zenith angle, the electron, muon, and hadron size indices are measured to be  $\gamma_e \simeq -2.43 \pm 0.10$ ,  $-2.88 \pm 0.11$ ,  $\gamma_\mu = -2.99 \pm 0.11$ ,  $-3.16 \pm 0.20$ ,  $\gamma_h = -2.81 \pm 0.04$ ,  $-3.12 \pm 0.11$  below and above the knee, respectively. The indices of the shower size distributions  $dJ/dN_x$  are related to the primary energy spectrum by the relation  $\frac{dJ}{dE_0} = \frac{dJ}{dN_x} \frac{dN_x}{dE_0}$ . Taking the second factor from CORSIKA simulations we then obtain  $\gamma_{\text{prim}} = 2.75 \pm 0.11$ ,  $3.04 \pm 0.16$  for the primary energy spectrum below and above the knee, respectively. The knee position is found at  $E_k \simeq 4$  PeV. We like to point out, that a consistent description for all particle species can only be obtained, if an *increasingly heavier*

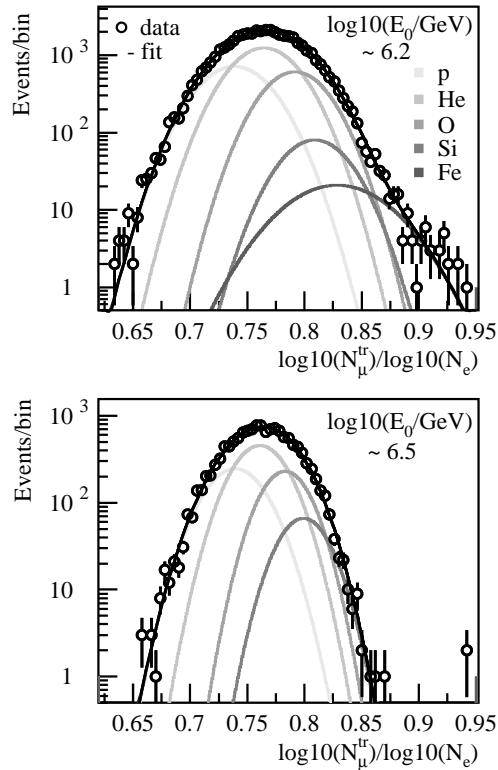


Figure 3: Distribution of the  $\log N_{\mu}^{tr} / \log N_e$  sizes. The open circles represent the experimental data. The lines are fits to CORSIKA/QGSJET simulations for different primary particles as indicated. The sum of these simulated distributions is made to fit the experimental data.

composition is assumed above the knee.

A direct link to the mass of the primary particle is given by the muon to electron ratio which in KASCADE can be measured on an event-by-event basis. An example of such an analysis is presented in Fig. 3 for two different muon-size bins, one below and one above the knee. Results of CORSIKA simulations for different primary elements are shown by the grey lines<sup>8</sup>. In order to extract the elemental composition at this energy (i.e. muon-size), the relative weights of the simulated distributions are fitted to the experimental data. The sum of the distributions is shown by the black line, demonstrating the perfect fit to the data. This is remarkable, because the left hand tail of the experimental data is matched perfectly by the proton simulations while

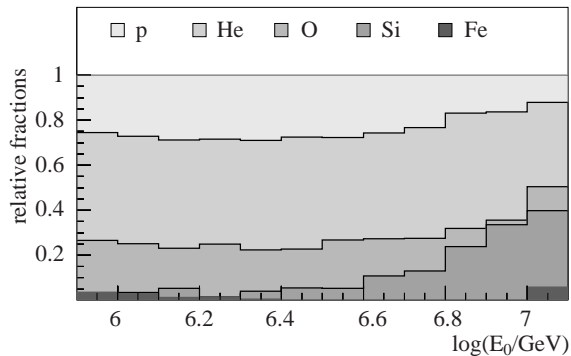


Figure 4: Extracted composition based on CORSIKA/QGSJET simulations (preliminary data). The relative fractions are visualized by their respective areas.

the right hand tail is matched by the iron simulations. Furthermore, the width of the fluctuations observed in the data seem to be inconsistent with a pure single mass component. Evidently, such kind of analyses are superior to those, where only mean values of distributions can be compared.

Comparing the deconvolution of the two distributions in Fig. 3, one observes a significant change from a light to a medium-heavy dominated composition. This change of the composition is summarized in Fig. 4. Here, the relative contributions are plotted as a function of the primary energy, with the latter being extracted from the muon size and taking into account the extracted mass composition. Above 4 PeV ( $\log(E/\text{GeV}) \simeq 6.6$ ) an increasing fraction of heavy primaries is observed.

#### 4 Summary and Conclusions

Preliminary data of KASCADE have been presented. For the first time, a knee is observed in the electron, muon, and hadron size spectra, indicating that the knee is an inherent feature of the primary energy spectrum. The steep electron size spectrum above the knee can only be explained to be consistent with the muon size spectrum, if the composition above the knee gradually changes from light to heavy. Furthermore, the new quality of data allows to extract the muon-to-electron ratio on an event-by-event basis, thereby giving a direct link to the mass of the primary particle. A deconvolution into different elemental groups again results in an increasing fraction of Si+Fe primaries above the knee. The results are confirmed also by related analyses of KASCADE observables (lateral distributions, shower-core parameters, etc.). Multiparameter

analyses with more sophisticated classification schemes are under development in order to include all relevant observables simultaneously. In parallel, hadronic event generators need further attention particularly at energies above  $10^{16}$  eV but EAS data such as obtained from KASCADE may serve as vital input.

### References

1. E.G. Berezhko, *25th ICRC Durban 1997*, Vol. 8, p281 (1998)
2. A.A. Watson, *25th ICRC Durban 1997*, Vol. 8, p257 (1998)
3. P. Doll et al., Kernforschungszentrum Karlsruhe, Report KfK 4648 (1990)
4. H.O. Klages et al., (KASCADE Collaboration), *Proc. 9th ISVHECRI, Karlsruhe 1996, Nucl. Phys. B (Proc. Suppl.) 52B (1997) 92*
5. D. Heck et al., (KASCADE Collaboration), FZKA 6019 Forschungszentrum Karlsruhe (1998)
6. J. Hörandel et al., (KASCADE Collaboration), 16th ECRS, Alcala (Spain), *Rayos cosmicos 98*, Ed. J. Medina
7. K. Werner and S. Ostapchenko, private communication
8. J. Weber, Doctoral Thesis, University Karlsruhe (1999)