

# The Sunyaev-Zel'dovich Effect by Cocoons of Radio Galaxies

Masako Yamada<sup>1</sup>

and

Naoshi Sugiyama

Department of Physics, Kyoto University, Kyoto 606-8502, Japan

and

Joseph Silk

Departments of Astronomy and Physics, and Center for Particle Astrophysics, University of California, Berkeley, CA94720

## ABSTRACT

We estimate the deformation of the cosmic microwave background radiation by the hot region (“cocoon”) around a radio galaxy. A simple model by is adopted for cocoon evolution while the jet is on, and a model of evolution is constructed after the jet is off. It is found that at low redshift the phase after the jet is off is longer than the lifetime of the jets. The Compton  $y$  parameter generated by cocoons is calculated with a Press-Schechter number density evolution. The resultant value of  $y$  is of the same order as the *COBE* constraint. The Sunyaev-Zel'dovich effect due to cocoons could therefore be a significant foreground source of small angular scale anisotropies in the cosmic microwave background radiation.

*Subject headings:* cosmology:cosmic microwave background–galaxies:jets–intergalactic medium

---

<sup>1</sup>e-mail:masako@tap.scphys.kyoto-u.ac.jp

## 1. Introduction

Ionized gas deforms the spectrum of the cosmic microwave background radiation (CMB) via inverse Compton scattering, the resulting spectral distortion being known as the Sunyaev-Zel'dovich effect (Sunyaev & Zel'dovich 1980; see for a recent review Birkenshaw, 1998). The most popular source of the Sunyaev-Zel'dovich effect is hot X-ray emitting gas in a cluster of galaxies. The effects of the intracluster gas have been estimated theoretically by many authors (see e.g., Makino & Suto 1993; Aghanim et al. 1997), and there exist observations of the temperature decrement towards rich clusters of galaxies. Recently Aghanim et al. (1996) studied the effects of the partial ionization of the intergalactic medium (IGM) by quasar UV radiation. They showed that the kinematical effect due to the peculiar motions of the ionized bubbles is much larger than the thermal effect and can be detected by future generations of CMB observations. Natarajan & Sigurdsson (1999) examined the Sunyaev-Zel'dovich effect in the region formed by the quasar outflows. We examine here another source of the Sunyaev-Zel'dovich effect which is associated with radio galaxies.

It has been suggested that a standard model for a typical strong double radio source comprises twin jets advancing into the intergalactic medium and surrounded by a hot region ‘cocoon’ that consists of jet-supplied matter and shocked IGM (Scheuer 1974; Blandford & Rees 1974). Begelman & Cioffi (1989) and Nath (1995) constructed a model of the evolution of a cocoon in which the cocoon is overpressured against the IGM during its initial evolution. In their model, the expansion along the jet axis is determined by the balance of the thrust of the jet and the ram pressure, and the thermal pressure of the cocoon drives the expansion along the direction perpendicular to the jet axis. It has been demonstrated that some numerical simulations agree with this scenario (Loken et al. 1992; Cioffi & Blondin 1992).

The energy density of the cocoon is higher than that of the intergalactic medium, and therefore it works as a local hot region that induces the thermal Sunyaev-Zel'dovich effect much as is observed for the hot intracluster gas in galaxy clusters. When we consider the lifetime of the jet ( $\sim 10^7 - 10^8$  year), which is considered to be shorter than the Hubble time at the redshift where radio galaxies reside, cocoons may not play a significant role in the deformation of the CMB spectrum. However, even after the jet energy supply stops, cocoons can remain hot; the cocoon expands due to its own thermal pressure, and the thermal energy of the cocoon is consumed by expansion and radiative cooling by the cocoon gas. Thus the cocoon remains a possible source of the Sunyaev-Zel'dovich effect for an effective lifetime that can be much longer than the jet lifetime.

We estimate the Sunyaev-Zel'dovich effect due to the cocoons by taking into account their evolution both while the jet is on and after the jet is off. We make use of the simple

model of Nath (1995) for the evolution while the jet is on, and first estimate a rough order of  $y$  for a single cocoon. We construct a model for the evolution after the jet is off, and evaluate the average Compton  $y$  parameter for a uniform distribution of cocoons. Comparing our result with the *COBE* constraint, we discuss the possibility of detection of the effect of cocoons in the CMB observations.

Our paper is organized as follows. In §2 we summarize our basic calculation and list the parameters we need to estimate in order to apply evolutionary models for the cocoons. In §3 and §4 we describe models of cocoon evolution during the period while, and after, the jet is on. In §5 we calculate the Sunyaev-Zel'dovich effect and give our results. Discussion and conclusions are given in §6.

## 2. Basics and Necessities

First we represent the formal expression of the Compton  $y$  parameter and clarify what parameters we need to estimate. For a single cocoon,

$$\begin{aligned} y_{\text{sc}} &\equiv \int \frac{kT}{m_e c^2} n_e \sigma_T dR, \\ &\simeq \frac{P_e}{m_e c^2} \sigma_T V^{1/3}, \end{aligned} \quad (1)$$

where  $\sigma_T$ ,  $n_e$ ,  $T$ ,  $P_e$ ,  $dR$  are the Thomson scattering cross section, electron number density, electron temperature, pressure, and distance element along the line of sight, respectively. In the second equation, we set the length scale along the line of sight  $R \simeq V^{1/3}$  as averaged for directions over a randomly oriented distribution of cocoons. The total  $y$  in a line of sight with a solid angle element  $d\Omega$  is the integral of the product of  $y_{\text{sc}}$ , the formation rate of cocoons, the volume element  $a^3 r^2 dr d\Omega$ , and the crossing probability, as

$$\begin{aligned} y &= \int \int \int y_{\text{sc}}(M, t - t_{\text{col}}) \frac{\partial n}{\partial t}(M, t_{\text{col}}) dt_{\text{col}} a^3 r^2 dr d\Omega \frac{\theta^2}{d\Omega} dM, \\ &\approx \int \int y_{\text{sc}}(M, z) n(M, z) a^3 r^2 dr \left(\frac{R}{R_A}\right)^2 dM, \\ &\approx \int \int \frac{P_e V}{m_e c^2} \sigma_T n(M, z) a^3 r^2 dr \frac{1}{R_A^2} dM. \end{aligned} \quad (2)$$

Here,  $a$  is the cosmological scale factor,  $r$  is the comoving radial coordinate,  $R_A$  is the angular diameter distance,  $\theta = R/R_A$ ,  $n$  is the number density of radio galaxies with mass  $M$  at  $t_{\text{col}}$ ,  $\theta^2/d\Omega$  is the probability for the line of sight to traverse the cocoon, respectively. The angular diameter distance  $R_A$  is given by

$$R_A = a(z)r = \frac{1}{(1+z)} \frac{2c}{H_0} [1 - (1+z)^{-1/2}]. \quad (3)$$

Strictly speaking, other than their mass scales, the epoch of the collapse of objects depends on various factors such as the amplitude or density distribution within each object. However, in the second and third equations, we assume for simplicity that the objects which have the same mass collapse at almost the same epoch, and replace  $\partial n/\partial t \times dt_{\text{col}}$  with  $n(M, z)$ . Thus in order to evaluate  $y$ , we only need the value of  $P_e V$  for each cocoon. In §3 and 4 we examine the evolution of  $P_e V$  within a cocoon with the jet on and off.

### 3. Model 1: while the Jet is On

In this section we consider an evolutionary model of a strong double radio source with jets (Scheuer, 1974; Blandford & Rees 1974; Begelman & Cioffi 1989; Nath 1995) and make a rough estimate of  $y$  for a single cocoon. We follow the model proposed by Nath (1995), in which the jets are enveloped in a hot cocoon consisting of shock-compressed jet matter and intergalactic medium (IGM). In this model, the jets are confined by the pressure of the cocoon, i.e., we do not take confinement by magnetic pressure into account. Highly collimated, ‘light’ (the density of the jet matter is smaller than the ambient IGM) jets interact with the IGM and form bow shocks. At the shock, some of the electrons are accelerated to high energy and radiate synchrotron emission. The thermalization efficiency is one of the unknown parameters in this model; however, because in many lobes of radio galaxies, magnetic fields have been observed, we expect that the effective mean free path of the particles should be short and the thermalization efficiency should be high because of the interaction with the magnetic field. Therefore in this paper, the relativistic jet matter is assumed to be completely thermalized at the interaction interface with the IGM. The thermalized jet matter forms a high temperature region around the jet together with the shock-compressed intergalactic medium. The shock-compressed intergalactic medium surrounds the thermalized jet matter separated by a contact discontinuity (see Figure 1). At least initially, the thermal pressure of this hot region is higher than the IGM pressure. When the hot region pressure is higher than that of the IGM, the hot region also expands in the direction perpendicular to the jet axis and is accompanied by shocks. We make use of the term ‘cocoon’ for the hot region surrounded by the shock surface. As the cocoon expands the pressure decreases. Nath (1995) estimated the equilibrium timescale, i.e., the time required until the cocoon pressure decreases sufficiently with time to be equal to the ambient pressure:

$$t_{\text{eq}} \sim 1.34 \times 10^{10} \left( \frac{T_a}{10^6 \text{K}} \right)^{-1} \Omega_{\text{IGM}}^{-1/4} h_{50}^{1/2} \left( \frac{L_j}{10^{45} \text{ergs/sec}} \right)^{1/4} \beta_j^{1/4} \left( \frac{A_h}{(30 \text{kpc})^2} \right)^{1/4} \left( \frac{\epsilon_v}{1/3} \right)^{-1/2} \text{yr}, \quad (4)$$

where  $L_j$  is the kinetic power of the jet,  $v_h$  is the shock advance speed into the IGM,  $\beta_j \equiv v_j/c$  is the jet speed,  $A_h$  is the effective cross section of the bow shock,  $\epsilon_v$  is the volume factor (which depends on the shape of the cocoon),  $\Omega_{\text{IGM}}$  is the density of the IGM in unit of the critical density,  $H_0 = 50h_{50} \text{km/sec/Mpc}$ , respectively, and the suffix  $a$  denotes IGM value. It is found with observed values of Cygnus A that  $t_{\text{eq}}$  is longer than the jet lifetime as long as  $T_a \lesssim 10^8 \text{K}$ : i.e., cocoons remain overpressured while the jet is on.

Hereafter we consider two collimated steady jets advancing into the ambient IGM.

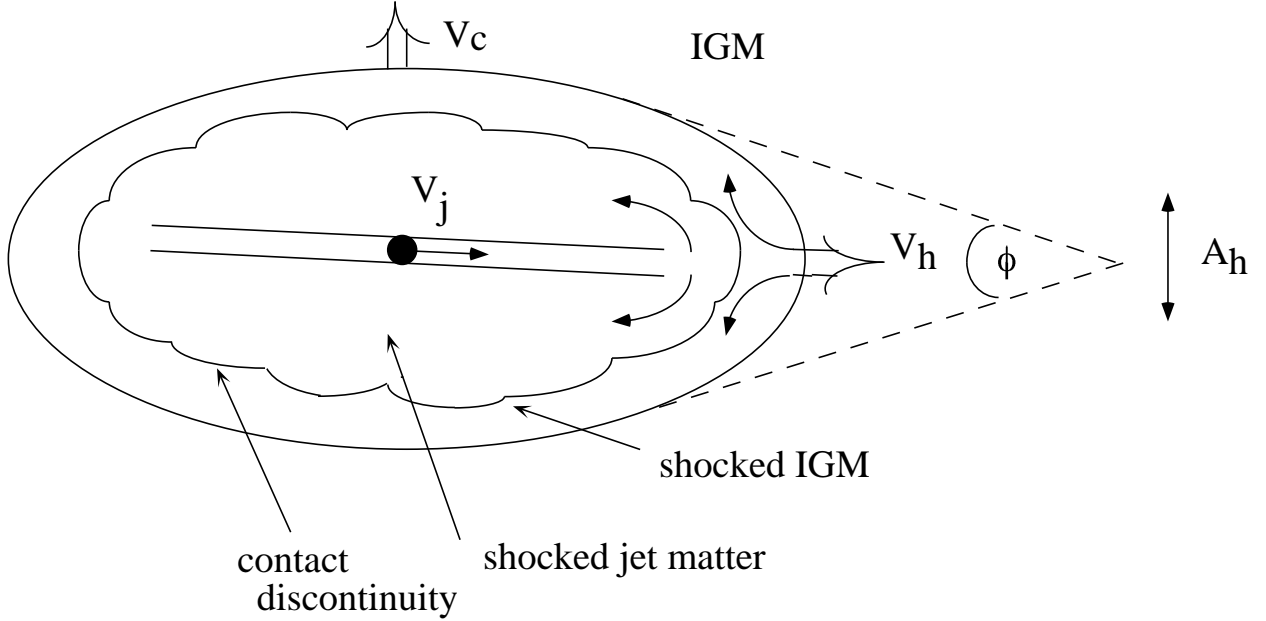


Fig. 1.— A schematic diagram of our model of the cocoon surrounding the jet while the jet is on. See text for details.

The thermalized jet matter and the shock-compressed IGM matter form a cocoon around the jets and the cocoon expands with shocks advancing in directions both parallel and perpendicular to the jet axis. Below we will derive some relations between the various variables in order to obtain  $P_c V$  during this stage of evolution.

At the shock, the jet thrust is balanced by the ram pressure of the IGM at the shock that works on the effective area  $A_h$ ,

$$\frac{L_j}{v_j} = A_h \rho_a v_h^2. \quad (5)$$

The kinetic power  $L_j$  is written as follows with jet speed  $v_j$ . From observations and theory of the superluminal motions of the quasars,  $v_j$  is considered to be approximately equal to the speed of light. Therefore,

$$L_j = \frac{1}{2} \rho_j v_j^3 A_j, \quad (6)$$

$$v_j = c. \quad (7)$$

Here  $A_j$  is the cross section of the jet. At the interaction of the jet and IGM, a bow shock is formed. Following Nath (1995), we approximate the bow shock as two oblique shocks. Then the jump condition at the oblique shocks is

$$\frac{P_c}{P_a} = \frac{5(v_h/c_a)^2 \sin^2 \phi - 1}{4}, \quad (8)$$

where  $\phi$  is the angle between two oblique shocks, and  $c_a$  is the sound velocity of the ambient medium.

As we mentioned above, because the cocoon is overpressured against the IGM, the shock also advances into the IGM in the direction perpendicular to the jet. The jump condition there is

$$P_c \approx \rho_a v_c^2, \quad (9)$$

where  $v_c = dr_c/dt$  is the shock advance speed.

Finally, we assume that the internal energy within the cocoon is supplied by the jet matter, and that jet kinetic energy is transformed into the thermal energy of the cocoon gas and the kinetic energy to expand the cocoon. We also assumed the fraction of input energy that is converted to other forms of energy (magnetic fields or high energy cosmic rays: see discussion in §6) can be neglected. From strong shock conditions,  $v_c$  is the same order as the random velocity of the cocoon gas, and therefore the fraction of the thermal energy to the total input energy  $U_{\text{IGM}}/E_{\text{input}}$  is  $\mathcal{O}(1)$ ,

$$\frac{1}{\gamma - 1} P_c V \approx L_j t, \quad (10)$$

$$V = \epsilon_v r_c^2 v_h t, \quad (11)$$

where  $\gamma$  is the adiabatic index and  $t$  is the time elapsed since the jet is on. The final equation comes from the assumption that  $v_h$  is constant  $l_h \approx v_h t$ . Numerical simulations indicate that  $v_h$  decreases and  $A_h$  increases with time (Loken et al. 1992; Cioffi & Blondin, 1992). However, the time-dependence is relatively small ( $l_h \propto t^\alpha$  with  $\alpha \sim 0.8$  in their simulations), and therefore we assume  $v_h$  is constant for the estimate of  $y_{\text{sc}}$ . Note that for the estimate of total  $y$ , as described in §2, we only need  $P_c V$ , and therefore do not need the detailed evolutionary scenario (see eq.[10]).

In order to estimate the Compton  $y$  parameter value, we need the number density  $n(M, z)$  and  $P_c V$  of objects with mass  $M$  and redshift  $z$ . As we show in §5, we use the Press-Schechter formalism for  $n(M, z)$ . Therefore we need to write the product of the

pressure of the cocoon  $P_c$  and  $V$  as function of  $t$ , mass of the host galaxy  $M$ , and the parameters of the ambient medium. We make additional assumptions about the jet kinetic luminosity. We assume that  $L_j$  is equal to the Eddington luminosity of the black hole  $L_{\text{edd}} = 4\pi cGM_{\text{BH}}/\kappa_e \approx 1.25 \times 10^{38}(M_{\text{BH}}/M_{\odot})$  ergs/sec. For the mass of the black hole some recent observations showed that there is a rough proportionality between the mass of the black hole and the host galaxy,  $M_{\text{BH}} = 0.002M$  (Magorrian et al. 1998; Ford et al. 1997; van der Marel 1997). Using these assumptions we can write  $L_j$  in terms of the mass of the host galaxy. Integrating equation (9), we obtain the relation

$$r_c^2 = 2 \left( \frac{\gamma - 1}{\epsilon_v} \frac{L_j}{\rho_a v_h} \right)^{1/2} t. \quad (12)$$

Using the above equations we obtain the following expressions for  $P_c$  and  $V$ ,

$$P_c = \left[ \frac{5}{8} \left\{ \frac{L_j(\gamma - 1)}{\epsilon_v t^2} \right\}^2 \frac{\rho_a^2 P_a}{c_a^2} \sin^2 \phi \right]^{1/5}, \quad (13)$$

$$V = \frac{(\gamma - 1)}{P_c} L_j t. \quad (14)$$

According to the usual discussions of synchrotron spectral aging, the minimum age of the jet is typically about  $10^{6-7}$  years (Liu, Pooley, & Riley 1992). So if we take cosmological values for the ambient medium with  $\Omega_b h^2 = 0.01$ ,

$$P_c \sim 2.13 \times 10^{-12} \left( \frac{M}{10^{12} M_{\odot}} \right)^{2/5} \left( \frac{f_{\text{BH}}}{0.002} \right)^{2/5} \\ \times \left( \frac{t_{\text{life}}}{3 \times 10^7 \text{ years}} \right)^{-4/5} (1+z)^{9/5} \left( \frac{\sin \phi}{\sin 20^\circ} \right)^{2/5} \text{ ergs/cm}^3, \quad (15)$$

$$R \sim V^{1/3}, \\ \sim 1.34 \left( \frac{M}{10^{12} M_{\odot}} \right)^{1/5} \left( \frac{f_{\text{BH}}}{0.002} \right)^{1/5} \\ \times \left( \frac{t_{\text{life}}}{3 \times 10^7 \text{ years}} \right)^{3/5} (1+z)^{-3/5} \left( \frac{\sin \phi}{\sin 20^\circ} \right)^{-2/15} \text{ Mpc}, \quad (16)$$

and  $y$ ,



$$\begin{aligned}
 y_{\text{sc}} &= \int \frac{kT_e}{m_e c^2} n_e \sigma_T dR, \\
 &\sim \frac{P_c}{m_e c^2} \sigma_T V^{1/3}, \\
 &\sim 7.14 \times 10^{-5} \left( \frac{M}{10^{12} M_\odot} \right)^{3/5} \left( \frac{f_{\text{BH}}}{0.002} \right)^{3/5} \\
 &\times \left( \frac{t_{\text{life}}}{3 \times 10^7 \text{ years}} \right)^{-1/5} (1+z)^{6/5} \left( \frac{\sin \phi}{\sin 20^\circ} \right)^{4/15}. \tag{17}
 \end{aligned}$$

Thus we expect that the deformation of CMB caused by cocoons is possibly relevant to observations.

#### 4. Model 2: after the Jet is Off

After the relatively short lifetime  $\sim 10^7$  years, the jet turns off. However, after the jet is off, cocoons may retain a high temperature and remain a source of the Sunyaev-Zel'dovich effect for a long time. A cocoon cools radiatively and expands due to its own thermal overpressure. We need to estimate the effective lifetime of the cocoon with the jets off, as a 'relic' of the radio galaxy.

A cocoon can be considered as an energy input into the intergalactic medium. Thus the evolution of a cocoon after the jet is off resembles the evolution of a supernova remnant in the interstellar medium. We may therefore adopt the analogy with the evolution of a supernova remnant. It is a well-known result that there are three stages in the evolution of a supernova remnant in the interstellar medium (Spitzer 1978). First, the remnant expands freely at nearly constant speed into the surrounding medium. In this phase, the deceleration due to the swept-up interstellar matter in front of the shock does not intervene in the expansion. As the shock plows into the interstellar matter, it begins to decelerate. When the mass of the swept-up matter  $(4\pi/3)R_s^3\rho_{\text{ISM}}$  becomes nearly equal to the mass of the ejecta  $M_{\text{ejecta}}$ , one needs to take into account the deceleration of the shock front. Thereafter the evolution goes into the next stage, the Sedov (adiabatic) phase. In this Sedov phase, the temperature behind the shock front is so high that deceleration due to cooling behind the shock front can be ignored compared with the expansion. There is a well-known similarity solution for the evolution of the shock front,

$$R_s = \xi_0(Et^2/\rho_{\text{ISM}})^{1/5}, \quad (18)$$

$$v_s = 0.4\xi_0(E/\rho_{\text{ISM}}t^3)^{1/5}, \quad (19)$$

where  $E$  is the initial energy input and  $\xi_0 = 1.17$  with  $\gamma=5/3$  (Shu 1992). As the shock decelerates and the temperature behind the front decreases, cooling begins to affect the expansion and a dense shell is formed behind the shock front. Almost all the mass of the ejecta and plowed-up interstellar medium are in the shell, and the thermal energy of the remnant is radiated away by the shell. The condition to be satisfied at the transition from the Sedov phase to the radiative phase is  $\tau_{\text{ex}} \equiv R_s/v_s \approx \tau_{\text{cool}}|_{\text{shock}}$ . When this condition is satisfied, i.e., the cooling time subsequently becomes shorter than expansion time of the shell, the thermal energy of the remnant is radiated very rapidly (Chevalier 1974).

We will examine the evolution of the cocoon after the jet turns off by analogy with the evolution of the supernova remnant described above. Cocoons should have three evolutionary stages as do supernova remnants. Let the cocoon evolve into the Sedov phase at  $t = t_s$  and into the radiative phase at  $t = t_r$  with  $t=0$  at the time when the jet stops.

First, the cocoon expands with nearly constant speed. The shock surrounding the cocoon engulfs the intergalactic medium. Accordingly the kinetic energy is turned into the thermal energy, and the fraction of the thermal energy of the shock-compressed IGM to the total energy input by the jet,  $U_{\text{IGM}}(t)/(L_j t_{\text{life}})$ , increases with time. Let us consider similarly as the case of supernova remnant further. The deceleration by the piled-up IGM cannot be ignored when the fraction of kinetic energy,  $|\Delta E_k/E_k|$ , which is transformed into thermal energy, approaches unity. At this epoch we can consider that the Sedov phase sets in. As we wrote in §3, while the jet is on,  $U_{\text{IGM}}$  is the same order as  $E_k$ , and therefore one can regard that the Sedov phase begins when  $|\Delta E_k(t_s)/E_k(0)| \sim \Delta U_{\text{IGM}}(t_s)/U_{\text{IGM}}(0) = \mathcal{O}(1)$ . In other words,  $t_s$  is about the same as the time required to double the thermal energy of the cocoon at the time when the jet stops ( $t = 0$ ). Remembering that the cocoon expands almost constantly before the Sedov phase because of lack of swept material which decelerates the expansion, i.e.,  $\Delta U_{\text{IGM}}(t)/\Delta t \sim L_j \sim U_{\text{IGM}}(0)/t_{\text{life}}$ , we can consider that the cocoon evolves into the Sedov phase at  $t = t_s \approx t_{\text{life}}$ , since  $\Delta U_{\text{IGM}}(t_s) \sim U_{\text{IGM}}(0)$ .

The radiative phase begins when the cooling time behind the shock front  $\tau_{\text{cool}}|_{\text{shock}}$  catches up with the expansion time of the Sedov phase  $R_s/v_s$ . Because the thermal energy of the cocoon is radiated away very rapidly once cooling sets in, we expect that the cocoon remains hot enough to be the source of the Sunyaev-Zel'dovich effect only during the first two phases. Therefore in effect the lifetime of the cocoon can be taken as  $\sim t_r$ .

In order to know  $t_r$ , we need to evaluate  $\tau_{\text{cool}}|_{\text{shock}}$  and hence we need to know the cooling processes of the cocoon. First we examine the content of the cocoon after the jet is off. The total thermal energy of the cocoon is the sum of that of the jet-supplied matter and of the shock-compressed intergalactic matter. Within the model described in the previous sections, the jet-supplied matter and the compressed intergalactic matter are in pressure equilibrium, and we therefore cannot distinguish the former from the latter. Thus we do not know the ratio of the thermal energy of the jet-supplied matter to the total energy. Hereafter we assume that the thermal energy of the shock-compressed matter already dominates that of the jet-supplied matter at the time when the jet stops.

We need to include various cooling processes that affect the temperature behind the shock front,

$$T_c = \frac{3v_c^2 \mu}{16k}. \quad (20)$$

From the discussion of synchrotron spectral aging, the shock speed  $v_c$  is estimated to be  $v_c < v_h \lesssim 0.1c$  (Liu et al. 1992). This result means that  $T_c$  is lower than  $\sim 10^{10}$  K from equation (20). We can thus ignore pair creation ( $e^- - e^+$ ) within the cocoon. We regard the cocoon matter as a hydrogen plasma ( $p + e^-$ ). The dominant cooling processes within this plasma are thermal bremsstrahlung and inverse Compton cooling, and hereafter we

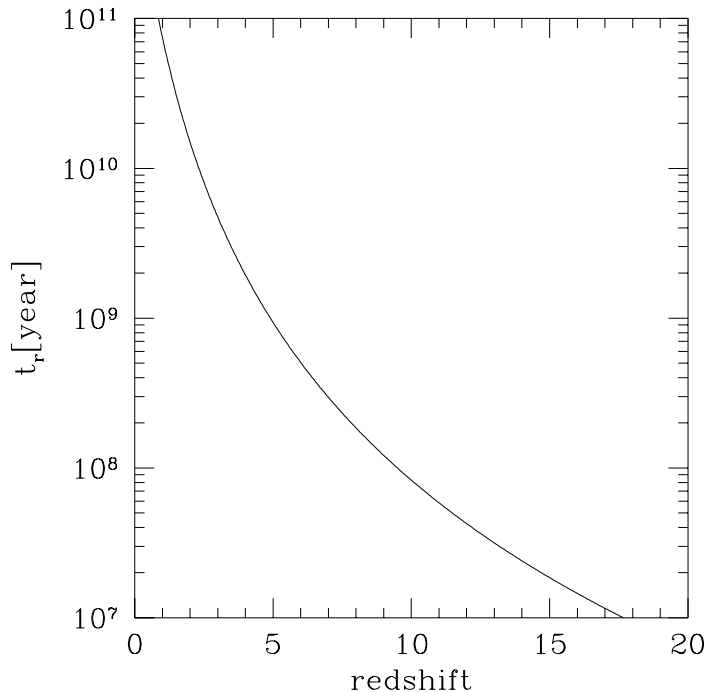


Fig. 2.— Effective lifetime of the cocoon after the jet is off  $t_r$  against redshift. At higher redshift Compton cooling is more effective and  $t_r$  is shorter.

take account of these processes for the estimate of  $\tau_{\text{cool}}|_{\text{shock}}$ .

In figure 2, we plot  $t_r$  versus redshift. At higher redshift, inverse Compton cooling is more efficient and the cooling time is shorter. As noted above,  $t_s$  is about the same order as the jet lifetime  $t_{\text{life}} \approx 10^7 - 10^8$  years. This means that when  $t_r < t_{\text{life}}$ ,  $t_r < t_s$  and no Sedov phase would exist. In this case we set  $t_r = 10^6$  years (the final result is hardly affected by this value). On the other hand, when  $t_r > t_{\text{life}}$ ,  $t_r > t_s$  and the Sedov phase exists. We make a fitting formula for  $t_r$  as a function of redshift:

$$\begin{aligned}
 0 < z < 5 & : \log_{10}(t_r/\text{years}) = 10.7 - 0.37z , \\
 5 < z < 10 & : \log_{10}(t_r/\text{years}) = 9.93 - 0.21z , \\
 10 < z < 20 & : \log_{10}(t_r/\text{years}) = 8.96 - 0.11z .
 \end{aligned}$$

The thermal energy of the cocoon is expected to decrease rapidly at  $t > t_r$  so we assume

$$P_c V \propto \exp\left(-\frac{t}{t_r}\right), \quad (21)$$

after the jet stops.

## 5. Averaged $y$ Estimate

In the previous sections, we have obtained all the building blocks for a single cocoon in order to calculate the total  $y$ . One remaining parameter is the cocoon number density  $n(M, z)$ . We employ the Press-Schechter formalism, assuming  $n(M, z) = f_r(M, z) \times n_{\text{PS}}(M, z)$ , where  $f_r(M, z)$  is the fraction of radio galaxies among the objects which have mass  $M$  at  $z$ . In the next subsection we will model  $f_r(M)$ .

### 5.1. Estimation of $f_r$

As we described in §4, cocoons can remain hot for a long time. Therefore in order to calculate  $y$ , we should count the “relics” of radio galaxies. However, we do not have any theoretical model of  $f_r(M)$ : instead we make a rough estimate of  $f_r(M)$  from the present-day luminosity functions of radio galaxies and field galaxies.<sup>2</sup>

First, for radio galaxies, we make use of the local luminosity function of radio sources of Condon (1989). His sample contains both the active galaxies with massive black hole (“monsters”) and starburst galaxies. But these two types of galaxies cover quite a different range of radio power: most of the extragalactic radio sources with  $P(1.4\text{GHz}) < 10^{23}\text{W Hz}^{-1}$  are starburst galaxies and most of the sources with  $P(1.4\text{GHz}) > 10^{23}\text{W Hz}^{-1}$  are “monsters” (see his figure 9; see also Sopp & Alexander 1991).

Next, in order to compare the numbers of radio galaxies with ordinary galaxies, we examine the (optical luminosity)-(radio power) relation for radio galaxies. We employ the data of Zirbel & Baum (1995) and plot the  $P(2.7\text{GHz})$ -absolute  $V$  magnitude relation.<sup>3</sup> From figure 3, we can see that there is an upper limit of absolute magnitude  $M_V \sim -22$  mag though there is a large scatter. This means that there is a small number of radio galaxies fainter than  $-22$  mag. Finally, for the luminosity function of field galaxies we

---

<sup>2</sup>In this subsection we use  $h = 0.5$  and  $q_0 = 0.0$  in order to use the results in the literature.

<sup>3</sup>We make use of the power law index  $\alpha$  in the Table of Zirbel & Baum (1995) to calculate  $P(2.7\text{GHz})$  from  $P(408\text{MHz})$ , and when  $\alpha$  is not displayed in the Table, we set  $\alpha = 0.75$ .

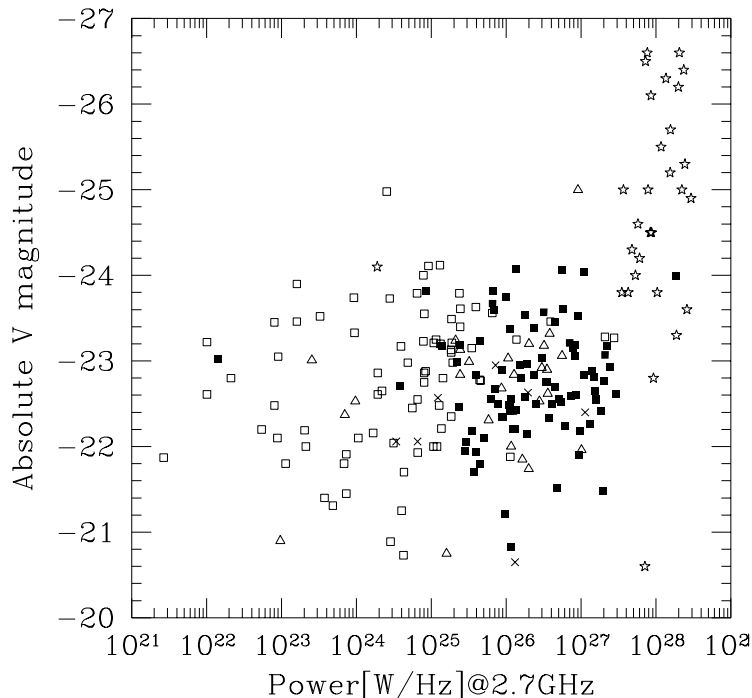


Fig. 3.— Radio power at 2.7 GHz and absolute  $V$  magnitude relation for radio galaxies. Data is taken from the table of Zirbel & Baum (1995). Open squares are FRI galaxies, filled squares are FRII sources, crosses are intermediate ones, triangles are those with unidentified morphology, and open stars are high  $z (> 0.5)$  galaxies. Zirbel & Baum (1995) adopted  $h = 0.5$  and  $q_0 = 0.0$ .

adopt the Schechter function. Note that usually the Schechter function is a function of  $M_B$ , not of  $M_V$ . Therefore we have to obtain the  $M_V$ -Schechter function. We include 4 Hubble types of galaxies, E/S0, S<sub>ab</sub>, S<sub>cd</sub>, and S<sub>dm</sub>, and adopt the luminosity-averaged local fraction of each types from Yosii & Takahara (1988). We adopt the value  $\psi^* = 2.3 \times 10^{-3} \text{ Mpc}^{-3}$ ,  $M_B^* = -21.1$ , and  $\alpha = -1.11$  from Yosii & Takahara (1988), and the averaged  $B-V$  colors for each morphological type of galaxies are taken from Babul & Ferguson (1996). The resulting  $M_V$ -Schechter function is displayed in figure 4. Therefore we obtain a model of the fraction of radio galaxies in terms of

luminosity,

$$\begin{aligned}
 f_r(M_V < -22\text{mag}) &\approx \frac{\int \phi(P_{\text{radio}})dP_{\text{radio}}}{\int^{-22} \phi_{\text{Schechter}}(M_V)dM_V} \approx 0.01, \\
 f_r(M_V > -22\text{mag}) &\approx 0,
 \end{aligned}
 \tag{22}$$

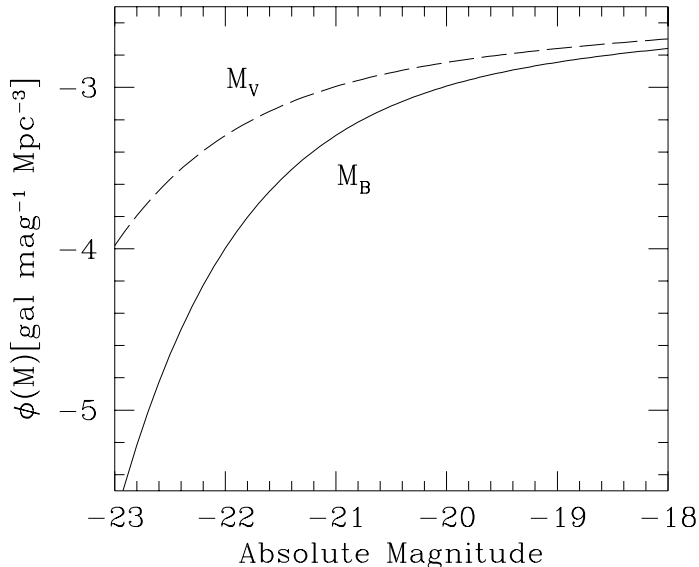


Fig. 4.— Schechter function in terms of  $M_V$  and  $M_B$ .

where  $\phi$  is a luminosity function of radio galaxies and  $\phi_{\text{Schechter}}$  is the  $M_V$ -Schechter function.

Because we use the mass function of galaxies to count the cocoons, we need  $f_r$  as a function of mass. From our observation of figure 3 that radio galaxies have a lower bound to their optical luminosity, we further assume that radio galaxies have a lower mass limit corresponding to  $M_V \sim -22$  mag. The critical magnitude  $M_V = -22$  mag is about the same as  $L_V^*$  ( $B-V \approx 1.0$ ), and the lower mass limit to the total (baryons+dark matter) mass of a radio galaxy can be taken to be  $\sim 10^{12}M_\odot$ . It is natural to consider that  $f_r$  depends only on masses greater than  $10^{12}M_\odot$  but moreover we assume that for simplicity  $f_r$  is independent of  $M$  in this mass range. Then we can model  $f_r(M)$  as

$$\begin{aligned}
 f_r(M) \equiv f_r^* = f_r(M_V < -22\text{mag}) = 0.01 & \quad M > 10^{12}M_\odot, \\
 f_r(M) = 0 & \quad M < 10^{12}M_\odot.
 \end{aligned}
 \tag{23}$$

From the popular idea that the host galaxy of a radio galaxy is a giant elliptical, we set the upper limit on the mass to be  $10^{14}M_\odot$ .

## 5.2. Integration and Results

The physical number density of cocoons is proportional to

$$n_{\text{PS}}(M, z)dM = \sqrt{\frac{2}{\pi}} \frac{\rho(z)}{M} \frac{\delta_c}{D(z)} \left[ -\frac{1}{\sigma^2} \frac{\partial \sigma}{\partial M} \right] \exp \left[ -\frac{\delta_c^2}{2\sigma^2 D(z)^2} \right] dM, \quad (24)$$

where  $\rho(z)$  is the proper density at  $z$ ,  $\delta_c = 1.69$ ,  $D(z)$  is the growth of the perturbation ( $D(z) = (1+z)^{-1}$  for the Einstein-de Sitter universe), and  $\sigma^2$  is the variance with a Gaussian filter,

$$\sigma^2(M) = \frac{1}{2\pi^2} \int_0^\infty P(k) \exp(-r_M^2 k^2) k^2 dk. \quad (25)$$

Here  $r_M = (M/\rho_0)^{1/3}/\sqrt{2\pi}$  is the smoothing radius of the Gaussian filter with present critical density  $\rho_0$ , and  $P(k)$  is the power spectrum of density perturbations. In calculating  $P(k)$  we use the fitting formula of Bardeen et al. (1986),

$$P(k) = AT(k)^2 k, \quad (26)$$

$$T(k) = \frac{\ln(1 + 2.34q)}{2.34q} [1 + 3.89q + (16.1q)^2 + (5.46q)^3 + (6.71q)^4]^{-1/4}, \quad (27)$$

$$q \equiv \frac{k}{\Omega h^2 \text{Mpc}^{-1}}. \quad (28)$$

In this paper we set  $\Omega = 1.0$  and  $h = 0.8$ . For the normalization factor  $A$  we use the *COBE*-normalized value (Sugiyama 1995) and approximate

$$-\frac{1}{\sigma^2} \frac{\partial \sigma}{\partial M} \approx \frac{1}{M} \left( \frac{(n+3)}{6} \right), \quad (29)$$

with  $P(k) \propto k^n$  within the range of mass of a radio galaxy. With  $10^{12} M_\odot \leq M \leq 10^{14} M_\odot$ ,  $-2.5 \lesssim n \lesssim -0.5$  so we set  $n = -2$  throughout.

Thus the total averaged  $y$  is given by

$$\begin{aligned} y &= \int \left( \int_{\text{single cocoon}} \frac{kT}{m_e c^2} n \sigma_T dR \right) f_r n_{\text{PS}}(M, z) \frac{\theta^2(M, z)}{d\Omega} a^3 r^2 dr dM d\Omega, \\ &\approx \int \frac{P_c R}{m_e c^2} \sigma_T f_r n_{\text{PS}}(M, z) \theta^2(M, z) a^3 r^2 dr dM. \end{aligned} \quad (30)$$



Therefore,

$$\begin{aligned}
 y &= \int f_r \frac{P_c R^3}{m_e c^2} \sigma_T n_{\text{PS}}(M, z) \frac{1}{R_A^2} a^3 r^2 dr dM, \\
 &= \int f_r \frac{P_c V}{m_e c^2} \sigma_T n_{\text{PS}} \frac{1}{R_A^2} \frac{27}{2} (ct_0)^3 (1+z)^{-9/2} \left(1 - \frac{1}{\sqrt{1+z}}\right)^2 dz dM.
 \end{aligned} \tag{31}$$

If we use equations (13) and (14),

$$P_c V = \begin{cases} L_j(\gamma - 1)t, & :t < t_{\text{life}} \\ L_j(\gamma - 1)t_{\text{life}} \times \exp(-(t - t_{\text{life}})/t_r(z)), & :t > t_{\text{life}} \end{cases} \tag{32}$$

applying equation (21).

We integrate equation (31) with  $10^{12}M_{\odot} \leq M \leq 10^{14}M_{\odot}$  and  $0 \leq z \leq 20$ . For the lifetime of the jet we take  $t_{\text{life}} = 10^7$  years regardless of mass. We obtain,

$$y_{\text{tot}} \approx 5.72 \times 10^{-5} \left(\frac{f_{\text{BH}}}{0.002}\right) \left(\frac{f_r^*}{10^{-2}}\right). \tag{33}$$

As we discussed in §4, cocoons serve as the source of the Sunyaev-Zel'dovich effect after the jet is off, and the number of the cocoons can be greater than the number of the luminous radio galaxies.

Our estimate of  $y$  should be compared with the *COBE* FIRAS constraint  $y \leq 1.5 \times 10^{-5}$  (Fixen et al. 1996). Discussions about our result and this constraint are presented in the final section.

## 6. Discussion

We have investigated the Sunyaev-Zel’dovich effect produced by cocoons of radio galaxies. We have employed a simple model of Nath (1995) while the jet is on. We have also examined the evolution of a cocoon after the jet turns off, adopting the analogy to the evolution of a supernova remnant in the interstellar medium. The cocoon remains at high temperature after the jet turns off for over  $\gtrsim 10^8$  years to low redshift  $z \lesssim 10$ , remaining overpressured against the pressure of the IGM. Because of the short lifetime of the jet ( $\sim 10^7 - 10^8$  years), the main contribution to  $y$  comes from the cocoons with the jet off. Comparing our result with the *COBE* constraint we find that hot cocoons could be significant foreground sources of the CMB. We discuss the assumptions and the implications of the models below.

We have made a model for  $f_r(M)$  which is a step function with a cut-off on the upper end of the mass range. We assumed the lower limit on the mass of a radio galaxy to be  $10^{12}M_\odot$  from the optical magnitude distribution for radio galaxies, but this value has some ambiguity. We performed calculations changing the lower mass limit  $M_{\text{low}}$ , and found that  $y$  increases very rapidly with decreasing  $M_{\text{low}}$  to exceed the *COBE* constraint by far. This might support the view that there exists a low mass limit for jet activity.

In §4 we have presumed that the cocoon remains overpressured against the intergalactic medium. However, we must investigate the possibility that the pressure of the cocoon decreases to be in pressure equilibrium with the surrounding medium within the effective lifetime of the cocoon  $\sim t_r$ . Once in pressure balance with the IGM, the internal energy of the cocoon is consumed by  $PdV$  work. We calculate the timescale to be in pressure equilibrium with IGM  $t_p$  as a function of redshift. There has not been any direct observational means for obtaining the pressure of the IGM. As for the temperature  $T_a$ , one can expect  $T_a \gtrsim 10^4 - 10^6$  K from the previous studies of the reionization of the Universe (see e.g., Fukugita & Kawasaki 1994; Tegmark, Silk, & Blanchard 1994). However, radio galaxies or radio loud quasars are likely to be found in high density regions (Jones et al. 1997). Pressure in such an environment is higher than in an ordinary region. Thus we take the temperature of the intergalactic medium  $T_{\text{IGM}}$  to be  $10^6 - 10^8$  K, on the order of the present value of the temperature of the intracluster gas. For the number density of IGM  $n_a$ , as an extreme case, we equate  $n_a$  with the critical density  $n_{\text{cr}} = 3H_0^2/(8\pi Gm_p)(1+z)^3$ , which is much larger than the average baryon density by a factor of  $\Omega_b h^2$ . On the other hand, we make use of the similarity solution for the Sedov phase to calculate the pressure behind the shock front. In figure 5 we plot  $t_p$  against redshift  $z$ . From this figure we see that the lifetime of a cocoon in a rich cluster of galaxy is shorter than  $t_r$ . For the most extreme case, with the electron number density  $n_e \sim 10^{-3}\text{cm}^{-3}$  and the temperature

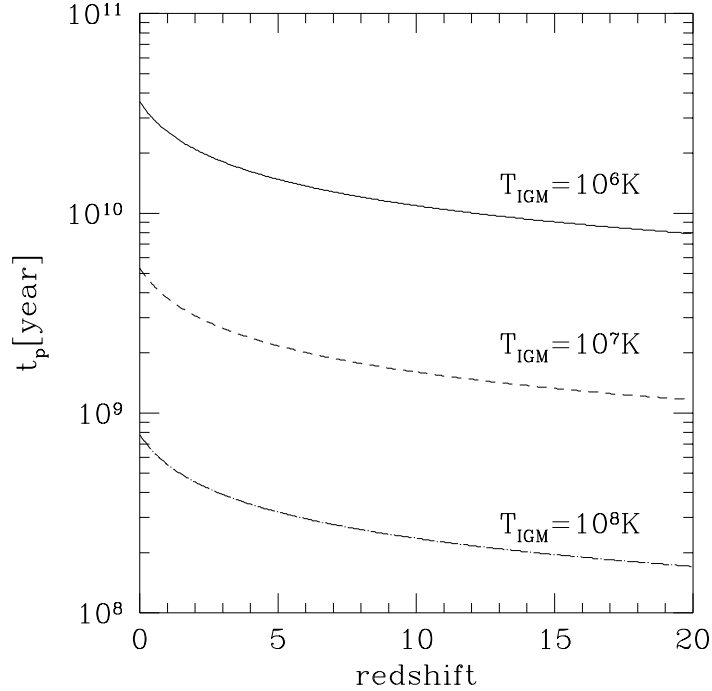


Fig. 5.— Timescale to reach the state of pressure equilibrium with the external IGM pressure  $t_p$  against redshift. The temperature of the IGM is constant. Solid line corresponds to the case with  $T_{\text{IGM}} = 10^6$  K and dashed line corresponds to the case with  $T_{\text{IGM}} = 10^7$  K.

$T \sim 10^8$  K,  $t_p$  is about  $1 \times 10^8$  years. We find that when  $t_r \geq 10^8$  years for  $z \leq 10$ ,  $y \gtrsim 2.6 \times 10^{-6} (f_{\text{BH}}/0.002)(f_r/10^{-2})$ , which is still observable.

For radio luminous galaxies, the radio emission itself may affect the Sunyaev-Zel’dovich decrement. In order to estimate this effect we should take into account the integrated spectrum in a line of sight from cocoons at different redshift. From equations (17) and (33), however, we see that there is marginally one cocoon in one line of sight, which means that the contamination by radio emission from other radio galaxies is not a severe problem. Thus we only have to consider the radio emission accompanying the cocoon itself. Detailed spectrum evolution requires a specific model of radio lobes, though, we just present simple discussions in this paper.

The Sunyaev-Zel’dovich decrement of flux is (Zel’dovich & Sunyaev, 1969)

$$\frac{\Delta I_\nu}{I_\nu} = \frac{x e^x}{(e^x - 1)} \left[ x \left( \frac{e^x + 1}{e^x - 1} \right) - 4 \right] \cdot y, \quad (34)$$

with the nondimensional frequency  $x \equiv h\nu/kT$ . In the Rayleigh-Jeans region ( $x \ll 1$ ),

$$\frac{\Delta I_\nu}{I_\nu} \rightarrow -2y, \quad (35)$$

which is independent of  $x$ , and the CMB flux containing Sunyaev-Zel'dovich signal has also black body spectrum. At  $\nu \gtrsim 10\text{GHz}$ , the spectrum of radio galaxy is  $I_\nu \propto \nu^{-\alpha}$  (typically  $\alpha > 0$  for bright sources; see Sokasian et al. 1998), which is quite different from the CMB spectrum ( $\propto \nu^2$ ). As Sokasian et al. (1998) pointed out, bright radio galaxies can be major sources of the anisotropy of CMB especially on subdegree scales at  $10\text{GHz} \lesssim \nu \lesssim 200\text{GHz}$ , and the Sunyaev-Zel'dovich signal can be completely overcome by the radio emission in this waveband and angular scale while lobes are bright. In the Wien region, radio emission from radio galaxies becomes increasingly fainter with  $\nu$ , and the influence on the deformation of CMB is far weaker than in the Rayleigh-Jeans region. Thus, one could consider that the observational prediction of the integrated  $y$  of the Sunyaev-Zel'dovich effect is significantly contaminated by emission from the lobes in low frequencies. In such a case, the multiwavelength observation covering a wide range including both Rayleigh-Jeans and Wien region, which PLANCK satellite will carry out<sup>4</sup>, is required in order to detect the Sunyaev-Zel'dovich effect.

However, the effect of radio emission from the lobes depends on the ratio of the timescale of energy loss of the high energy electrons by synchrotron emission and the cocoon effective lifetime ( $\approx t_{\text{life}} + t_r$ ). Synchrotron emission from lobes may not fade away immediately after the jet stops, while cocoons can survive for a relatively long period. If the lifetime of synchrotron emission is significantly shorter than the effective cocoon lifetime, we expect little contamination from radio emission to measure the Sunyaev-Zel'dovich signal in the Rayleigh-Jeans region. The loss timescale can be estimated if we know the magnetic field strength and the density of high energy electrons at the lobes. Note that McKinnon, Owen, & Eilek (1991) reported the detection of Sunyaev-Zel'dovich decrement from radio jet lobes with NRAO 12m telescope.

The lobe decay time is also closely related to the fraction of high energy electrons  $\epsilon_t$  (see below). However, the estimate of the lobe decay time requires a detailed model of radio emitting lobes, and this is beyond the scope of this paper. In addition to the evolution of the spectrum, the estimate of lobe emission decay time should be regarded as a future work.

Radio galaxies have one or two lobes that emit synchrotron radiation from high energy electrons, which are accelerated via Fermi acceleration at the shock. We assumed in the

---

<sup>4</sup>see <http://astro.estec.esa.nl/SA-general/Projects/Planck/>.

cocoon model that almost all of the jet matter is completely thermalized at the shock, but more realistically speaking, only a fraction  $\epsilon_t < 1$  of the jet-supplied energy can become the thermal pressure of the cocoon. Therefore  $L_j$  in equation (32) is replaced by  $\epsilon_t L_j$  and  $y$  is  $\epsilon_t y$ . As expressed in §3, when the jet is stopped by the shock, a large fraction of jet matter would be thermalized ( $\epsilon_t \approx 1$ ) with the magnetic field. The thermalization efficiency  $\epsilon_t$  can be estimated if we know the species of the jet particles (whether they are neutral particles or electron-positron plasma as expected by the central engine of a massive black hole) and the acceleration mechanism at the shock. X-ray emission from the lobes, which is considered to be inverse Compton scattered synchrotron photons, will provide important information about  $\epsilon_t$ .

Jones et al. (1997) found the decrement of CMB temperature towards the  $z = 3.8$  radio-quiet quasar pair PC1643+4631 A and B. There is no detected optical or X-ray source in this direction, and they consider that a low surface brightness cluster of galaxies may be present at relatively high ( $1 \leq z \leq 3.8$ ) redshift. Another explanation is suggested by Natarajan & Sigurdsson (1999), who consider that the decrement is the kinematical Sunyaev-Zel’dovich effect produced by quasar winds. Neither explanations seems particularly plausible. We suggest that the so-called “black cloud” phenomenon (see also Richards et al. 1997) may be related to the relics of radio galaxies, with the lobes already vanished and with the cocoon still hot enough to give a sizable Sunyaev-Zel’dovich decrement.

We thank H. Susa and R. Nishi for useful discussions in the early stage of this study, and anonymous referee for helpful comments. M.Y. is grateful for many valuable comments by K. Ohta about the luminosity functions. The research of J.S. has been supported in part by a grant from NASA. This work is financially supported in part by the Grant-in-Aid for Encouragement of Young Scientists by the Ministry of Education, Culture, Science and Sports, No.09440106.

## REFERENCES

- Aghanim, N., Désert, F. X., Puget, J. L., & Gispert, R. 1996, *A&A*, 311, 1.
- Aghanim, N., De Luca, A., Bouchet, F. R., Gispert, R., & Puget, J. L. 1997, *A&A*, 325, 9.
- Babul, A., & Ferguson, H. C. 1996, *ApJ*, 458, 100.
- Bardeen, J. M., Bond, J. R., Kaiser, N., & Szalay, A. S. 1986, *ApJ*, 304, 15.

- Begelman, M. C., & Cioffi, D. F. 1989, *ApJ*, 345, L21.
- Birkinshaw, M. 1999, *Phys.Rept.*, 310, 97.
- Blandford, R. D., & Rees, M. J. 1974, *MNRAS*, 169, 395.
- Chevalier, R.A. 1974, *ApJ*, 188, 501.
- Cioffi, D. F., & Blondin, J. M. 1992, *ApJ*, 392, 458.
- Condon, J. J. 1989, *ApJ*, 338, 13.
- Fixen, D. J., Cheng, E. S., Gales, J. M., Mather, J. C., Shaffer, R. A., & Wright, E. L. 1996, *ApJ*, 473, 576.
- Fort, H. C., Tsvetanov, Z. I., Ferrarese, L., & Jaffe, W. 1997, preprint astro-ph/9711299.
- Fukugita, M., & Kawasaki, M. 1994, *MNRAS*, 269, 563.
- Jones, M., Saunders, R., Baker, J., Cotter, G., Edge, A., Grainge, K., Haynes, T., Lasenby, A., Pooley, G., & Röttgering, H. 1997, *ApJ*, 479, L1.
- Liu, R., Pooley, G., & Riley, J. M. 1992, *MNRAS*, 257, 545.
- Loken, C., Burns, J. O., Clarke, D. A., & Norman, M. L. 1992, *ApJ*, 392, 54.
- Magorrian, J. et al. 1998, *AJ*, 115, 2285.
- Makino, N., & Suto, Y. 1993, *ApJ*, 405, 1.
- McKinnon, M. M., Owen, F. N., & Eilek, J. A. 1991, *AJ*, 101, 2026.
- Natarajan, P., & Sigurdsson, S. 1999, *MNRAS*, 302, 288.
- Nath, B. B. 1995, *MNRAS*, 274, 208.
- Richards, E. A. et al, 1997, *AJ*, 143, 1475.
- Scheuer, P. A. G. 1974, *MNRAS*, 166, 513.
- Shu, F. H. 1992, in *A Series of Books in Astronomy, The Physics of Astrophysics, Volume II*, ed. D. E. Osterbrook & J. S. Miller (Mill Valley:University Science Books), 230.
- Sokasian, A., Gawiser, E., & Smoot, G. F. 1998, astro-ph/9811311.
- Sopp, H. M., & Alexander, P. 1991, *MNRAS*, 251, 14P.

Spitzer, L. 1978, *Physical Processes in the Interstellar Medium*(New York:Wiley).

Sugiyama, N. 1995, *ApJS*, 100, 281.

Sunyaev, R. A., & Zel'dovich, Ya. B. 1980, *ARA&A*, 18, 537.

Tegmark, M., Silk, J., & Blanchard, A. 1994, *ApJ*, 420, 484.

van der Marel, R. 1997, preprint, astro-ph/9712076.

Yosii, Y., & Takahara, F. 1988, *ApJ*, 326, 1.

Zel'dovich, Ya. B., & Sunyaev, R. A. 1969, *Ap&SS*, 4, 301.

Zirbel, E. L., & Baum, S. A. 1995, *ApJ*, 448, 521.