

Chemical Enrichment from Massive Stars in Starbursts

Henry A. Kobulnicky

University of California Santa Cruz, Lick Observatory, Santa Cruz, CA 95064, USA

Abstract.

The warm ionized gas in low-mass, metal-poor starforming galaxies is chemically homogeneous despite the prevalence of large H II regions which contain hundreds of evolved massive stars, supernovae, and Wolf-Rayet stars with chemically-enriched winds. Galaxies with large Wolf-Rayet star content are chemically indistinguishable from other vigorously star-forming galaxies. Furthermore, no significant localized chemical fluctuations are present in the vicinity of young star clusters, despite large expected chemical yields of massive stars. An ad-hoc fine-tuning of the release, dispersal and mixing of the massive star ejecta could give rise to the observed homogeneity, but a more probable explanation is that fresh ejecta from massive stars reside in a hard-to-observe hot or cold phase. In any case, the observed chemical homogeneity indicates that heavy elements which have already *mixed* with the warm interstellar medium (thus accessible to optical spectroscopy) are homogeneously *dispersed* over scales exceeding 1 kpc. Mixing of fresh ejecta with the surrounding warm ISM apparently requires longer than the lifetimes of typical H II regions ($>10^7$ yrs). The lack of observed localized chemical enrichments is consistent with a scenario whereby freshly-synthesized metals from massive stars are expelled into the halos of galaxies in a hot, 10^6 K phase by supernova-driven winds before they cool and “rain” back down upon the galaxy, creating gradual enrichments on spatial scales >1 kpc.

1. Introduction

Starburst galaxies contain hundreds to thousands of the most massive O type stars and their Wolf-Rayet descendants (see other articles in this volume). Massive stars are generally concentrated in clusters with typical diameters of ~ 10 – 20 pc. The duration of the starburst events in low-mass galaxies is thought to be 10 Myr or less, so that the duty cycle of massive star formation over the lifetime of the galaxy is small (Dohm-Palmer et al. 1998). In normal galaxies, these massive star clusters dominate the production of ionizing photons, the generation of mechanical energy input to the ISM, and the nucleosynthesis of α -process elements (e.g., O, Ne, S, Si). Understanding the fate of these heavy elements after they are ejected by stellar winds and supernovae explosions is part of the larger objective to trace the life cycles of matter in the universe.

The impact of massive star evolution on a host galaxy is best studied in low-mass systems where the effect is most pronounced. Low-mass galaxies encompass a wide variety of objects with nomenclatures including blue compact dwarf galaxies (BCDG), H II galaxies, dwarf elliptical galaxies (dE), irregular (Irr), and low surface brightness (LSB) galaxies. Because low-mass galaxies are also relatively metal-deficient (Lequeux et al. 1979; Skillman 1989), the heavy element yield of a given number of massive stars has a relatively large impact on the chemical properties of the surrounding gas. The chemical composition of the stars and gas in low mass galaxies may be measured by optical spectroscopy of emission lines from prominent H II regions (warm ionized gas), absorption lines in stellar atmospheres (stars), or X-ray spectroscopy of emission lines from highly ionized atomic species (hot diffuse gas). Here I consider only abundance measurements of the warm photo-ionized gas in and around H II regions. Since oxygen is the most easily measured element in H II regions, the terms “abundance” or “metallicity” should be read here as the “abundance of oxygen relative to hydrogen by number.”

Assessing the impact of massive stars on the chemical content of their host galaxies entails two distinct issues: 1) Do galaxies with large populations of evolved massive stars (i.e., Wolf-Rayet Galaxies) show, as a group, signatures of chemical enrichment from the current generation of star formation? 2) Are there *localized* chemical fluctuations on spatial scales comparable to individual giant H II regions that might be due to heavy elements recently synthesized and released by massive stars (e.g., “self-enrichment”—Kunth & Sargent 1986; “local contamination”—Pagel, Terlevich, & Melnick 1986)? Since chemical abundances are like fossils that record the previous star formation activity, both types of elemental variations contain information about the star formation and gas dynamical history of the host galaxy.

2. Chemical Abundances in Wolf-Rayet Galaxies

Galaxies with large populations of evolved massive stars in the Wolf-Rayet phase are sometimes termed Wolf-Rayet Galaxies (see contribution in this volume by P. Conti). There are presently no quantitative criteria by which objects are granted this distinction, and it has now become clear that the Wolf-Rayet phase is a normal episode in the evolution of starburst galaxies. Wolf-Rayet stars are observed in nearly all galaxies, including the Milky Way, the Magellanic Clouds, and even the extremely metal-deficient I Zw 18 (Izotov et al. 1997; Legrand et al. 1997). Nevertheless, some galaxies show prominent Wolf-Rayet features in their integrated optical spectra, indicating a large fraction of stars in the Wolf-Rayet phase. Some authors postulate that the interstellar gas in such galaxies may become “contaminated” by nitrogen-rich and helium-rich winds of the evolved stars (Pagel, Terlevich, & Melnick 1986). For this reason, such galaxies are often omitted from studies seeking to use the chemical properties of low-mass galaxies to measure the primordial helium abundance and other fundamental cosmological parameters (Pagel et al. 1992; Olive & Steigman 1995).

I have collected from the literature and self-consistently analyzed the oxygen, nitrogen, and helium abundances from nearly 100 low-mass galaxies, as compiled in Kobulnicky & Skillman (1996). Figure 1 and Figure 2 show the

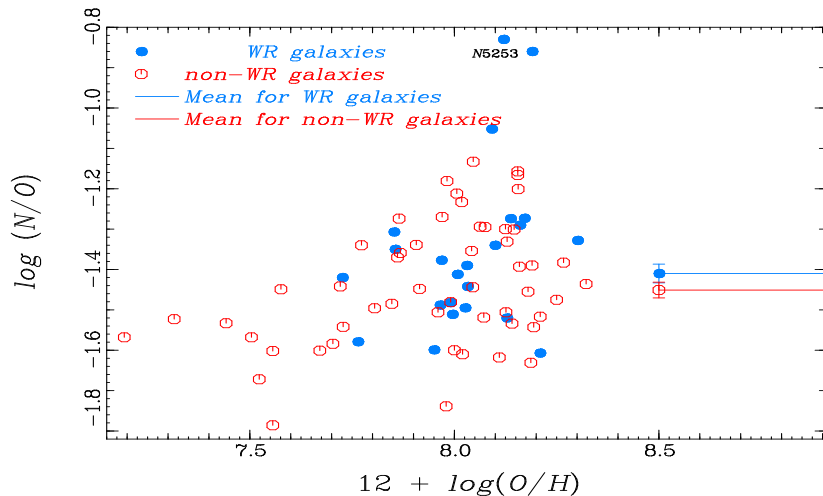


Figure 1. The oxygen abundance, as measured by $12 + \log(\text{O}/\text{H})$, versus the nitrogen-to-oxygen ratio in low-mass, metal-poor galaxies from Kobulnicky & Skillman (1996). Filled circles distinguish galaxies with strong Wolf-Rayet features from those without (open circles). The mean N/O ratio for Wolf-Rayet galaxies is consistent with that for non Wolf-Rayet galaxies. There is no evidence that Wolf-Rayet galaxies are chemically distinct in any way.

resulting chemical abundances. Filled circles distinguish galaxies with strong Wolf-Rayet features from galaxies without strong Wolf-Rayet features (open circles). A comparison of the two galaxy samples reveals no significant difference between their mean nitrogen abundances. Likewise, the mean helium abundances for the two samples are also consistent with one another. This result shows that, as a class, galaxies with strong Wolf-Rayet features from evolved massive stellar populations do not exhibit anomalous chemical properties compared to other star-forming galaxies. This result does not mean that evolved massive starbursts do not contribute heavy elements to the surrounding interstellar medium; we may only infer that the presence of strong Wolf-Rayet features alone is not sufficient to distinguish galaxies which may have recently experienced an episode of chemical enrichment.

3. Localized Chemical Abundance Fluctuations

3.1. Do Chemical Fluctuations Exist?

Clusters of massive stars are, in theory, capable of creating large localized chemical enrichments (Esteban & Peimbert 1995). A typical $40 M_{\odot}$ star may yield $2\text{--}6 M_{\odot}$ of oxygen and several $\times 0.1 M_{\odot}$ of nitrogen. Individual Wolf-Rayet nebulae and supernova remnants exhibit pronounced concentrations of fresh nucleosynthesis products. Yet, on the scale of giant H II regions near massive star clusters in NGC 4214 (Kobulnicky & Skillman 1996) and NGC 1569 (Kobulnicky

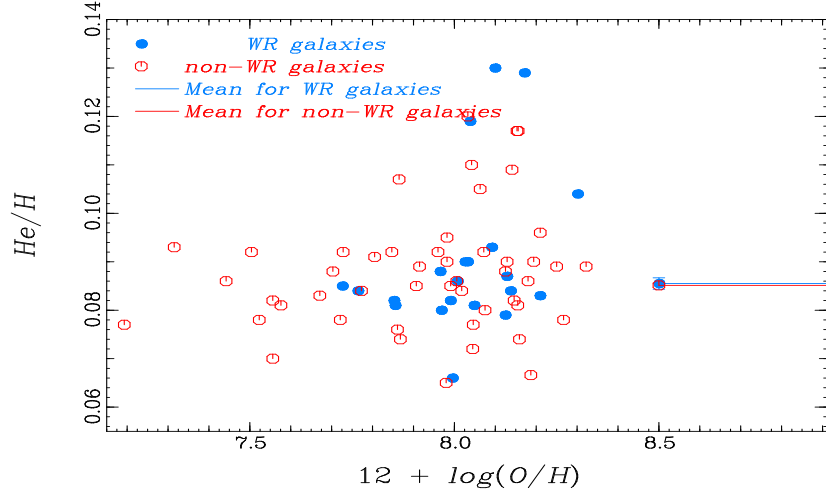


Figure 2. The oxygen abundance, as measured by $12 + \log(\text{O}/\text{H})$, versus the helium-to hydrogen ratio in low-mass, metal-poor galaxies from Kobulnicky & Skillman (1996). Filled circles distinguish galaxies with strong Wolf-Rayet features, from those without (open circles). The mean He/H ratio for Wolf-Rayet galaxies is consistent with that for non Wolf-Rayet galaxies. There is no evidence that Wolf-Rayet galaxies are chemically distinct in any way.

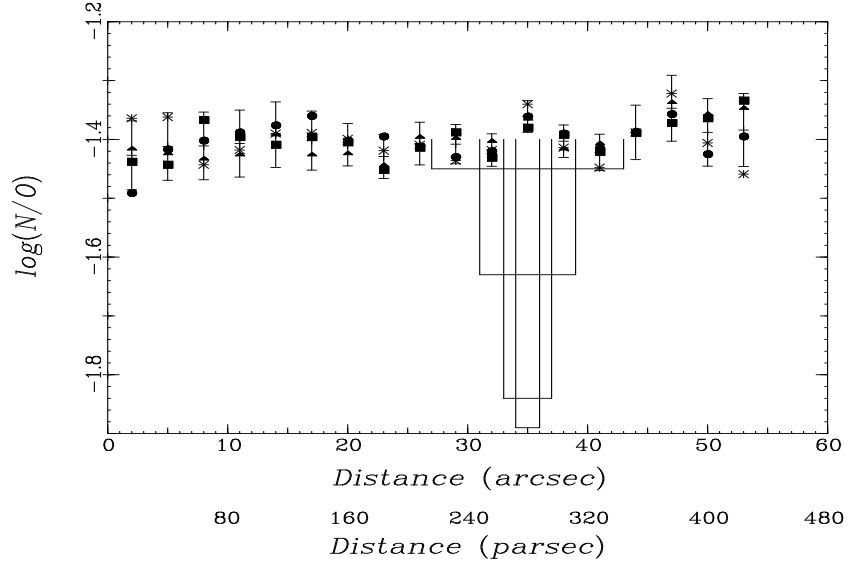


Figure 3. The N/O ratios along a $45''$ strip of the ISM adjoining cluster A in NGC 1569. The expected magnitude of chemical enrichment (predominantly O enrichment) is shown by solid lines for four different spherical dispersal volumes. The observed variations are small in comparison to predicted enrichments, suggesting some of the freshly-released elements are hidden in a hard-to-observe phase.

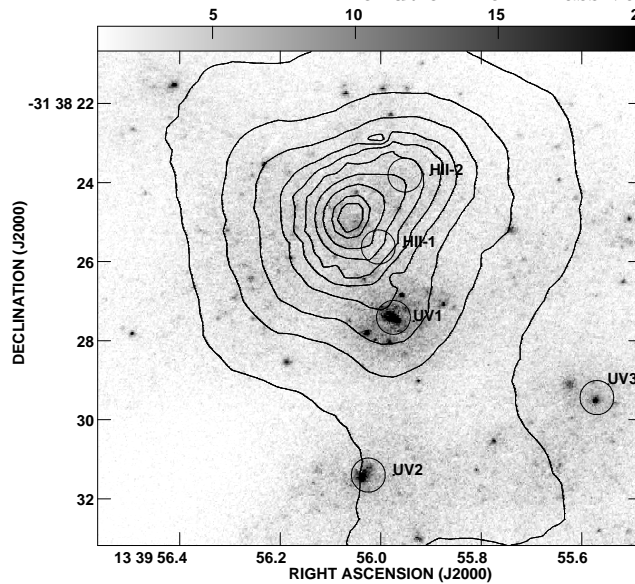


Figure 4. HST ultraviolet (greyscale) and $H\alpha$ (contours) image of the central few arcsec of NGC 5253, showing the 3 UV-bright starclusters, and the location of HST Faint Object Spectrograph apertures used to measure the region of nitrogen enhancement (Kobulnicky et al. 1997). The two apertures labeled H II-1 and H II-2 denote roughly the position and size of the region where nitrogen appears overabundant by a factor of 2–3 compared to the rest of the galaxy.

& Skillman 1997; Devost, Roy & Drissen 1997), NGC 2636 (Roy et al. 1996), and the SMC (Pagel et al. 1978; Russel & Dopita 1990) no measurable O, N, or He anomalies are seen in the surrounding warm photoionized medium. A quantitative comparison of expected chemical pollution versus observed abundance fluctuations is shown in Figure 3 for the case of the super star cluster A in NGC 1569. The measured N/O ratio along a $45''$ strip adjoining the star cluster is plotted. The N/O ratio is a particularly robust measure of potential abundance fluctuations because it is relatively insensitive to errors in the adopted electron temperature. In Figure 3, no substantial variations beyond the measurement uncertainties are evident despite a sensitivity to N or O yields of just a few massive stars. For example, the slightly-elevated N/O ratio seen at the position number 12 at the $35''$ mark could be caused by as few as two $40 M_{\odot}$ stars.

NGC 5253 (Welch 1970; Walsh & Roy 1989; Kobulnicky et al. 1997) and possibly Markarian 996 (Thuan, Isotov, & Lipovetsky 1996) remain the only galaxies where strong localized abundance anomalies are present. NGC 5253 contains a central starburst region (Figure 4) overabundant in nitrogen by a factor of 3 compared to the surrounding ISM. The nitrogen overabundant region appears to be ~ 60 pc in diameter and is centered on the heavily obscured starcluster to the NW of aperture H II-1. Schaerer et al. (1997) detect Wolf-Rayet features near this location. One hypothesis is that 6–10 Wolf Rayet stars have “polluted” this area with their nitrogen-rich winds. The N enrichment is equivalent to the nitrogen yield of ~ 8 Wolf-Rayet stars, or ~ 120 Type I planetary

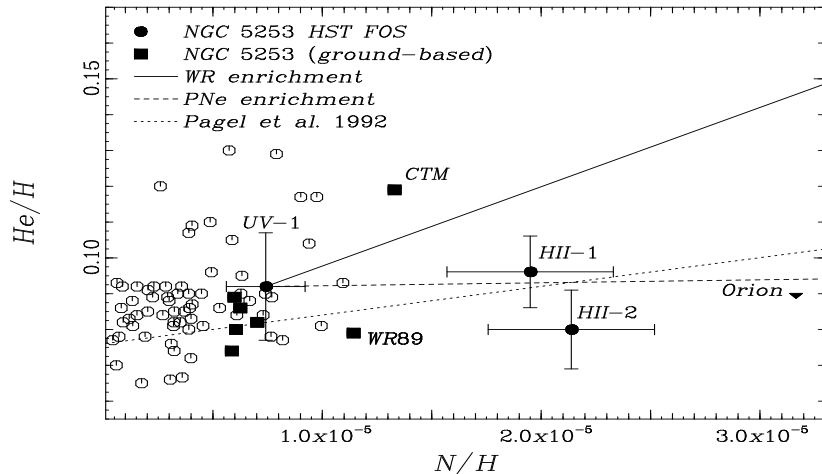


Figure 5. He/H versus N/H for 60 low-metallicity galaxies and NGC 5253. The ground-based observations of NGC 5253 are shown with filled squares, and HST FOS data are plotted with filled circles. Positions H II-1 and H II-2 exhibit N abundances a factor of 3 above most metal-poor galaxies. Lines denoting the expected ratio of N and He enrichment from W-R star winds and planetary nebulae are indicated. The lack of He enrichment accompanying the N enrichment is inconsistent with pollution by Wolf-Rayet star winds.

nebulae. However, the lack of He enrichment at the same locations (Kobulnicky et al. 1997) is difficult to understand since localized enrichment by Wolf-Rayet winds should produce elevations of both elements. Ground-based spectra (Walsh & Roy 1989) do show an He overabundance along with the N overabundance, lending credence to the Wolf-Rayet star scenario.

3.2. Is Dilution the Solution to Pollution?

Can the lack of observed enrichment be due to rapid dispersal and dilution of the heavy elements? Not likely. Assuming an age of 10 Myr for cluster A, homogeneous dispersal within a sphere of a given radius, a filling factor for the ionized gas of 0.1, a gas density of 100 cm^{-3} , an IMF slope of -2.7 in the range $0.5\text{--}100 M_{\odot}$ (see Kobulnicky & Skillman 1997 for details), the expected N/O deviations for a variety of dispersal scales are shown with solid lines in Figure 3. Adopting any combination of inhomogeneous dispersal, higher cluster age, lower filling factor or lower average gas density will enhance the expected chemical variations. Given typical expansion speeds of supernova ejecta, the heavy elements *could* be dispersed through a larger region than the largest simulated volume, and thereby become undetectable. However, such an extreme rapid-dilution scenario requires a finely-tuned, ad hoc dispersal mechanism to maintain the appearance of homogeneity of scales of several hundred pc. I Zw 18 provides an extreme test of the rapid dispersal hypothesis. In a small metal-poor galaxy like I Zw 18, even two O stars can produce significant chemical enrichment. Yet, both starburst knots in I Zw 18, separated by 300 pc, show

identical chemical properties (Skillman & Kennicutt 1993). It seems that the heavy elements produced by the massive stars (down to $20 M_{\odot}$) in cluster A in NGC 1569 are evidently not seen in the warm ionized medium.

4. Discussion

On scales of 10 pc to over 1 kpc, low-mass galaxies appear chemically homogeneous, indicating that the heavy elements are well dispersed throughout the warm ionized phase of the interstellar medium. The heavy elements are not necessarily well-mixed, however, as concentrations of massive star ejecta may exist on small, sub pc scales, or they may be incorporated into a phase of the ISM other than the warm, $\sim 10,000$ K photoionized medium. Given the lack of visible chemical enrichment around major starbursts, several explanations could be considered.

1) *Perhaps the metals were never produced/released in the first place.* If the number of massive stars originally present in the cluster has been overestimated based on the remaining stellar content, then the expected mass of heavy elements would be reduced. An abnormally low upper mass cutoff in the IMF, or an abnormally steep IMF could work to accomplish the observed effect. Yet, NGC 4214 and NGC 1569 do contain Wolf-Rayet stars, so clearly the most massive stars have been, and are still present in the bursts.

2) *An alternative suggestion requires that black holes left by supernovae from massive stars to engulf the metals produced by the progenitor (e.g., Maeder 1992).* This idea merits further theoretical investigation, but unless the lower mass limit for black hole formation, M_{BH} is considerably lower than $\sim 50 M_{\odot}$, then the reduction of chemical yields would be too minor to resolve this problem. See discussion elsewhere in this volume for current estimates of M_{BH} .

3) *The last, and most probable explanation for missing metals requires that the freshly-ejected metals reside in a hard-to-observe hot or cold phase (e.g., Tenorio-Tagle 1996).* Since supernovae and the superbubbles formed by concerted supernovae contain copious X-ray emitting material, hot gas is the preferred explanation. The Cas A supernova remnant, for example, contains between $4 M_{\odot}$ (Vink, Kaastra, & Bleeker 1996) and $15 M_{\odot}$ (Jansen, Smith, & Bleeker 1989) of X-ray emitting material, consistent with the amount of ejecta expected from the progenitor. The pending generation of X-ray observatories should be able to measure the mass and metallicity of hot gas surrounding massive star clusters and make a direct comparison to expectations based on starburst models.

Acknowledgments. I thank the organizing committee for the invitation to present this talk. I am especially grateful to Peter Conti for a timely 1992 colloquium at the University of Minnesota which inspired much of this work.

References

- Devost, D., Roy, J.-R., & Drissen, L. 1997, ApJ, 482, 765
 Dohm-Palmer, R. C., Skillman, E. D., Gallagher, J., Tolstoy, E., Mateo, M.,
 Dufour, R. J., Saha, A., Hoessel, J., Chiosi, C. 1998, AJ, 116, 1227

- Esteban, C., & Peimbert, M. 1995, *A&A*, 300, 78
- Izotov, Y. I., Foltz, C. B., Green, R. F., Guseva, N. G., & Thuan, T. X. 1997, *ApJ*, 487, 37
- Jansen, F. A., Smith, A., Bleeker, J. A. M. 1989, *ApJ* 331, 949
- Kobulnicky, H. A., & Skillman, E. D. 1996, *ApJ*, 471, 211
- Kobulnicky, H. A., & Skillman, E. D. 1997, *ApJ*, 489, 636
- Kobulnicky, H. A., Skillman, E. D., Roy, J.-R., Walsh, J., & Rosa, M. 1997, *ApJ*, 477, 679
- Kunth, D., & Sargent, W. L. W. 1986, *ApJ*, 300, 496
- Lequeux, J., Peimbert, M., Rayo, J. F., Serrano, A., & Torres-Peimbert, S. 1979, *A&A*, 80, 155
- Legrand, F., Kunth, D., Roy, J.-R., Mas-Hesse, J. M., & Walsh, J. R. 1997, *A&A*, 326, 17
- Maeder, A. 1992, *A&A*, 264, 105
- Martin, C. L. 1996, *ApJ*, 465, 680
- Olive, K. A., & Steigman, G. 1995, *ApJS*, 97, 49
- Pagel, B. E. J., Edmunds, M. G., Fosbury, R. A. E., & Webster, B. L. 1978, *MNRAS*, 184, 569
- Pagel, B. E. J., Terlevich, R. J., & Melnick, J. 1986, *PASP*, 98, 1005
- Pagel, B. E. J., Simonson, E. A., Terlevich, R. J., & Edmunds, M. G. 1992, *MNRAS*, 255, 325
- Roy, J. R., Belley, J., Dutil, Y., Martin, P. 1996, *ApJ*, 460, 284
- Russel, S. C. & Dopita, M. A. 1990, *ApJS*, 74, 93
- Schaerer, D., Contini, T., Kunth, D., & Meynet, G. 1997, *ApJ*, 481, L75
- Skillman, E. D. 1989, *ApJ*, 347, 883
- Skillman, E. D., & Kennicutt, R. C. 1993, *ApJ*, 411, 655
- Thuan, T. X., Izotov, Y. & Lipovetsky, Y. 1996, *ApJ*, 463, 120
- Vilchez, J. et al. 1997, this volume
- Vink, J., Kaastra, J. S., & Bleeker, J. A. M. 1996, *A&A*, 307, L41
- Walsh, J. R., & Roy, J.-R. 1989, *MNRAS*, 239, 297
- Welch, G. A. 1970, *ApJ*, 161, 821
- Tenorio-Tagle, G. 1996, *AJ*, 111, 1641