

# CAN QUASARS BE EXPLAINED BY COSMOLOGICAL WAVEGUIDE EFFECTS?

S. Capozziello<sup>1</sup> and G. Iovane<sup>2</sup>

*Dipartimento di Scienze Fisiche "E.R. Caianiello", Università di Salerno,  
 INFN Sezione di Napoli, Gruppo collegato di Salerno,  
 Via S. Allende, I-84081 Baronissi (SA) Italy.*

A sort of gravitational waveguide effect in cosmology could explain, in principle, the huge luminosities coming from quasars using the cosmological large scale structures as selfoc-type or planar waveguides. Furthermore, other anomalous phenomena connected with quasars, as the existence of “brothers” or “twins” objects having different brilliancy but similar spectra and redshifts, placed on the sky with large angular distance, could be explained by this effect. We describe the gravitational waveguide theory and then we discuss possible realizations in cosmology.

## 1. Introduction

Recently, gravitational lensing has become, in actual fact, a new field of astronomy and astrophysics to investigate the Galaxy, the large scale structure of the universe and to test cosmological models [1]. Acting on all scales, it provides a great amount of applications like a more accurate determination of the cosmological parameters as  $H_0$ ,  $\Omega$ , and  $\Lambda$  [2],[3], the possibility of describing the potential of lensing galaxies and galaxy clusters from the observation of multiply imaged quasars, arcs and arclets [4],[5]. However, the leading role of gravitational lensing is its contribution in searching for dark matter. In fact a way to detect compact objects with masses in the range  $10^{-5}M_\odot \div 100M_\odot$ , in the Galaxy or in nearby galaxies, is based upon an application of lensing, the so called *microlensing*, which effect is to produce characteristic light variations of distant compact sources. The features of such a curve give the physical properties of the unseen objects (the Massive Astrophysical Compact Halo Objects, *i.e.* the MACHOs) which seem greatly to contribute to the mass of our Galaxy [6].

Microlensing has also cosmological applications. Particularly promising are the multiply macro-imaged quasars whose lensing galaxy should have a large optical depth for lensing effects [7],[8] [11] (at least 20 objects are identified; see, for example, [12],[13], [14]).

The above kinds of analysis are possible if we have a model explaining the way of forming images such as the above-mentioned arcs, rings or simply double images and predicting the effects of the deflector [9],[10].

From a theoretical point of view, lensing must be treated studying the geometry of the system source–

lens–observer. This study is simple if we suppose that these are three points on a plane as well as if we consider thin lens approximation: such hypotheses are reasonable because of the large distances considered. A theoretical model can be worked out by giving a specified form to the lens density, *i.e.* fixing its structure. From the density function, using the equations derived from the geometry, we can have predictions for the observed deviation of the source light and magnitude of every image.

It is well known that the gravitational lensing may be explained using the action of a gravitational field on the light rays. In this case, the action of media with corresponding refraction index is, for weak field approximation, completely determined by the Newtonian gravitational potential which deflects and focuses the light rays.

In optics, however, there exist other types of devices, like optical fibers and waveguides which use the same deflection phenomena. The analogy with the action of a gravitational field onto light rays may be extended to incorporate these other structures on the light. In other words, it is possible to suppose the existence of a sort of gravitational waveguide effect [16],[17], [18]. furthermore, structures like cosmic strings, texture and domain walls, which are produced at phase transition in inflationary models, can evolve into today observed filaments, clusters and groups of galaxies and behave in a variety of ways with respect to the propagation of light. In fact, the lensing by cosmic string was suggested as explanation of the observation [19] of twins objects with very large angular distance between the partners [21],[22].

The aim of this work is to discuss the properties of possible waveguides in the universe and to suggest the explanation of some phenomena, like quasar huge lu-

<sup>1</sup>e-mail: capozziello@vaxsa.csied.unisa.it

<sup>2</sup>e-mail: geriov@vaxsa.csied.unisa.it

minisities and large angular distances between twins, as a by-product of their existence. For example, a filament of galaxies can be considered a sort of waveguide preserving total luminosity of a source, if we have, locally, an effective gravitational potential of the form  $\Phi(\mathbf{r}) \sim \mathbf{r}^2$ , while the planar structures generated by the motion of cosmic strings (the so called "wakes") can yield cosmological structures where the total flux of light is preserved and the brightness of objects at high redshift, whose radiation passes through such structures, appears higher to a far observer.

Sec. 2 is devoted to the discussion of the gravitational potential intended as the refraction index of geometrical optics. In Sec. 3, we derive the Helmholtz scalar equation, starting from the Maxwell equation for the electromagnetic field, which is the dynamical equation for the optical waveguides.

In Sec. 4, we construct the optical waveguide model using the paraxial approximation (the so called Fock-Leontovich approximation [23]). We propose a model in which we consider, instead of a simple gravitational lensing effect, the effect of a sort of system of lenses which, combined in files or in planes, results as a waveguide. In Sec. 5, we discuss the eventual cosmological realization of such structures and the connection with observations, in particular with quasars, giving some simulations. Conclusions are drawn in Sec. 5.

## 2. The propagation of light in a weak gravitational field

The behaviour of the electromagnetic field without sources in the presence of a gravitational field is described by the Maxwell equations [30],[31]

$$\frac{\partial F_{\alpha\beta}}{\partial x^\gamma} + \frac{\partial F_{\beta\gamma}}{\partial x^\alpha} + \frac{\partial F_{\gamma\alpha}}{\partial x^\beta} = 0; \quad (2.1)$$

$$\frac{1}{\sqrt{-g}} \frac{\partial}{\partial x^\beta} (\sqrt{-g} F^{\alpha\beta}) = 0, \quad (2.2)$$

where  $F^{\alpha\beta}$  is the electromagnetic field tensor and  $\sqrt{-g}$  is the determinant of the four-dimensional metric tensor. For a static gravitational field, these equations can be reduced to the usual Maxwell equations describing the electromagnetic field in media where the dielectric and magnetic tensor permeabilities are connected with the metric tensor  $g_{\mu\nu}$  by the equation [29]

$$\varepsilon_{ik} = \mu_{ik} = -g_{00}^{-1/2} [\det g_{ik}]^{-1/2} g_{ik}; \quad (2.3)$$

$$i, k = 1, 2, 3.$$

If one has an isotropic model, the metric tensor is diagonal and the refraction index may be introduced by mimicking the gravitational field

$$n(\mathbf{r}) = (\varepsilon\mu)^{1/2}, \quad (2.4)$$

(it is worthwhile to note that such a situation can be easily reproduced in cosmology [14]).

For weak gravitational fields, considered also to describe usual gravitational lensing effects, the metric tensor components are expressed in terms of the Newton gravitational potential  $\Phi$  as [12],[14],[29]

$$g_{00} \simeq 1 + 2 \frac{\Phi(\mathbf{r})}{c^2}; \quad (2.5)$$

$$g_{ik} \simeq -\delta_{ik} \left( 1 - 2 \frac{\Phi(\mathbf{r})}{c^2} \right); \quad (2.6)$$

where we are assuming the weak field  $\Phi/c^2 \ll 1$  and the slow motion approximation  $|v| \ll c$ . Then, due to relations (2.3), (2.5) and (2.6), the refraction index  $n(\mathbf{r})$  in (2.4) can be expressed in terms of the gravitational potential  $\Phi(\mathbf{r})$  produced by some matter distribution. Such a weak field situation is realized for cosmological structures which give rise to the gravitational lensing effects connected to several observable phenomena (multiple images, magnification, image distortion, arcs and arclets) [14]. Here, we are interested to a specific application which could be realized by some kinds of gravitational systems as cosmological string-like or planar-like distributions of matter.

## 3. The Helmholtz Equation

In this section, we derive the Helmholtz equation from the Maxwell equations in media reducing the equation with interaction of different light polarizations to a scalar equation. Let us write the Maxwell equations for the electromagnetic field in media without sources, *i.e.*  $\mathbf{J} = 0, \rho = 0$ , have the form

$$\text{rot } \mathbf{E}(\mathbf{r}, t) = -\frac{1}{c} \frac{\partial \mathbf{B}(\mathbf{r}, t)}{\partial t}, \quad (3.1)$$

$$\text{rot } \mathbf{H}(\mathbf{r}, t) = \frac{1}{c} \frac{\partial \mathbf{D}(\mathbf{r}, t)}{\partial t}, \quad (3.2)$$

$$\text{div } \mathbf{B}(\mathbf{r}, t) = 0, \quad (3.3)$$

$$\text{div } \mathbf{D}(\mathbf{r}, t) = 0, \quad (3.4)$$

where the media contribution is taken into account by the relations

$$\mathbf{D}_\omega(\mathbf{r}) = \varepsilon(\omega, \mathbf{r}) \mathbf{E}_\omega(\mathbf{r}), \quad (3.5)$$

$$\mathbf{B}_\omega(\mathbf{r}) = \mu(\omega, \mathbf{r}) \mathbf{H}_\omega(\mathbf{r}), \quad (3.6)$$

where the subscript  $\omega$  means the Fourier amplitudes of the fields, *i.e.*

$$\mathbf{D}(\mathbf{r}, t) = \int \mathbf{D}_\omega(\mathbf{r}) e^{-i\omega t} d\omega, \quad (3.7)$$

and analogously for  $\mathbf{E}, \mathbf{B}, \mathbf{H}$ . Then, taking the Fourier transforms with respect to the time variable, we get

$$\text{rot } \mathbf{E}_\omega(\mathbf{r}) = \frac{i\omega}{c} \mathbf{B}_\omega(\mathbf{r}), \quad (3.8)$$

$$\text{rot} \mathbf{H}_\omega(\mathbf{r}) = -\frac{i\omega}{c} \mathbf{D}_\omega(\mathbf{r}), \quad (3.9)$$

$$\text{div} \mathbf{B}_\omega(\mathbf{r}) = 0, \quad (3.10)$$

$$\text{div} \mathbf{D}_\omega(\mathbf{r}) = 0. \quad (3.11)$$

Using the relations (3.5), (4.9) we get

$$\text{rot} \mathbf{E}_\omega(\mathbf{r}) = \frac{i\omega}{c} \mu(\omega, \mathbf{r}) \mathbf{H}_\omega(\mathbf{r}), \quad (3.12)$$

$$\text{rot} \mathbf{H}_\omega(\mathbf{r}) = -\frac{i\omega}{c} \varepsilon(\omega, \mathbf{r}) \mathbf{E}_\omega(\mathbf{r}), \quad (3.13)$$

$$\mu \text{div} \mathbf{H}_\omega(\mathbf{r}) = 0, \quad (3.14)$$

$$\text{div}[\varepsilon(\omega, \mathbf{r}) \mathbf{E}_\omega(\mathbf{r})] = 0. \quad (3.15)$$

Let us consider the magnetic permeability  $\mu$  to be constant. Being the operator equality

$$\text{rot rot} = \text{grad div} - \Delta, \quad (3.16)$$

we get from Eq.(3.12)

$$\begin{aligned} \text{grad div} \mathbf{E}_\omega(\mathbf{r}) - \Delta \mathbf{E}_\omega(\mathbf{r}) &= \\ &= \frac{\omega^2}{c^2} \mu(\omega, \mathbf{r}) \varepsilon(\omega, \mathbf{r}) \mathbf{E}_\omega(\mathbf{r}). \end{aligned} \quad (3.17)$$

Introducing the refractive index

$$n^2(\omega, \mathbf{r}) = \mu(\omega, \mathbf{r}) \varepsilon(\omega, \mathbf{r}), \quad (3.18)$$

we can rewrite Eq.(3.17) as

$$\begin{aligned} \Delta \mathbf{E}_\omega(\mathbf{r}) + \frac{\omega^2}{c^2} n^2(\omega, \mathbf{r}) \mathbf{E}_\omega(\mathbf{r}) &= \\ &= -\nabla \left[ \frac{\mathbf{E}_\omega(\mathbf{r}) \nabla \varepsilon(\omega, \mathbf{r})}{\varepsilon(\omega, \mathbf{r})} \right]. \end{aligned} \quad (3.19)$$

Here we have used the relation

$$\text{div} \mathbf{E}_\omega(\mathbf{r}) = -\frac{\mathbf{E}_\omega(\mathbf{r}) \nabla \varepsilon(\omega, \mathbf{r})}{\varepsilon(\omega, \mathbf{r})}. \quad (3.20)$$

One can neglect the term in the right-hand side of Eq.(3.19) if it is much less than both terms in the left-hand side of the same relation. In fact, since  $\Delta = \nabla \cdot \nabla$  for distances of an order of the light wavelength  $\lambda$ , the both terms in the left-hand side of Eq.(3.19) (independently of the light polarization) are of the order

$$|\Delta \mathbf{E}_\omega(\mathbf{r})| \sim \lambda^{-2} E_\omega(\mathbf{r}), \quad (3.21)$$

$$\frac{\omega^2}{c^2} n^2(\omega, \mathbf{r}) \mathbf{E}_\omega(\mathbf{r}) \sim \lambda^{-2} E_\omega(\mathbf{r}). \quad (3.22)$$

The term depending on the light polarization interaction for the same distances is of the order

$$\nabla \left[ \frac{\mathbf{E}_\omega(\mathbf{r}) \nabla \varepsilon(\omega, \mathbf{r})}{\varepsilon(\omega, \mathbf{r})} \right] \sim \lambda^{-2} \frac{\delta \varepsilon}{\varepsilon} E_\omega(\mathbf{r}), \quad (3.23)$$

where  $\delta \varepsilon$  is the change of the dielectric permeability for distances of the order of wavelength  $\lambda$ .

Comparing Eqs.(3.21),(3.22) and (3.23), we conclude that for

$$\frac{\delta \varepsilon}{\varepsilon} \ll 1, \quad (3.24)$$

we can neglect the term depending on the light polarization interaction with respect to the other two terms. In this approximation we get the scalar Helmholtz equation for all the decoupled components of the electric vector field, *i.e.*

$$\Delta \mathbf{E}_\omega(\mathbf{r}) + \frac{\omega^2}{c^2} n^2(\omega, \mathbf{r}) \mathbf{E}_\omega(\mathbf{r}) = 0. \quad (3.25)$$

If one has a solution of the Helmholtz equation  $\mathbf{E}_\omega^{(0)}(\mathbf{r})$ , either exact or approximate one, the influence of the light polarization interaction may be taken into account the Born method of iteration. In fact, the Green function given by Eq.(3.25)  $G(\mathbf{r}, \mathbf{r}', \omega)$  or by an approximation of this equation, satisfies the equation

$$\left[ \Delta + \frac{\omega^2}{c^2} n^2(\omega, \mathbf{r}) \right] G(\mathbf{r}, \mathbf{r}', \omega) = \delta(\mathbf{r} - \mathbf{r}'). \quad (3.26)$$

Then the solution of the equation with the polarization term has the form

$$\begin{aligned} \mathbf{E}_\omega(\mathbf{r}) &= \mathbf{E}_\omega^{(0)}(\mathbf{r}) + \\ &+ \int G(\mathbf{r}, \mathbf{r}', \omega) \nabla \left[ \frac{\mathbf{E}_\omega^{(0)}(\mathbf{r}') \nabla \varepsilon(\omega, \mathbf{r}')}{\varepsilon(\omega, \mathbf{r}')} \right] d\mathbf{r}'. \end{aligned} \quad (3.27)$$

Eq.(3.26) has the form equivalent to the equation for the Green function of the Schrödinger equation for the energy constant  $E$  equal to zero. In fact, if we write down the Hamiltonian operator

$$\hat{\mathcal{H}} = -\frac{1}{2} \Delta + U(\mathbf{r}), \quad (3.28)$$

with  $\hbar = m = 1$ , and the equation for the Green function of the Schrödinger equation  $G_s(\mathbf{r}, \mathbf{r}', E)$  which is the matrix element of the operator  $(\hat{\mathcal{H}} - E)^{-1}$  in the coordinate representation

$$G_s(\mathbf{r}, \mathbf{r}', E) = \langle \mathbf{r} | (\hat{\mathcal{H}} - E)^{-1} | \mathbf{r}' \rangle, \quad (3.29)$$

which comes from the equation

$$(\hat{\mathcal{H}} - E) G_s(\mathbf{r}, \mathbf{r}', E) = \delta(\mathbf{r} - \mathbf{r}'). \quad (3.30)$$

The comparison of this equation in explicit form

$$\left\{ -\frac{1}{2} \Delta + U(\mathbf{r}) - E \right\} G_s(\mathbf{r}, \mathbf{r}', E) = \delta(\mathbf{r} - \mathbf{r}') \quad (3.31)$$

with Eq.(3.26) shows that they are identical for  $E = 0$  with the replacements

$$U(\mathbf{r}) = -2 \frac{\omega^2}{c^2} n^2(\omega, \mathbf{r}), \quad (3.32)$$

$$-2G(\mathbf{r}, \mathbf{r}') = G_s(\mathbf{r}, \mathbf{r}', 0). \quad (3.33)$$

Thus, we have shown that if one knows the Green function  $G_s(\mathbf{r}, \mathbf{r}', E)$  of the Schrödinger equation for the unit mass particle moving in a potential like that in Eq.(3.32), the Green function of the Helmholtz equation (3.26) is given by the equality

$$G(\mathbf{r}, \mathbf{r}') = -\frac{1}{2}G_s(\mathbf{r}, \mathbf{r}', E = 0). \quad (3.34)$$

Since the Green function for the Schrödinger equation are studied for many potentials, the results obtained in quantum mechanics can be applied for our purposes to study polarization and waveguiding effects since they are formally identical.

#### 4. The gravitational waveguide model

Following the above procedure for deriving the scalar Helmholtz equation for the components of the electromagnetic field from the first order Maxwell equations, we get (for some arbitrary monochromatic component of the electric field)

$$\frac{\partial^2 E}{\partial z^2} + \frac{\partial^2 E}{\partial x^2} + \frac{\partial^2 E}{\partial y^2} + k^2 n^2(\mathbf{r})E = 0, \quad (4.1)$$

where  $k$  is the wave number. This procedure works if, as we have seen, the relative change of diffraction index on distances of the light wavelength is small.

The coordinate  $z$ , in Eq.(4.1), is considered as the longitudinal one and it can measure the space distance along the gravitational field structure produced by a mass distribution with an optical axis. Such a coordinate may also correspond to a distance along the light path inside a planar gravitational field structure produced by a planar matter–energy distribution in some regions of the universe. In other words, if one has a matter distribution with some axis like a cylinder with dust or like a planar slab with dust, it is possible to consider the electromagnetic field radiation propagating paraxially. The parabolic approximation [23] is used for describing light propagation in media and in devices as optical fibers [15]. Below, we will discuss the possibility to use this approximation for describing electromagnetic radiation propagating in a weak gravitational field.

Let us consider, the scalar equation (4.1) and the electric field  $E$  of the form

$$E = n_0^{-1/2} \Psi \exp \left( ik \int^z n_0(z') dz' \right); \quad (4.2)$$

$$n_0 \equiv n(0, 0, z),$$

where  $\Psi(x, y, z)$  is a slowly varying spatial amplitude along the  $z$  axis, and  $\exp(iknz)$  is a rapidly oscillating phase factor. Its clear that the beam propagation

is along the  $z$  axis. We rewrite Eq.(4.1) neglecting second order derivative in longitudinal coordinate  $z$  and obtain a Schrödinger–like equation for  $\Psi$ :

$$\begin{aligned} i\lambda \frac{\partial \Psi}{\partial \xi} &= \\ &= -\frac{\lambda^2}{2} \left( \frac{\partial^2 \Psi}{\partial x^2} + \frac{\partial^2 \Psi}{\partial y^2} \right) + \frac{1}{2} [n_0^2(z) - n^2(x, y, z)] \Psi, \end{aligned} \quad (4.3)$$

where  $\lambda$  is the electromagnetic radiation wavelength and we adopt the new variable

$$\xi = \int^z \frac{dz'}{n_0(z')}, \quad (4.4)$$

normalized with respect to the refraction index [16] (for our application,  $n_0(z) \simeq 1$  so that  $\xi$  coincides essentially with  $z$ ).

At this point, it is worthwhile to note that if one has the distribution of the matter in the form of cylinder with a constant (dust) density  $\rho_0$ , the gravitational potential inside has a parabolic profile providing waveguide effect for electromagnetic radiation analogous to self-foc optical waveguides realized in fiber optics. In this case, Schrödinger–like equation is that of two-dimensional quantum harmonic oscillator for which the mode solutions exist in the form of Gauss–Hermite polynomials (see, for example, [24]). In the case of inhomogeneous longitudinal dust distribution in the cylinder (that is  $\rho(z)$ ), the Schrödinger-like equation describes the model of two-dimensional parametric oscillator for which the mode solutions, in the form of modified Gaussian and Gauss–Hermite polynomials, exist with parameters determined by the density dependence on longitudinal coordinate.

As a side remark, it is interesting to stress that, considering again Eq.(4.3), the term in square brackets in the rhs plays the role of the potential in a usual Schrödinger equation; the role of Planck constant is now assumed by  $\lambda$ . Since the refraction index can be expressed in terms of the Newtonian potential when we consider the propagation of light in a gravitational field, we can write the potential in (4.3) as

$$U(\mathbf{r}) = \frac{2}{c^2} [\Phi(x, y, z) - \Phi(0, 0, z)]. \quad (4.5)$$

The waveguide effect depends specifically on the shape of potential (4.5): for example, the radiation from a remote source does not attenuate if  $U \sim r^2$ ; this situation is realized supposing a "filamentary" or a "planar" mass distribution with constant density  $\rho$ . Due to the Poisson equation, the potential inside the filament is a quadratic function of the transverse coordinates, that is of  $r = \sqrt{x^2 + y^2}$  in the case of the filament and of  $r = x$  in the case of the planar structure (obviously the light propagates in the "remaining" coordinates:  $z$  for the filament,  $z, y$  for the plane). In other words,

if the radiation, travelling from some source, undergoes a waveguide effect, it does not attenuate like  $1/R^2$  as usual, but it is, in some sense conserved; this fact means that the source brightness will turn out to be much stronger than the brightness of analogous objects located at the same distance (i.e. at the same redshift  $Z$ ) and the apparent energy released by the source will be anomalously large.

To fix the ideas, let us estimate how the electric field (4.2) propagates into an ideal filament whose internal potential is

$$U(r) = \frac{1}{2}\omega^2 r^2, \quad \omega^2 = \frac{4\pi G\rho}{c^2} \quad (4.6)$$

where  $\rho$  is constant and  $G$  is the Newton constant. A spherical wave from a source,

$$E = (1/R) \exp(ikR), \quad (4.7)$$

can be represented in the paraxial approximation as

$$E(z, r) = \frac{1}{z} \exp\left(ikz + \frac{ikr^2}{2z} - \frac{r^2}{2z^2}\right), \quad (4.8)$$

where we are using the expansion

$$R = (z^2 + r^2)^{1/2} \approx z \left(1 + \frac{r^2}{2z^2}\right), \quad r \ll z. \quad (4.9)$$

It is realistic to assume  $n_0 \simeq 1$  so that, from (4.4),  $\xi = z$ . Assume now that the starting point of the filament of length  $L$  is at a distance  $l$  from a source shifted by a distance  $a$  from the filament axis in the  $x$  direction. The amplitude  $\Psi$  of the field  $E$ , entering the wave guide is

$$\Psi_{in} = \frac{1}{l} \exp\left[\frac{ikl-1}{2l^2} ((x-a)^2 + y^2)\right], \quad (4.10)$$

and so in (4.7), we have  $R = (l^2 + y^2 + (x-a)^2)^{1/2}$ .

We can calculate the amplitude of the field at the exit of the filament by the equation

$$\begin{aligned} \Psi_f(x, y, l+L) = \\ = \int dx_1 dy_1 G(x, y, l+L, x_1, y_1, l) \Psi_{in}(x_1, y_1, l), \end{aligned} \quad (4.11)$$

where  $G$  is the Green function of Eq.(4.3). For the potential (4.6),  $G$  has the form

$$\begin{aligned} G(x, y, l+L, x_1, y_1, l) = \frac{\omega}{2\pi i \lambda \sin \omega \lambda} \times \\ \exp\left(\frac{i\omega[\cos \omega L(x^2 + y^2 + x_1^2 + y_1^2) - 2(xx_1 + yy_1)]}{2\pi i \lambda \sin \omega \lambda}\right), \end{aligned} \quad (4.12)$$

which is the propagator of the harmonic oscillator. The integral (4.11) is Gaussian and can be exactly evaluated

$$\Psi_f = \frac{\omega l}{\omega l^2 \cos \omega L + (l + i\lambda) \sin \omega l} \times \quad (4.13)$$

$$\begin{aligned} \times \exp\left(-\frac{(x^2 + y^2)[(\omega l k)^2 - \omega k(i + kl) \cot \omega l]}{2(1 - ikl - ik\omega l^2 \cot \omega l)}\right) \\ \times \exp\left(\frac{a^2 \omega k(i + kl) \cot \omega L}{2(1 - ikl - ik\omega l^2 \cot \omega l)}\right) \\ \times \exp\left(-\frac{2x a \omega k(1 + kl)}{2 \sin \omega L(1 - ikl - ik\omega l^2 \cot \omega L)}\right). \end{aligned}$$

The parameter  $l$  drops out of the denominator of the pre-exponential factor if the length  $L$  satisfies the condition

$$\tan \omega L = -\omega l. \quad (4.14)$$

Eq.(4.13) is interesting in two limits. If  $\omega l \ll 1$ , we have

$$\Psi_f = \frac{1}{i\lambda} \exp\left\{-\frac{l + i\lambda}{2\lambda^2 l} [(x+a)^2 + y^2]\right\}, \quad (4.15)$$

which means that the radiation emerging from a point with coordinate  $(a, 0, 0)$  is focused near a point with coordinates  $(-a, 0, l+L)$  (that is the radius has to be of the order of the wavelength). This means that, when the beam from an extended source is focused inside the waveguide in such a way that, at a distance  $L$ , Eq.(4.14) is satisfied, an inverted image of the source is formed, having the very same geometrical dimensions of the source. The waveguide "draws" the source closer to the observer since, if the true distance of the observer from the source is  $R$ , its image brightness will correspond to that of a similar source at the closer distance

$$R_{eff} = R - l - L. \quad (4.16)$$

If we do not have  $\omega l \ll 1$ , we get (neglecting the term  $i\lambda/l$  compared with unity)

$$\begin{aligned} \Psi_f = \frac{\sqrt{1 + (\omega l)^2}}{i\lambda} \times \\ \times \exp\left\{-\frac{1 + (\omega l)^2}{2\lambda^2} \left[y^2 + \left(x + \frac{a}{\sqrt{1 + (\omega l)^2}}\right)^2\right]\right\}, \end{aligned} \quad (4.17)$$

from which, in general, the size of the image is decreased by a factor  $\sqrt{1 + (\omega l)^2}$ . The amplitude increases by the same factor, so that the brightness is  $(R/R_{eff})$  times larger.

In the opposite limit  $\omega l \gg 1$ , we have  $\tan \omega L \rightarrow \infty$ , so that  $L \simeq \pi/\omega$ , that is the shortest focal length of the waveguide is

$$L_{foc} = \sqrt{\frac{\pi c^2}{4G\rho}}, \quad (4.18)$$

which is the length of focusing of the initial beam of light trapped by the gravitational waveguide. All this arguments apply if the waveguide has (at least roughly)

a cylindrical geometry. The theory of planar waveguide is similar but we have to consider only  $x$  as transverse dimension and not also  $y$ . The cosmological feasibility of a waveguide depends on the geometrical dimensions of the structures, on the connected densities and on the limits of applicability of the above idealized scheme. In the next section, we shall discuss these features and the possible candidates which could give rise to observable effects.

## 5. Cosmic structures as waveguides and quasars

The gravitational waveguide effect has the same physical reason that has the gravitational lens effect which is the electromagnetic wave deflection by the gravitational field (equivalent to the deflection of light by refractive media). However, there are essential differences producing specific predictions for observing the waveguide effect. The gravitational lenses are usually considered as compact objects with strong enough gravitational potential. The light rays deflected by gravitational lenses move outside of the matter which forms the gravitational lens itself. The gravitational waveguide as well as optical waveguide is noncompact long structure which may contain small matter density and the deflection of light by each element of the structure is very small. Due to very large scale sizes of the structure (we give an estimation below), the electromagnetic radiation deflection by the gravitational waveguide occurs and, in principle, it may be observed. We will mention, for example, a possibility of brilliancy magnification of the long distanced objects (like quasars) with large red shift as consequence of the waveguiding structure existence between the object and the observer. This effect exists also for a gravitational lens located between the object and the observer, but the long gravitational waveguide may give huge magnification, since the radiation propagates along the waveguide with functional dependence of the intensity on the distance which does not decrease as  $\sim 1/R^2$ , characteristic for free propagation. The gravitational lens, being a compact object, collects much less light by deflecting the rays to the observer than the gravitational waveguide structure transporting to the direction of observer all trapped energy (of course, one needs to take into account losses for scattering and absorption). From that point of view, it is possible that enormous amount of radiation emitted by quasars is only seemingly existing. The object may radiate a reasonable amount of energy but the waveguide structure transmits the energy in high portion to the observer. Similar ideas, related to gravitational lensing, were discussed in [40] but, since above mentioned reasons, the singular lens or even few aligned strong lenses cannot produce effect of many orders of

magnitude magnification of brilliancy. The waveguide effect may explain the anomalous high luminosity observed in quasars. In fact, quasars are objects at very high redshift which appear almost as point sources but have luminosity that are about one hundred times than that of a giant elliptical galaxy (quasars have luminosity which range between  $10^{38} - 10^{41}$  W). For example, PKS 2000-330 has one of the largest known redshifts ( $Z = 3.78$ ) with a luminosity of  $10^{40}$  W. Such a redshift corresponds to a distance of 3700 Mpc, if it is assumed that its origin is due to the expansion of the universe and the Hubble constant is assumed  $H = 75 \text{ km s}^{-1} \text{ Mpc}$ . This means that the light left the quasar when the size of the universe was one-fifth of its present age where no ordinary galaxies (included the super giant radio-galaxies) are observed. The quasars, often, have both emission and absorption lines in their spectra. The emission spectrum is thought to be produced in the quasar itself; the absorption spectrum, in gas clouds that have either been ejected from the quasar or just happen to lie along the same line of sight. The brightness of quasars may vary rapidly, within a few days or less. Thus, the emitting region can be no larger than a few light-days, *i.e.* about one hundred astronomic units. This fact excludes that quasars could be galaxies (also if most astronomers think that quasars are extremely active galactic nuclei).

The main question is how to connect this small size with the so high redshift and luminosity. For example, H.C. Arp discovered small systems of quasars and galaxies where some of the components have widely discrepant redshifts [32]. For this reason, quasar high redshift could be produced by some unknown process and not being simply of cosmological origin. This claim is very controversial. However there is a fairly widely accepted preliminary model which, in principle, could unify all the forms of activities in galaxies (Seyfert, radio, Markarian galaxies and BL Lac objects). According to this model, most galaxies contain a compact central nucleus with mass  $10^7 \div 10^9 M_{\odot}$  and diameter  $< 1 \text{ pc}$ . For some reason, the nucleus may, some times, release an amount of energy exceeding the power of all the rest of the galaxy. If there is only little gas near the nucleus, this leads to a sort of double radio source. If the nucleus contains much gas, the energy is directly released as radiation and one obtains a Seyfert galaxy or, if the luminosity is even larger, a quasar. In fact, the brightest type 1 Seyfert galaxies and faintest quasars are not essentially different in luminosity ( $\sim 10^{38} \text{ W}$ ) also if the question of redshift has to be explained (in fact quasar are, apparently, much more distant). Finally, if there is no gas at all near such an active nucleus, one gets BL Lac objects. These objects are similar to quasar but show no emission lines. However the mechanism to release such a large amount of energy from active nuclei or quasars is still unknown.

Some people suppose that it is connected to the releasing of gravitational energy due to the interactions of internal components of quasars. This mechanism is extremely more efficient than the releasing of energy during the ordinary nuclear reactions. The necessary gravitational energy could be produced, for example, as consequence of the falling of gas in a very deep potential well as that connected with a very massive black hole. Only with this assumption, it is possible to justify a huge luminosity, a cosmological redshift and a small size for the quasars<sup>1</sup>.

An alternative explanation could come from waveguiding effects. As we have discussed, if light travels within a filamentary or a planar structure, whose Newtonian gravitational potential is quadratic in the transverse coordinates, the radiation is not attenuated, moreover the source brightness is stronger than the brightness of an analogous object located at the same distance (that is at the same redshift). In other words, if the light of a quasar undergoes a waveguiding effect, due to some structure along the path between it and us, the apparent energy released by the source will be anomalously large, as the object were at a distance (4.16). Furthermore, if the approximation  $\omega l \ll 1$  does not hold, the dimensions of resulting image would be decreased by a factor  $\sqrt{1 + (\omega l)^2}$  while the brightness would be  $(R/R_{eff})^2$ , larger, then explaining how it is possible to obtain so large emission by such (apparently) small objects. In conclusion, the existence of a waveguiding effect may prevents to take into consideration exotic mechanism in order to produce huge amounts of energy (as the existence of a massive black hole inside a galactic core) and it may justify why it is possible to observe so distant objects of small geometrical size.

Another effect concerning the quasars may be directly connected with multiple images in lensing. The waveguide effect does not disappear if the axis of “filament” or if the guide plane is bent smoothly in space. As in the case of gravitational lenses, we can observe “twin” images if part of the radiation comes to the observer directly from the source, and another part is captured by the bent waveguide. The “virtual” image can then turn out to be brighter than the “real” one (in this case we may deal with “brothers” rather than “twins” since parameters like, spectra, emission periods and chemical compositions are similar but the brightnesses are different). Furthermore, such a bending in waveguide could explain large angular separations among the images of the same object which cannot be explained by the current lens models (pointlike lens, thin lens and so on).

<sup>1</sup>However, the question is extremely controversial and some people do not believe to the presence of the black hole. An intriguing alternative is that proposed by Viollier [33] who supposes that a heavy neutrino matter condensation could reproduce the very massive core of quasars.

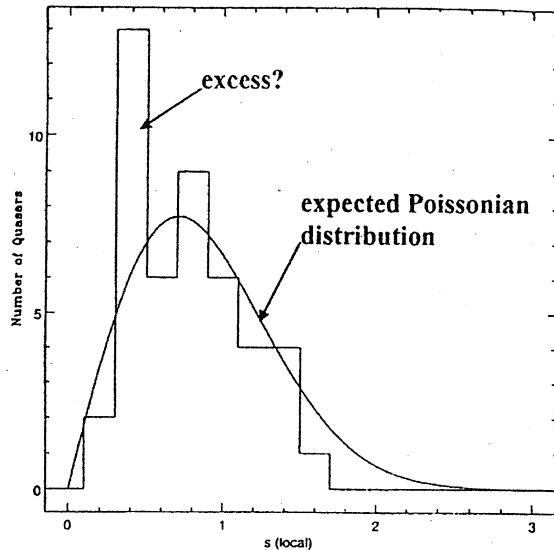


Figure 1: The number of quasars against their local separation. The excess could be attributed to some lensing effect. It is clear the deviation with respect to the expected Poissonian distribution (CRONA project internal communication).

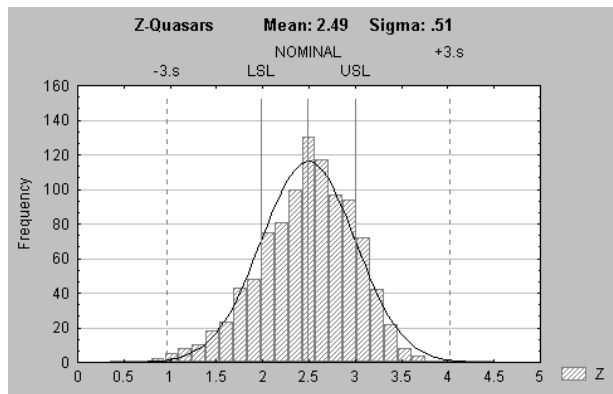


Figure 2: The random distribution of quasars in redshift  $Z$  on a sphere of radius  $\sim 3000$  Mpc. We take into account an attenuation effect by which we cannot see quasars with a distance  $\geq 1500$  Mpc if the luminosity goes as  $r^{-2}$ . After this attenuation, from  $10^5$  initial objects, we observe only 980 of them.

This feature could affects also the statistics explaining why the luminosity distribution of quasars in the sky is not a Poisson distribution, as expected considering the number of quasars and their relative distances [9]. What is observed is a double peak and the excess could be attributed to some lensing effect (see Fig.1).

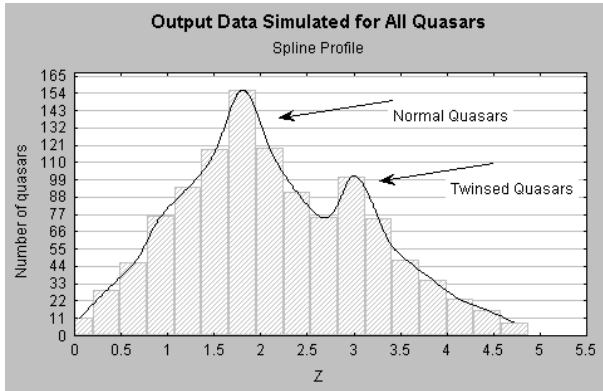


Figure 3: Superposing a random distribution of 200 waveguides (with sizes  $\sim 100$  Mpc of length and  $\sim 100$  kpc of thickness) we get that 137 of the above quasars (14%) results “twinsed”. This simple simulation shows that it is quite easy to get the double peak in the distribution of quasars by using waveguides.

Using a simple simulation, which we are going to explain, it is possible to implement the effect by using a distribution of waveguides. Let us consider a uniform and isotropic distribution of quasars ( $\sim 10^5$ ) in a 3000 Mpc sphere, whose peak is at redshift  $Z \sim 2.5$ . We can take into consideration also some attenuation effect which selects only quasars over some brilliancy threshold (Fig. 2). Superposing a random distribution of filamentary waveguides ( $\sim 200$ ) of length  $\sim 100$  Mpc which give rise to “twins effect” as soon as they interact with quasars (*i.e.* as soon as they catch the radiation emitted by quasars), the double peak distribution is reproduced explaining the excess<sup>2</sup> (see Fig.3).

Now the issue is: are there cosmic structures which can furnish workable models for waveguides? Have they to be “permanent” structures or may the waveguide effect be accidental (for example an alignment of galaxies of similar density and structure, due to cosmic shear and inhomogeneity, may be available as waveguide just for a limited interval of time [34])? In general, both points of view may be reasonable and here we will outline both of them. Furthermore we have to consider the problem of the abundance of such structures: are they common and everywhere in the universe or are they peculiar and located in particular regions (and eras)?

We have to do a first remark on the densities of waveguide structures which allow observable effects [16]. Considering Eq.(4.18) and introducing into it the

<sup>2</sup>By a similar simulation, it could be possible also to explain the same *existence* of quasars implementing the above mechanism. Given a distribution of galaxies or protogalaxies (quasars are very old objects if their redshift has a cosmological origin) which cannot be revealed, the presence of a distribution of waveguides between them and us allows their detection.

critical density of the universe  $\rho_c \sim 10^{-29}$  g/cm<sup>3</sup> (that is the value for which the density parameter is  $\Omega = 1$ ), we obtain  $L_{foc} \sim 5 \times 10^4$  Mpc which is an order of magnitude larger than the observable universe and it is completely unrealistic. On the contrary, considering a typical galactic density as  $\rho \sim 10^{-24}$  g/cm<sup>3</sup>, we obtain  $L_{foc} \sim 100$  Mpc, which is a typical size of large scale structure (e.g. the Great Wall has such dimensions and also a filament of galaxies can have such a length [35]).

However, an important issue has to be taken into consideration: the absorption and the scattering of light by the matter inside the filament or the planar structure increase with density and, at certain critical value, the waveguide effect can be invalidated [16]. For the smaller frequency of broadcast range (due to the strong dependence of the absorption cross section on the electromagnetic wavelength)  $\sigma \sim \sigma_T (\omega/\omega_0)^4$ , where Thomson cross-section  $\sigma_T = 6 \cdot 10^{-25}$  cm<sup>2</sup> and the characteristic atomic frequency is  $\omega_0 \sim 10^{16}$  s<sup>-1</sup>, the ratio  $\omega/\omega_0 \ll 1$ , and the absorption is small. It means that the absorption length  $L_a = m_p/\rho\sigma$ , (where the mass of proton  $m_p$  is approximately equal to the hydrogen atom mass) is larger than the focusing length  $L_a < L_{foc}$  for the electromagnetic waves of broadcast range. Thus, the magnification of electromagnetic waves may be not masked by essential energy losses due to light absorption and scattering processes. However, no restrictions exist practically if the radio band and a thickness of the structure  $r > 10^{14}$  cm are considered.

In such a case, the relative density change between the background and the structure density is valid till  $\delta\rho/\rho \leq 1$ . This means that we have to stay in a linear perturbation density regime.

By such hypotheses, practically all the observed large scale structures like filaments, walls, bubbles and clusters of galaxies can result as candidates for waveguiding effect if the restrictions on density, potential and waveband are respected (in optical band, such phenomena are possible but the density has to be chosen with some care).

However, it is well-known that lensing effects related to large scale structures, corresponding to density contrasts equal or smaller than 1, do not give strong lensing effects (in these situations, we are dealing with “weak lensing” phenomena). In our case, the effect is different since the light is “trapped” and “guided” inside the structures. Differently, in ordinary lensing light travels outside the structures. In addition, taking into account fractal models for large scale structures, one could have strong gravitational lensing effects thanks to the self-similarity properties of the models (for an exhaustive discussion about the topic, see for example [20]). In any case, the waveguide effect could be also interesting in a fractal model context: in fact there is no contradiction between them.



Also primordial structures (produced in inflationary phase transition and surviving later), like cosmic string, could furnish waveguides. In fact, in weak energy limit approximation, such objects are internally described by the Poisson equation  $\nabla^2\Phi = \rho_0$  and externally by  $\nabla^2\Phi = 0$  and, furthermore, they act as gravitational lenses after the formation of the quasar [21],[22]. It is easy to recover an internal potential of the form  $\Phi \sim r^2$  and, considering the dynamical evolution after the decoupling, lengths in the required ranges for waveguide (e.g.  $\sim 100$  Mpc). The main problem is due to the fact that also after the evolution to macroscopic sizes, strings remain “wires” without becoming cylinders, that is their thickness remains well below  $r \sim 10^{14}$  cm, the minimal value required to get observable effects. However, we have not considered the scaling solutions (see for example [36]) from which such wires could evolve in cylindrical structures (with transverse sizes non trivial with respect to the background).

Other two interesting features are connected with cosmic strings: the first is that their motion with respect to the background produces wakes and filaments which, later, are able to evolve in large scale structures systems of galaxies [37]. For example, at decoupling ( $Z \sim 1000$ ), a string can produce a wake, which consists in a planar structure, with side  $\Delta r \sim 1$  Mpc and constant surface density  $\sigma_0 \sim 3 \times 10^{11} M_\odot \text{Mpc}^{-2}$ . Such a feature is interesting for large scale structure formation and can yield a planar waveguide with today observable effects. The second fact is that inflationary phase transition can produce a large amount of cosmic strings which, evolving, can give rise to a string network pervading all the universe [1],[21]. In such a case, if they evolve in cylindrical or planar structure, we may expect large probabilities to detect waveguiding effects.

Concerning the second point of view (that is the existence of temporary waveguiding effects), it could be related to the observation of objects possessing anomalously large (compared with their neighbours) angular motion velocities (an analysis in this sense could come out in mapping galaxies with respect to their redshift and proper velocities, see for example [39]). Such a phenomenon could mean that one observes not the object itself, but its image transmitted through the moving gravitational waveguide. The waveguide itself could change its form or it could be due to temporary alignments of lens galaxies. In this case, the image of the object could move with essentially different angular velocity than that of the observable neighbour objects whose light reaches the observer directly (not through the waveguide). The discovery of long distanced objects with anomalous velocity (and brightness) could support the hypothesis of gravitational waveguide effect, while the evolution of the waveguide, its destruction or change of the axis direction (from the orien-

tation to the Earth) could produce the effect of the disappearance (or the appearance) of the observed object. For this analysis, it is crucial to consider long period astronomical observations and deep pencil beam surveys of galaxies and quasars.

## 6. Conclusions

In this paper, we have discussed the possible existence of gravitational waveguide effects in the universe and constructed a radiation propagation model to realize them. As in the case of gravitational lensing, several phenomena and cosmic structures could confirm their existence, starting from primordial object like cosmic strings to temporary alignment of evolved late-type galaxies. Furthermore, due to the wavelength considered, they could give observable effects in optic, radio or microwave bands or, alternatively, considering the propagation of other weak interacting particles as the neutrinos. The experimental feasibility for the detection could have serious troubles due to the need of long period observations or due to the discrimination among data coming from objects which have undergone waveguide effects and objects which not.

In any case, if such a hypothesis will be confirmed in some of the above quoted senses, we shall need a profound revision of our conceptions of large scale structure and matter distribution.

Finally we want to stress that our treatment does not concern only electromagnetic radiation: actually a waveguide effect could be observed also for streams of neutrinos [41], gravitational waves [42], or other particles which gravitationally interact with the filament (or the plane), in this sense it could result useful also in other fields of astrophysics and fundamental physics.

## References

- [1] P.J.E. Peebles *Principles of Physical Cosmology* (Princeton Univ. Press., Princeton 1993)
- [2] U. Borgeest *Astron. Astrophys.* **128** 162 (1983)
- [3] J.A. Frieman, D.D. Harari, and G.C. Surpi *Phys. Rev. D* **50** 4895 (1994)
- [4] B. Fort, and Y. Mellier *Astron. Astrophys. Rev.* **5** 239 (1994)
- [5] T.J. Broadhurst, A.N. Taylor, and J.A. Peakock *Ap. J.* **438** 49 (1995)
- [6] S. Mollerach and E. Roulet, *Phys. Rep.* **279**, n.2 (1997).
- [7] B. Paczynski *Gravitational Lenses* Lecture Notes in Physics **406**, p. 163, Springer-Verlag, Berlin (1992)
- [8] R. Kaiser *Gravitational Lenses* Lecture Notes in Physics **404**, p. 143, Springer-Verlag, Berlin (1992)
- [9] M. Bartelmann and P. Schneider *Astron. Astrophys.* **268**, 1 (1993),

- M. Bartelmann and P. Schneider *Astron. Astrophys.* **284**, 1 (1994).
- [10] R. Kormann, P. Schneider, and M. Bartelmann *Astron. Astrophys.* **284**, 285 (1994)
- [11] D. Walsh, R.F. Carswell, and R.J. Weymann *Nat.* **279**, 381 (1979)
- [12] P.V. Blioh and A.A. Minakov *Gravitational Lenses* Kiev, Naukova Dumka (1989) (in Russian)
- [13] P. Schneider *Cosmological Applications of Gravitational Lensing*, Lecture Notes in Physics, eds. E. Martinez-Gonzales, J.L. Sanz, Springer Verlag, Berlin (1996), astro-ph/9512047 (1995).
- [14] P. Schneider, J. Ehlers, and E.E. Falco *Gravitational Lenses* Springer-Verlag, Berlin (1992).
- [15] E. M. Lifshits, L.P. Pitaevskij *Elettrodinamica dei mezzi continui*, Ed. Riuniti, Roma (1986).
- [16] V.V. Dodonov and V.I. Man'ko, *Gravitational waveguide*, Preprint of the Lebedev Physical Institute Proceedings, No. 255 (Moscow, 1988); *J. Soviet Laser Research* (Plenum Press), **10**, 240 (1989); *Invariants and Evolution of Nonstationary Quantum Systems* Proceedings of the Lebedev Physical Institute, **183** Nova Science Publishers N.Y. (1989).
- [17] V.V. Dodonov in: *Proceedings of the First International Sakharov Conference* Moscow May 21–25 (1992), p. 241 Edt. L. V. Keldysh, V. Ya. Fainberg, Nova Science Publishers N.Y. (1993)
- [18] V.V. Dodonov, O.V. Man'ko, and V.I. Man'ko, in *Squeezed and Correlated States of Quantum Systems* Proceedings of the Lebedev Physical Institute, **205** p. 217 Nova Science Publishers N.Y. (1993).
- [19] E. L. Turner, D. P. Schneider, B. F. Burke, J. N. Hewitt, G. L. Langston, J. E. Gunn, C. R. Lawrence, and M. Schmidt, *Nature*, **321** 142 (1986).
- [20] F. Sylos Labini, M. Montuori, L. Pietronero, *Phys. Rep.* **293**, 61 (1998).
- [21] A. Vilenkin, *Ap. J.* **282**, L51 (1984); A. Vilenkin, *Phys. Rep.* **121**, 263 (1985).
- [22] J.R. Gott III, *Ap. J.* **288**, 422 (1985).
- [23] A. M. Leontovich and V. A. Fock, *Zh. Eksp. Teor. Fiz.*, **16**, 557 (1946).
- [24] V. I. Man'ko, in *Lee Methods in Optics*, Lecture Notes in Physics, Eds. S. Mondragon and K.-B. Wolf, **250** 193 (1986).
- [25] E.W. Kolb, M.S. Turner *The Early Universe* (Addison-Wesley Pub. Co., Menlo Park 1990)
- [26] J. Binney, S. Tremaine *Galactic Dynamics* (Princeton Univ. Press.: Princeton 1987)
- [27] D. Mihalas, J.J. Binney *Galactic Astronomy* 2nd. ed. San Francisco, Freeman (1981)
- [28] S. Refsdal, J. Surdej *Rep. Prog. Phys.* **57**, 117 (1994).
- [29] L. D. Landau and E. M. Lifshits *The Classical Theory of Fields*, Pergamon Press, N.Y. (1975).
- [30] G.V. Skrotsky, *Doklady AN SSSR*, **114**, 73 (1957).
- [31] J. Plebansky, *Phys. Rev.*, **118**, 1396 (1960).
- [32] H.C. Arp *Quasars, Redshifts and Controversies* Berkeley: Interstellar Media, \$7 (1987).
- [33] R.D. Viollier *Prog. Part. Nucl. Phys.* **32**, 51 (1994).
- [34] F. Valdes, J.A. Tyson, J.F. Jarvis *Ap. J.* **271**, 431 (1983).
- [35] V. de Lapparent, M.J. Geller, J.P. Huchra *Ap. J.* **302**, L1 (1986).  
M.J. Geller, J.P. Huchra *Science* **246**, 897 (1989).
- [36] T.W.B. Kibble *J. Phys.* **A9**, 1387 (1976).
- [37] T. Vachaspati, A. Vilenkin, *Phys. Rev. Lett.* **67**, 1057 (1991).
- [38] S. Seitz, P. Schneider, J. Ehlers, *Class. Quantum Grav.* **11**, 23 (1994).
- [39] M. Davis, J. Huchra, D.W. Latham, J. Tonry *Ap. J.* **253**, 423 (1982)
- [40] J. M. Barnothy, *Astron. J.*, **70**, 666 (1965).
- [41] S. Capozziello and G. Iovane, *Proc. of II Int. Conf. on Dark Matter in Astro and Particle Physics*, Heidelberg July 1998, Ed. Klapdor-Kleingrothaus, IOP Publishing Bristol (1998).
- [42] G. Bimonte, S. Capozziello, V. Man'ko, G. Marmo, *Phys. Rev.* **58 D** n.10, 104009 (1998).