

GAS-RICH LOCAL DWARF STAR-FORMING GALAXIES AND THEIR CONNECTION WITH THE DISTANT UNIVERSE

D. KUNTH

Institut d'Astrophysique de Paris

98 bis Boulevard Arago

75014 Paris, France

Abstract.

I discuss the properties of gas-rich forming galaxies. I particularly emphasize the latest results on Ly α emission that are relevant to the search of distant young galaxies. The interdependence of the Ly α escape with the properties of the ISM in starburst galaxies is outlined. A new model from G. Tenorio-Tagle and his collaborators explain Ly α profiles in starburst galaxies from the hydrodynamics of superbubbles powered by massive stars. I stress again that since Ly α is primarily a diagnostic of the ISM, it is mandatory to understand how the ISM and Ly α are related to firmly relate Ly α to the cosmic star-formation rate.

1. Introduction

Among galaxies that pertain to our local Universe the gas-rich ones and in particular the ones with violent episodes of massive star formation attract our attention. Along the Hubble sequence the fractional gas content (*i.e.* the gas to total mass ratio) increases as one moves from early types to late types and reaches values as large as 0.1 to 0.5 for Irr galaxies. More extreme cases are found amongst LSBs (Low surface brightness galaxies) and the dwarfs star-forming galaxies in which the total amount of gas (mainly atomic gas as the molecular gas content in these low mass objects is still unknown) could be the dominant component. Our recent view of the distant Universe opens the possibility that small gaseous systems gradually merge into large ones. Galaxy formation appears more gradual than had been anticipated and one would expect to see some left over debris in our local Universe after a privileged epoch of star formation at around z of 1-2. Dwarf star-forming

galaxies naturally comes into discussion for at least two reasons - both linked to the distant Universe. First they appear so chemically unevolved that they represent the best site to look at for the determination of the primordial Helium abundance. Indeed, their measured helium abundances are accurately determined and are close to the primordial helium value since the He products from stellar burning is presumably minimal. Second they offer ideal local counterparts of what should be distant protogalaxies at the onset of their first massive star formation episodes. I will focus on this later point in the rest of this review.

2. The dwarf star-forming galaxies

2.1. THEIR OVERALL PROPERTIES

Dwarf star-forming galaxies are sometimes called Blue Compact Dwarf (BCD) or HII galaxies because their ongoing star-formation rate large with respect to their integrated past star formation rate so that their overall spectroscopic appearance is that of a Giant HII region. Although HII galaxies also comprise a wider class of objects in term of mass and luminosity I shall refer to this terminology in the following discussion. Local HII galaxies have absolute luminosities dominated by the young stellar population and range from $M_B = -13$ to -17 (if only restricted to dwarfs). They are bluer than ordinary irregular galaxies (with typically $U-B = -0.6$ and $B-V = 0.0$) and are rich in ionized gas. The equivalent width of the $H\beta$ line ranges from 30 to 200 Å implying a burst star formation no older than a few Myrs. The role of massive stars is to energize the ISM and enrich it with heavy metals and some helium. These galaxies are chemically unevolved and their metal distribution peaks at 1/10th the solar value, with the most deficient galaxy IZw18 at only 1/50th. Their neutral gas content is relatively high, amounting a few $10^7 M_\odot$ in general, *i.e.* a large fraction of the luminous mass. On the other hand there are some indications that the dynamical mass is much larger, [2]. UV to IR studies clearly indicate that massive star formation is a discontinuous process concentrated to short bursts intervened by longer passive periods. Their UV spectra show small amount of dust that makes them ideal targets to study locally.

2.2. THEIR LINK WITH THE PRIMEVAL GALAXIES

The major motivation in follow-up studies of unevolved and nearly dust-free HII galaxies is their possible resemblance with distant protogalaxies in their early phase of star-formation. Assuming that protogalaxies would undergo a rapid collapse on a short dynamical timescale, [7], the expectation is that an L^* galaxy could be detected from its redshifted $Ly\alpha$ emission line.

Indeed in a dust free case and a normal IMF such a galaxy could pop up with a star formation rate of nearly $1000 M_{\odot}/\text{yr}$ producing a Ly α luminosity of 10^{45} erg/sec (this amounts few percent of the total luminosity). At a redshift of 3 this translates to 10^{-15} erg/cm²/sec, in principle easily detectable even from deep spectroscopic searches or narrow band imaging using panoramic CCDs. The failure to detect such a strong Ly α is an additional piece of evidence that the overall process of galaxy formation is more complex: galaxies form from smaller building blocks and/or luminous protogalaxies have to be found at much larger redshift and/or are enshrouded in large dusty cocoons.

3. The Early IUE observations and interpretations

While galaxies at their very early stage could be nearly dust-free hence easily detectable from their Ly α emission [20]; early ultraviolet observations of nearby HII galaxies, have revealed a much weaker Ly α emission than predicted by starburst models and simple models of galaxy formation. In some other galaxies Ly α was non-existent or even appeared as a broad absorption profile ([5, 10, 11, 15, 16, 19, 26]). For young star-forming galaxies without so much dust as to suppress Ly α , large equivalent widths are expected in the range of 100-200 (1+z) Å, [3]. However it was early realized that pure extinction by dust would be unable to explain the low observed Ly α /H β (although Calzetti and Kinney [1] tentatively proposed that proper extinction laws would correctly match the predicted recombination value). Valls-Gabaud [28] on the other hand suggested that ageing starbursts could reduce Ly α equivalent widths because they are affected by strong underlying stellar atmospheric absorptions. Early IUE data have provided evidence for an anticorrelation between the Ly α /H β ratio and the HII galaxy metallicity. These results were attributed to the effect of resonant scattering of Ly α photons and their subsequently increased absorption by dust ([3, 4, 9, 19] and references therein).

Finally [3] advocated that the structure of the interstellar medium (porosity and multi-phase structure) is most probably an important factor for the visibility of the Ly α line.

4. HST observations

New observations performed with the HST indicate that the velocity structure in the interstellar medium plays a key role in the transfer and escape of Ly α photons. Kunth et al. [14] and Lequeux et al. [18] have used the Goddard High Resolution Spectrograph (GHRS) onboard the Hubble Space Telescope (HST) to observe Ly α and the interstellar lines O I 1302.2 Å and Si II 1304.4 Å. The O I 1302 Å and Si II 1304 Å allow to measure with

reasonable accuracy the mean velocity at which the absorbing material lies with respect to the star-forming region of a given galaxy. Surprisingly, Ly α was observed only in absorption in IZw 18, the most metal-poor starburst galaxy known, [14]. Meanwhile to add to the confusion, a Ly α emission line showing a clear P-Cygni component, has been detected in the star-forming galaxy Haro 2, dustier than IZw 18 and with $Z = 1/3 Z_{\odot}$, [18]. The detection of such a profile in the Ly α emission line led us to postulate that the line was visible because the absorbing neutral gas was velocity-shifted with respect to the ionized gas. This was confirmed by the analysis of the UV O I and Si II absorption lines (blue-shifted by 200 km s $^{-1}$ with respect to the optical emission lines) and that of the profile of the H α line [17]. Observations were subsequently made on additional galaxies by Kunth et al. [16] while Thuan and Isotov [27] have obtained GHR spectra of two more starburst galaxies, namely Tol65 and T1214-277. Tol65 reveals a broad damped Ly α absorption while T1214-277 shows a pure Ly α emission profile with an equivalent width of 70 Å and with no blue absorption. The individual spectra of galaxies observed in [16] are shown in Fig. 1.

5. The role of the velocity structure of the ISM

Three types of observed lines have been identified so far: pure Ly α emission; broad damped Ly α absorption centered at the wavelength corresponding to the redshift of the HII emitting gas and Ly α emission with blue shifted absorption features, leading in some cases to P-Cygni profiles.

Ly α emission with deep blueward absorption troughs evidence a wide velocity field. The equivalent widths of the Ly α emission range between 10 and 37 Å hence much below the value predicted by Charlot and Fall, [3] for a dust-free starburst model. In all cases, interstellar absorption lines (OI, SiII) are significantly blueshifted with respect to the HII gas (see Fig. 2). On the other hand, if the HI is static with respect to HII, the destroyed Ly α photons are those emitted by the HII region and the interstellar lines are not displaced (see Fig. 3).

In galaxies with low dust content - IZw 18 has a dust-to-gas ratio at least 50 times smaller than the Galactic value, [14] -, it remains possible to weaken observationally Ly α by simple multiple resonant scattering from a static neutral gas and produce an absorption feature. The HI cloud surrounding these galaxies might be leaking Ly α photons through its external surface. The Ly α line would then become very hard to detect because of its low surface brightness. On the other hand, the situation in Haro 2 is quite different. The Ly α P Cygni profile suggests a rather modest amount of neutral gas of the order of $N(\text{HI}) = 7.7 \times 10^{19}$ atoms cm $^{-2}$. The crucial point here is that the neutral gas responsible for the absorption is not at

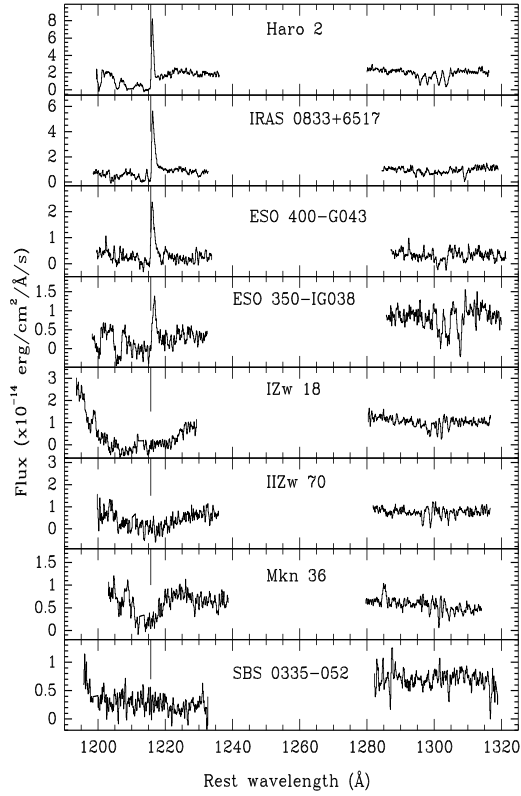


Figure 1. GHR spectra of all the galaxies in [16]. The spectra have been shifted to rest velocity assuming the redshift derived from optical emission lines. Vertical bars indicate the wavelength at which the Ly α emission line should be located. The geocoronal emission profile has been truncated for the sake of clarity. The spectra have been plotted after rebinning to 0.1 Å per pixel and smoothed by a 3 pixel box filter.

the velocity at which the Ly α photons were emitted but is being pushed out by an expanding envelope around the H II region, at velocities close to 200 km s⁻¹. This interpretation is strengthened by the presence of the blueshifted absorptions of O I, Si II and Si III precisely due to outflowing gas in front of the ionizing hot stars, (see also Legrand et al., [17]). Data on other H II galaxies with detected Ly α emission confirm that Haro 2 is not an isolated case. Most spectra show Ly α emission with a broad absorption on their blue side except for ESO 350-IG038 in which the emission is seen atop of a broad structure requiring several filaments. When metallic lines are detected, they are always blueshifted with respect to the ionized gas,

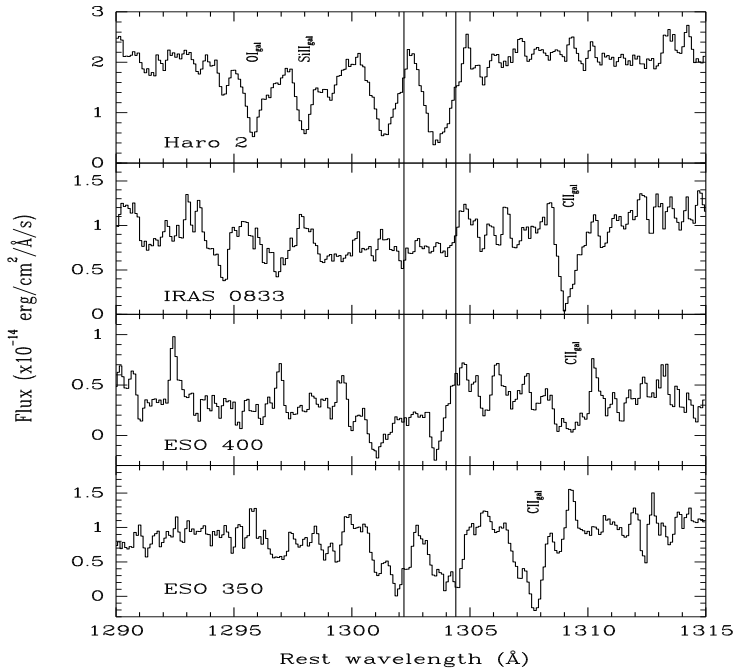


Figure 2. Detail of the O I and Si II region for the galaxies with Ly α emission. The vertical bars indicate the wavelength at which the O I and Si II absorption lines should be located, according to the redshift derived from optical emission lines. Some Galactic absorption lines have been marked. Note that the metallic lines appear systematically blueshifted in these galaxies with respect to the systemic velocity. In some cases there is no significant absorption at all at zero velocity.

further supporting the interpretation. In the case of ESO 350-IG038 the velocity structure seems to be more complicated and several components at different velocities are identified on the metallic lines. Note that there might be a secondary peak emission in the blue side of the main line in the spectrum of ESO-400-G043.

The main conclusion drawn from this set of data is that complex velocity structures are determining the Ly α emission line detectability, showing the strong energetic impact of the star-forming regions onto their surrounding ISM. We want to stress that this effect seems to be almost independent of the dust and metal abundance of the gas.

Thuan and Isotov [27] have detected strong Ly α emission in T1214-277, with no clear evidence of blueshifted Ly α absorption. They argue that a significant fraction of the area covered by the slit along the line of sight is

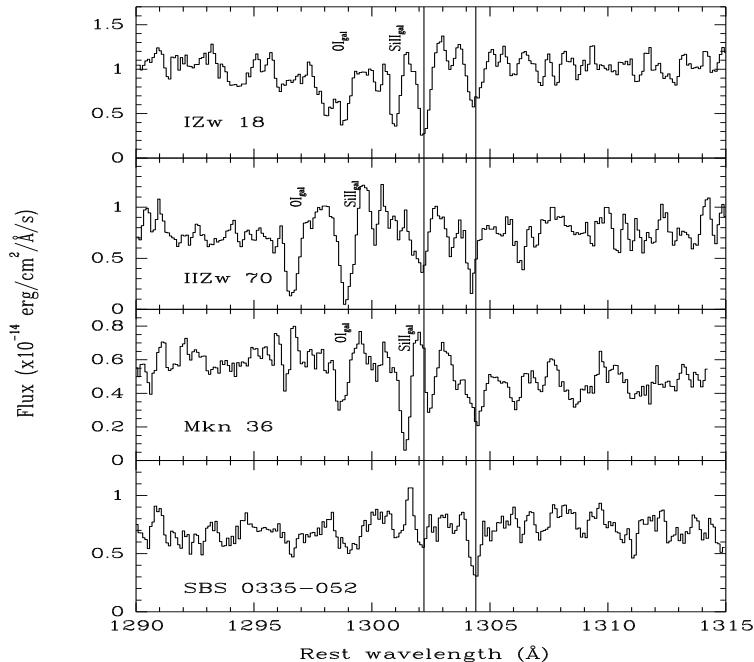


Figure 3. O I and Si II region for the galaxies showing damped Ly α absorptions. Details as in Fig. 2. Note that in these galaxies the metallic lines are essentially at the same redshift as the ionized gas, indicating the presence of static clouds of neutral gas, as discussed in the text.

essentially free from neutral gas, suggesting a patchy or filamentary structure of the neutral clouds. Such a geometry would be unlikely in galaxies surrounded by enormous HI clouds, as in IZw 18 and similar objects.

6. The evolution of superbubbles in extended HI halos

To account naturally for the variety of Ly α line detections in star-forming galaxies Tenorio-Tagle et al. [25], have proposed a scenario based on the hydrodynamics of superbubbles powered by massive starbursts. This scenario is visually depicted in Fig. 4. The overpowering mechanical luminosity ($E_0 \geq 10^{41} \text{ erg s}^{-1}$) from massive starbursts ($M_{stars} = 10^5 - 10^6 M_{\odot}$) is known to lead to a rapidly evolving superbubble able to blowout the gaseous central disk configuration into their extended HI haloes.

As shown by [13] the superbubble will blowout and thus massive starbursts will lead to superbubble blowout phenomena even in massive galaxies

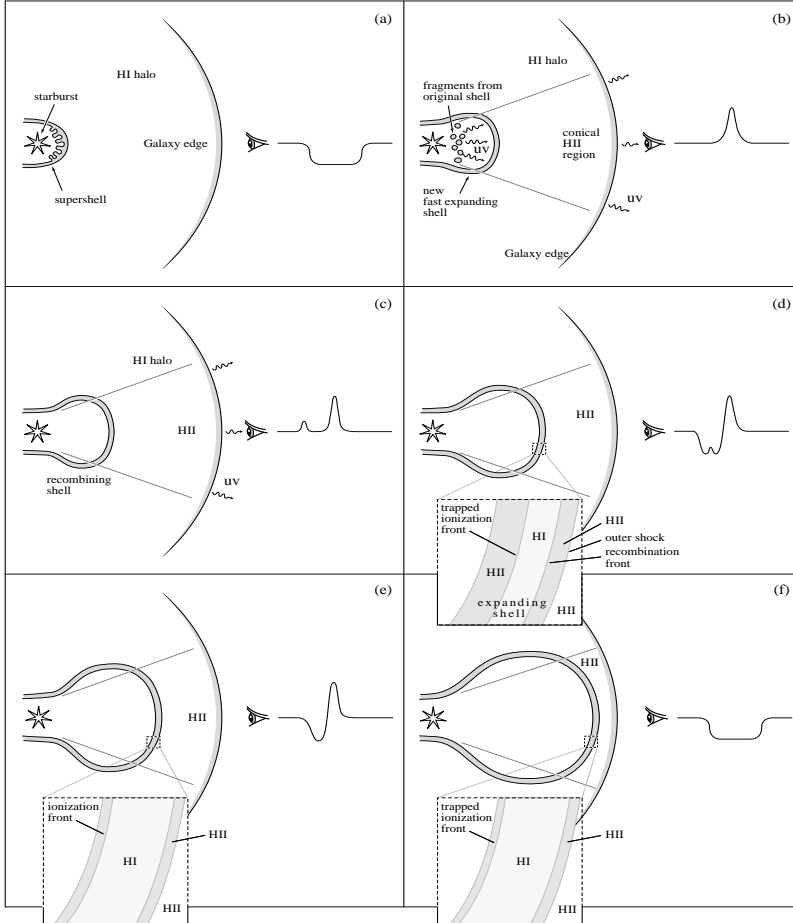


Figure 4. The evolution of a superbubble as a function of time.

such as the Milky Way. One can then predict the venting of the hot superbubble interior gas through the Rayleigh-Taylor fragmented shell, into the extended HI halo where it would push once again the outer shock, quite early in the evolution of the starburst ($T_{blowout} \leq 2\text{Myr}$), allowing to build a new shell of swept up halo matter (see Fig. 4b).

The blowout or the fragmentation of the shell allows the expansion of

the hot interior gas into the extended low density HI halo, and the leakage of the uv photons emitted by the starburst. These photons establish an ionized conical HII region with its apex at the starburst. The density of the halo steadily decreases with radius, and one can show that the conical sector of the HII region will extend all the way to the galaxy outer edge, i.e. several kpc. Furthermore, the low halo density implies a long recombination time ($t_{rec} = 1/(\beta n_{halo}) \geq 10^7$ yr), with the implication that the ionized conical sector of the galaxy halo becomes, and remains, transparent to the ionizing flux produced during the ensuing lifetime of the ionizing massive stars (≤ 10 Myr). Then clearly, the Ly α photons produced at the central HII region will also be able to travel freely in such directions. The escape of uv photons from the galaxy would be particularly important during the early stages after blowout and until the new shell of swept up halo matter condenses enough material as to allow its recombination. If the shock progresses with speeds of a few hundred (≤ 400) km s $^{-1}$, (i.e. with a Mach number $M \leq 40$) it will promote the rapid cooling of the shocked gas that will cool down to the HII region temperature making the shock isothermal, and thus causing compression factors of several hundreds. Compression leads to recombination in time-scales ($t_{rec} = 1/\beta n_{shock}$) of less than 10^5 yr, and this immediately and steadily will reduce the number of stellar uv photons leaking out of the galaxy. At the same time recombination in the fast expanding shell will lead to a correspondingly blueshifted Ly α emission, as depicted in Fig. 4c. Once the shell presents a large column density ($\sim 10^{19}$ atoms cm $^{-2}$), as it grows to dimensions of a few kpc, it will trap the ionization front. Note that from then onwards, recombinations in the shell will inhibit the further escape of ionizing photons from the galaxy (compare Fig. 4b, c, and d).

The trapping of the ionization front, makes the shell acquire a multiple structure with a photoionized inner edge, a steadily growing central zone of HI, and an outer ionized sector where the recently shocked ionized halo gas is steadily incorporated. The growth of the central layer eventually will cause sufficient scattering and absorption of the Ly α photons emitted by the central HII region, leading to a blueshifted Ly α absorption. As long as recombinations continue to occur at the leading edge of the shell, a blueshifted Ly α in emission will appear superposed to the blueshifted absorption feature (see Fig. 4d). Recombination at the leading edge will become steadily less frequent, depleting the blueshifted Ly α in emission. This is due when the shell and its leading shock move into the outer less dense regions of the halo, and the shell recombination time, despite the compression at the shock, becomes larger than the dynamical time. At this stage, an observer looking along the conical sector of the HII region will detect a P-Cygni-like Ly α line profile as shown in Fig. 4e.

Geometrical dilution of the uv flux will begin to make an impact as the superbubble grows large. This and the drop in the uv photon production rate, caused by the death of the most massive stars after $t = t_{ms}$, will enhance the column density of neutral material in the central zone of the recombined shell to eventually cause the full saturated absorption of the Ly α line (see Fig. 4f). Full saturated absorption has usually been accounted for by the large column density of the extended HI envelope of these galaxies and thus, as in all models, many different orientations will match the observations.

7. Discussion

7.1. THE RELEVANCE OF THE SUPERBUBBLE MODEL

The main implication of the evolution depicted in Fig. 4 is that it is the feedback from the massive stars that leads to the large variety of Ly α emission profiles. P-Cygni Ly α profiles are predicted when observing along the angle subtended by the conical HII region but only once the ionization front is trapped by the sector of the superbubble shell evolving into the extended halo. This will produce the fast moving layer of HI at the superbubble shell, here thought to be responsible for the partial absorption observed in sources such as Haro 2, ESO 400-G043 (which probably exhibits a secondary blueshifted Ly α emission) and ESO 350-IG038 [16].

Damped Ly α absorption is seen in several galaxies. We note that these objects are all gas-rich dwarf galaxies whereas in most cases but Haro 2, the HII galaxies that exhibit Ly α in emission or with a P-Cygni profile, are on the higher luminosity side of the distribution ($M \leq -18$).

Pure Ly α emission is observed in C0840+1201 and T1247-232 ([26]; IUE) or T1214-277 ([27]; HST). Such a line implies no absorption and thus no HI gas between the starburst HII region and the observer, as when observing the central HII region after the superbubble blowout, within the conical HII region carved in the extended HI halo. It is not a straightforward issue to estimate what is the fraction of Lyman continuum radiation that leaks out from galaxies. This scenario however predicts a short but significant evolutionary phase (between blowout and the trapping of the ionization front by the fast expanding shell) during which a large amount of uv radiation could leak out of a galaxy into the intergalactic medium. Detailed numerical calculations of the scenario proposed here are currently underway. These results and further implications of the model will be reported in a forthcoming communication.

7.2. THE GALAXIES AT HIGH-REDSHIFT

The effect of neutral gas flows helps to understand why luminous high-redshift objects have only been found up to now with linewidths larger than 1000 km s^{-1} . High-redshift galaxies with very strong (EWs $> 500 \text{ \AA}$) extended Ly α emission are characterized by strong velocity shears and turbulence ($v > 1000 \text{ km s}^{-1}$); this suggests an AGN activity, in the sense that other ISM energising mechanism than photoionization by young stars may be operating. On the other hand Steidel et al. [24] have recently discovered a substantial population of star-forming galaxies at $3.0 < z < 3.5$ that were selected but from the presence of a very blue far-UV continuum and a break below 912 \AA in the rest frame. These Lyman-break galaxies (LBG) are much more luminous but similar to our local starbursts in the sense that 50% show no Ly α emission whereas the rest does, but with weak EWs no larger than 20 \AA at rest. The Ly α profiles of this population looks also very similar to those of our local starburst galaxies ([8, 22]; see also [6] for the $z=5.34$ galaxy).

New Ly α emitters are now found at high-redshift from surveys using large telescopes with narrow-band filters ([12, 21]). Limits down to a few $10^{-18} \text{ erg/cm}^2/\text{sec}$ are now reachable and give access, in principle, to galaxies with fainter continuum magnitudes than the LBG. It is not clear whether these Lyman-alpha-galaxies (LAG) represent the earliest stages of the galaxy formation process as suggested by Hu et al. [12]. Are these galaxies less dusty than the LBGs? Is there an intrinsically fainter population of dust-free star-forming galaxies, possibly connected to the bright-end of the star-forming dwarfs population (-18 to -20?) we see today? What are their masses and spatial distribution (see also [21] for a recent HST study)? Near-IR spectroscopic studies with large ground based telescopes will in the future help to settle some of these questions [23].

The possible increase of the star formation rates as one moves at higher redshift (between 3 and 6) reported by Hu et al. [12] must be taken with caution since from the preceding discussion, it is clear that a significant, yet unknown fraction of the youngest galaxies may not be Ly α emitters. Indeed, since Ly α is primarily a diagnostic of the ISM, it is only when we fully understand how the ISM and Ly α are related can we hope to firmly relate Ly α to the SFR.

References

1. Calzetti D. & Kinney A.L. 1992, ApJ 399, L39
2. Carignan C. & Beaulieu S. 1993 ApJ 347, 760
3. Charlot S. & Fall S.M. 1993, ApJ 415, 580
4. Chen W.L. & Neufeld N.A. 1994, ApJ 432, 567

5. Deharveng J.M., Joubert M. , Kunth D. 1986, in the First IAP workshop: "Star-Forming Dwarf Galaxies and related objects", edited by. D. Kunth, T.X. Thuan and J. Tran Thanh Van, Editions Frontieres, p.431
6. Dey A., Spinrad H., Stern D., Graham J., Chaffee F.H. 1998, ApJ 498,L93
7. Eggen O.J., Lynden-Bell D. & Sandage A. 1962, ApJ 136,748
8. Franx M., Illingworth G.D., Kelson D.D., van Dokkum P.G., Kim-Vy T. 1997,ApJ 486, L75
9. Giavalisco M., Koratkar A. & Calzetti D., 1996, ApJ 466, 831
10. Hartmann L.W., Huchra J.P. , Geller M.J., 1984, ApJ 287, 487
11. Hartmann L.W., Huchra J.P., Geller M.J., O'Brien P. & Wilson R., 1988, ApJ 326,101
12. Hu E.M., Cowie L.L. & McMahon R. G. 1998,AJ in press, astro-ph/9803011
13. Koo, B-C. & McKee, C. F.: 1992, ApJ 388, 93
14. Kunth D., Lequeux J., Sargent W.L.W. , Viallefond F. 1994, A & A 282, 709
15. Kunth D., Lequeux J., Mas-Hesse J.M., Terlevich E. & Terlevich R. 1997, Rev. Mex. Astr. Astrofis. 6, 61
16. Kunth D., Mas-Hesse J.M., Terlevich E., Terlevich R., Lequeux J. & Fall M. 1998, A & A 334,11
17. Legrand F., Kunth D., Mas-Hesse J.M. , Lequeux J. 1997 A & A 326,929
18. Lequeux J., Kunth D., Mas-Hesse J.M. & Sargent W.L.W. 1995, A & A 301, 18
19. Meier D.L. & Terlevich R. 1981, ApJ 246, L10
20. Partridge R. & Peebles P.J.E. 1967, ApJ146,868
21. Pascarelle S.M., Windhorst R.A., Keel W.C.,1998, astro-ph 9809181
22. Pettini M., Steidel C.C, Adelberger K.L. et al. 1997, to appear in 'ORIGINS', ed. J.M. Shull, C.E. Woodward, and H. Thronson, (ASP Conference Series)
23. Pettini M., et al., 1998, astro-ph 9806219
24. Steidel C.C., Giavalisco M., Pettini M., Dickinson M. & Adelberger K. 1996, ApJ 462, 17
25. Tenorio-Tagle G., Kunth D., Terlevich E., Terlevich R., & Silich S.A. 1998, in preparation
26. Terlevich E., Diaz A.I.,Terlevich R. & Garcia-Vargas M.L. 1993, MNRAS 260,3
27. Thuan T.X. & Izotov Y.I. 1997, ApJ 489, 623
28. Valls-Gabaud D. 1993, ApJ 419,7