

# AGN MODELS FOR THE X and $\gamma$ -ray BACKGROUNDS

Andrea Comastri

*Osservatorio Astronomico di Bologna, via Ranzani 1, I-40127 Bologna, Italy*

## ABSTRACT

The origin of the X-ray background spectral intensity has been a long standing problem in high energy astrophysics research. Deep X-ray surveys carried out with ROSAT and ASCA combined with the broad band spectral results of Ginga and BeppoSAX satellites strongly support the hypothesis that the bulk of the X-ray background is due to the integrated contribution of discrete sources (mainly AGNs). At higher energies the unexpected findings of the Compton Gamma Ray Observatory indicate that also the  $\gamma$ -ray background is likely to be due to AGNs. I will discuss AGN-based models for the high energy backgrounds and how future observations will improve our understanding of the X- and  $\gamma$ -ray backgrounds and of the physics and evolution of AGNs.

KEYWORDS: Diffuse emission, X-rays,  $\gamma$ -rays, Active Galactic Nuclei

## 1. INTRODUCTION

The high energy extragalactic background emission covers an extremely wide range from about 1 keV up to 100 GeV. A compilation of the most recent observational results is shown in Fig. 1. For the purpose of the present discussion it is convenient to take 300 keV as the dividing energy between the X-ray and  $\gamma$ -ray backgrounds (hereinafter XRB and GRB respectively). The shape of the XRB spectrum in the 3–60 keV energy range is well fitted (Gruber 1992) by a thermal model with an e-folding energy of  $\sim 40$  keV :  $I(E) = 7.877 \cdot E^{-0.29} \cdot \exp(-E/41.13 \text{ keV}) \text{ keV cm}^{-2} \text{ s}^{-1} \text{ sr}^{-1} \text{ keV}^{-1}$ . At higher energies (60–300 keV) the XRB slope can be approximated with a power law  $F(E) \propto E^{-\alpha}$  of energy index  $\alpha \simeq 1.6$ , while in the 2–20 keV region a flat  $\alpha \simeq 0.4$  slope is required.

Above a few hundreds of keV the measurements of the extragalactic GRB are made difficult by the presence of high instrumental backgrounds. Before the launch of the Compton Gamma Ray Observatory (CGRO) several balloon experiments indicated an excess of flux at a few MeV (the so called “MeV bump”) with respect to the extrapolation of the XRB to higher energies. The first all sky survey in the 0.8–30 MeV energy range carried out by the COMPTEL detector onboard CGRO have clearly demonstrated that the “MeV bump” does not exist anymore (see Weidenspointner et al. 1999 for a compilation of recent results). An independent estimate in the 0.3–7 MeV energy range obtained by SMM (Watanabe et al. 1997) is in agreement with the COMPTEL results. Even if the present measurements are affected by rather large uncertainties, the high energy background spectrum seems to smoothly connect with the extrapolation of the XRB. For photon energies greater than a few tens of MeV in addition to the instrumental background one has to properly subtract the Galactic diffuse emission which originates from the cosmic

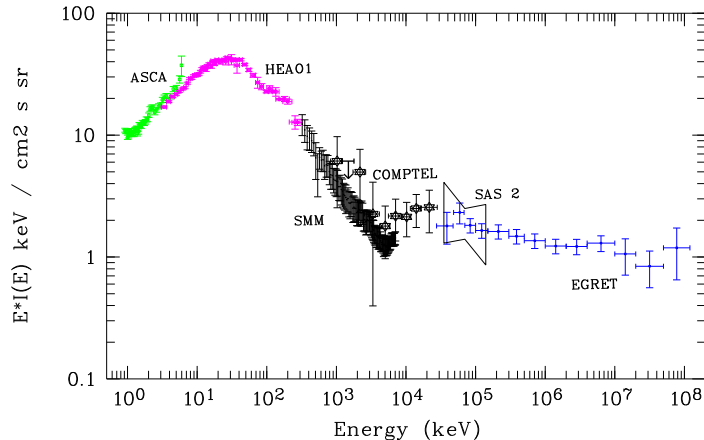


FIGURE 1. The extragalactic background spectrum from a compilation of observations by several instruments (labeled).

rays interaction with the interstellar matter. The increased sensitivity and low instrumental background of the EGRET detector onboard CGRO allowed to extend and improve the GRB discovery observation performed with SAS-2 (Fichtel et al. 1978). The most recent EGRET measurements of the extragalactic GRB (Sreekumar et al. 1998) are well represented by a single power law with  $\alpha = 1.10 \pm 0.03$  from 30 MeV to 120 GeV. The low energy extrapolation well matches the high energy COMPTEL data.

The energy density of the XRB and GRB integrated from 1 keV to 100 GeV is  $w_{X,\gamma} \simeq 7 \times 10^{-5} \text{ eV cm}^{-3}$ . From figure 1 it is clearly seen that the peak of the total extragalactic emission occurs in the X-ray domain at  $\sim 30 \text{ keV}$ . As a result the XRB carries a large fraction (about 80 %) of the total energy density. The origin of the extragalactic high energy emission and in particular of the XRB has been, almost since its discovery, one of the main problems in high energy astrophysics. After several years of research efforts, the achievements obtained by recent satellite observations combined with theoretical models have significantly improved our knowledge, strongly suggesting that discrete sources provide the most important contribution to the whole extragalactic background spectral intensity.

## 2. AGN MODELS FOR THE XRB

The absence of any detectable distortion in the CMB blackbody spectrum as measured by COBE (Wright et al. 1994) implies that the contribution of a hot ( $> 10^8 \text{ K}$ ) intergalactic gas, originally suggested to explain the XRB Bremsstrahlung-like shape, can not exceed  $10^{-5}$  of the observed emission, leaving discrete sources

as the only viable candidates. Which is the nature of the X-ray sources making the XRB ? Recent ultra-deep X-ray surveys carried out with ROSAT PSPC and HRI detectors in the 0.5–2.0 keV band have already resolved a large fraction (70–80 %) of the soft XRB (Hasinger et al. 1998). Optical follow-up spectroscopy indicates that the majority of the sources are broad emission line AGNs (Schmidt et al. 1998). Medium-deep X-ray surveys carried out with ASCA (Cagnoni, Della Ceca, Maccacaro 1998; Ueda et al. 1998) and BeppoSAX (Giommi et al. 1998) have started to resolve a sizeable fraction ( $\sim 30\text{--}40\%$ ) of the 2–10 keV XRB. First optical identifications suggest that also at higher energies AGNs constitute the dominant population (Boyle et al. 1998; Fiore et al. 1998). The main difficulty of modeling the XRB with the integrated emission of AGNs has been that their hard 2–20 keV X-ray spectra are much steeper ( $\alpha \simeq 0.7\text{--}1.0$ ) than that of the XRB (the so-called spectral paradox). It has been recognized already ten years ago (Setti & Woltjer 1989) that the “paradox” can be solved assuming an important contribution from sources with spectral shapes flattened by absorption. In the framework of popular AGN unified schemes the XRB spectral intensity can be reproduced by the combined emission of unobscured (type 1) and obscured (type 2) Seyfert galaxies and quasars with a range of column densities and luminosities (Matt & Fabian 1994; Madau et al. 1994; Comastri et al. 1995, hereinafter C95). All these models rely on several assumptions on the sources spectral shapes, X-ray luminosity function (XLF) and cosmological evolution. Given the large number of “free parameters” it is not surprising that the XRB spectral intensity can be well reproduced even for rather different choices of the above described parameters. An attempt to reduce the parameter space has been made by C95 who developed a self-consistent approach which simultaneously fits the XRB spectrum and others available constraints: namely the source counts, redshift and absorption distributions observed in the soft (0.5–2 keV) and hard (2–10 keV) bands. In this model the only “free” parameter, which is varied until a global good fit is obtained (C95, Fig. 4), is the absorption distribution of type 2 objects, while the intrinsic spectrum and the evolution of the XLF, parameterized as pure luminosity evolution, are those of type 1. This implies the existence of a large population of high luminosity highly obscured objects called type 2 QSOs.

The optical identifications of faint X-ray sources discovered in ROSAT, ASCA and BeppoSAX surveys has opened the possibility to test AGN synthesis models. Not surprisingly it seems that this rather simple basic model needs to be updated in order to account for the recent results. In particular a new estimate of the evolution of the soft XLF from ROSAT data indicates a more complex behaviour than previously thought, which is best parameterized by luminosity dependent density evolution (Miyaji, Hasinger & Schmidt 1999). Moreover, the lack of type 2 QSO in medium-deep X-ray surveys has been considered as a prove against their existence (Halpern et al. 1998) or, at least, as an indication of different evolution properties of type 2 AGNs. A different evolution of obscured objects may be linked to the origin of the X-ray absorption as predicted in scenarios where the absorption takes place in a starburst region surrounding the nucleus (Fabian et al. 1998).

While there is increasing evidence on the fact that AGNs supply the bulk of

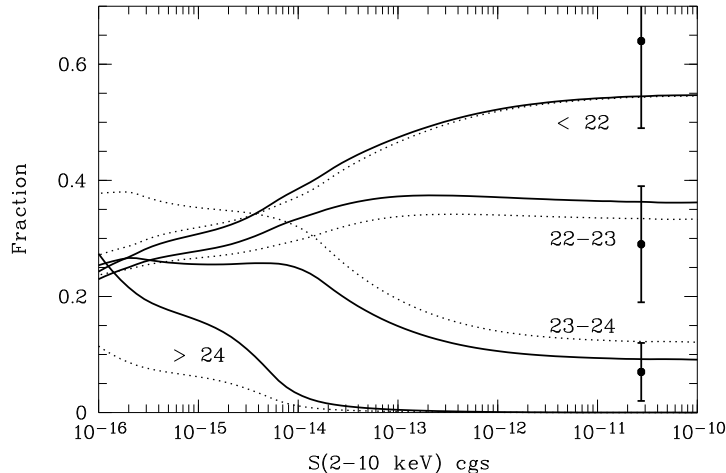


FIGURE 2. The relative fraction of objects with different absorption column densities as a function of the 2–10 keV flux. The points at  $\sim 3 \cdot 10^{-11}$  cgs represent the observed absorption distribution in the Piccinotti et al. (1982) sample.

the XRB, the model(s) parameter space is still rather unexplored. In particular the type 2 objects evolution and XLF, the distribution of absorbing column densities and the AGNs high energy spectrum constitute a fundamental piece of information for all the models, which need to be tested by future observations.

### 2.1 Testing the XRB models

The discovery of several heavily obscured, Compton thick ( $N_H > 10^{24-25} \text{ cm}^{-2}$ ), objects in a BeppoSAX survey of a well defined sample of optically selected Seyfert 2 galaxies (Maiolino et al. 1998) suggests that the “true” absorption distribution of type 2 AGN might be different from that previously assumed (e.g. Madau et al. 1994, C95). An unbiased estimate of the “true”  $N_H$  distribution of obscured objects could be obtained by X-ray spectroscopy of faint X-ray sources at high energies. As an example, the predictions of two self-consistent synthesis models (dotted and solid lines) following C95, which differ only in the relative ratio of objects with different  $N_H$  are reported in Fig. 2. The observed fractions of AGNs with different amounts of absorption start to deviate significantly from the local ones (derived from the Piccinotti et al. 1982 sample) only below  $\sim 10^{-13}$  cgs (2–10 keV). Large area hard X-ray surveys reaching this limiting flux are currently in progress (Giommi et al. 1998), while fainter X-ray fluxes will be reached in the near future by XMM and ABRIXAS allowing to probe the  $N_H$  distribution. The optical identification of these hard X-ray sources will open the opportunity to study the space density and evolution of type 2 objects and in particular to test whether type 2 QSOs exist. At

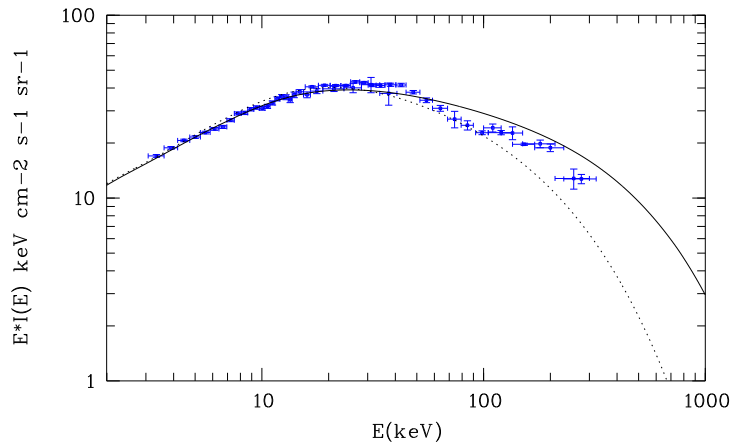


FIGURE 3. The effect of a different high-energy cut-off in the intrinsic AGN spectrum. Dotted line :  $E_c = 300$  keV , solid line :  $E_c = 700$  keV.

present the number of type 2 QSOs discovered so far (Georgantopoulos et al. 1998 and references therein) is consistent with model predictions (Comastri 1998). Given that their space density is expected to rapidly increase at fainter fluxes, a relatively large number of type 2 QSO is expected in XMM and AXAF observations. Another assumption which needs to be tested by future observations concerns the broad band spectrum of AGNs. In order not to overproduce the XRB intensity a break or an exponential cut-off in the high energy AGN spectra is required. The characteristic energy of this break is still poorly known. Indeed the average Ginga/CGRO-OSSE spectrum of bright Seyfert galaxies in the  $\sim 2$ -500 keV energy range suggests a cut-off at a few hundreds of keV (Gondek et al. 1996), also, with the exception of a few sources, the large majority of bright AGNs observed by BeppoSAX (up to  $\sim 200$  keV) do not show evidence of a cut-off with lower limits of the order of 200-300 keV (Perola et al. 1998). The results of two models which differ only in the high energy cutoff are reported in Figure 3, suggesting a best fit value close to 500 keV. Broad band high energy INTEGRAL observations will allow to address this issue which is of the primary importance for the study of the emission mechanisms in AGNs. Finally, the issue of the origin of the X-ray absorption and whether it originates from nuclear obscuration and/or from starburst driven activity as suggested by Fabian et al. (1998), may be tested exploiting the unique spectral and spatial capabilities of XMM and AXAF respectively with simultaneous observations.

### 3. AGN MODELS FOR THE GRB

The unexpected discovery that a sub-class of AGNs, namely blazars, are strong  $\gamma$ -ray emitters was probably the most important contribution of the CGRO EGRET

instrument to the field of extragalactic astronomy. At present more than 50 sources have been clearly detected (Mukherjee et al. 1997). The large majority of them are flat spectrum radio-loud quasars (FSRQ), while about a dozen are classified as BL Lacs. EGRET spectra ( $E > 100$  MeV), available for about half of the total sample, are well represented by a single power law with an average value  $\alpha \simeq 1.1-1.2$ . There are some evidences of a departure from this simple shape, possibly correlated with  $\gamma$ -ray intensity, as well as some differences between FSRQ and BL Lacs. These results are of great interest for the modeling of the GRB; however, we must await for more sensitive  $\gamma$ -ray observations of a larger sample of blazars to confirm the suggested trends. The agreement between the average blazar spectrum and the GRB strongly suggests that the bulk of the GRB is made by the summed contribution of unresolved blazars. In order to compute the intensity of the GRB the knowledge of the luminosity function and its evolution is needed. One possibility is to extrapolate the radio luminosity function and evolution in the  $\gamma$ -ray band using the observed correlation between radio and  $\gamma$ -ray luminosities (but see Mücke et al. 1997 for a critical discussion on the robustness of such a correlation). Depending on the details of such extrapolation the contribution of blazars to GRB ranges from 50 % to 100 % (Padovani et al. 1993, Setti & Woltjer 1994, Stecker & Salamon 1996). In order to avoid errors introduced by the extrapolation one would have to compute the  $\gamma$ -ray luminosity function and evolution from the observed blazars sample. In this case, however, similar uncertainties are introduced by the small number of  $\gamma$ -ray detected blazars. Following this approach Chiang and Mukherjee (1998) conclude that only about 25 % of the GRB can be accounted for by blazars. Similarly using a specific model for the blazars high energy emission Mücke and Pohl (1999) conclude that their contribution to the GRB is about 40 %. Given that the contribution of non-blazars sources, such as normal and starburst galaxies is unlikely to exceed 25-30 % (Soltan & Juchniewicz 1999), a significant fraction of the GRB would remain unexplained. Two words of caution appear to be appropriate. First the true extragalactic intensity in the EGRET band may be lower due to some unaccounted Galactic contribution; second the estimate of Chiang and Mukherjee (1998) is strongly dependent on the poorly known, faint end slope of the luminosity function. More sensitive observations are clearly needed in order to settle this issue. Whichever is the model of the high energy GRB, it appears that below 10 MeV the contribution of “normal” blazars is even lower. Indeed broad band (50 keV - 1 GeV)  $\gamma$ -ray observations (Mc Naron-Brown et al. 1995) of a small sample of sources indicate that the average EGRET spectrum flattens significantly to a slope  $\alpha \simeq 0.7$  below a break energy of a few MeV. Following the discovery by COMPTEL of a few FSRQ with a peculiar X- $\gamma$ -ray spectrum peaking at a few MeV (Bloemen et al. 1995), it has been suggested that “MeV blazars” may provide a significant contribution to the COMPTEL background (Bloemen et al. 1995; Comastri et al. 1996). In figure 4 an AGN model for the full extragalactic background is reported. The dashed line extending up to the highest energies represents the contribution of FSRQ to the GRB (of the order of 40 % above 100 MeV), assuming a broken power law spectrum with  $\alpha_x = 0.5$  below a break energy of 8 MeV and  $\alpha_\gamma = 1.2$

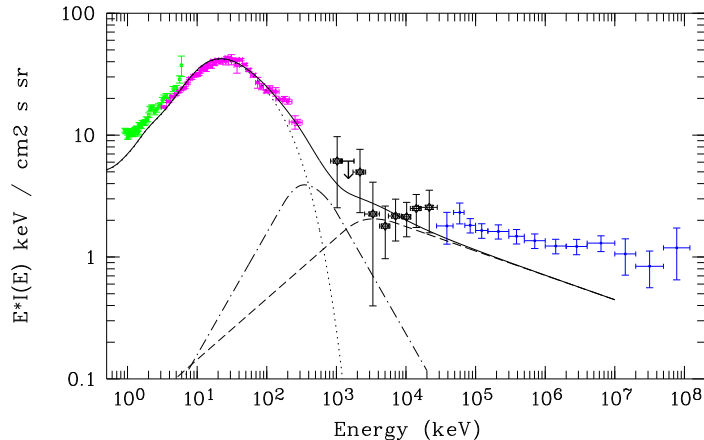


FIGURE 4. An AGN model for the XRB and GRB. Dotted line: XRB model of C95; dashed line: “normal FSRQ” ; dot-dashed line: “MeV blazars”. See text for details.

above. The evolution of the  $\gamma$ -ray luminosity function, derived from radio data, is that described in Comastri et al. (1996). Assuming for the FSRQ belonging to the “MeV blazars” class the same evolution of the  $\gamma$ -ray luminosity function of “normal FSRQ”, a broken power law spectrum with  $\alpha_x = 0$ ,  $\alpha_\gamma = 2$  and a break energy at 1 MeV, their contribution to the GRB may be significant at energies between 100 keV and 1 MeV. The “MeV blazars” contribution has been normalized such that their 1 keV emissivity is about 15 % of all FSRQ. This model is highly speculative, but it is interesting to note that if this class of objects does indeed exist deep IBIS observations may reveal a few tens of them.

#### 4. CONCLUSIONS

On the basis of the present observations it is extremely likely that both the XRB and the GRB are mostly due to the summed contributions of different types of AGNs. The problem of the origin of the background(s) is now: which are the physical and evolutional properties of the sources (AGNs) making the background(s) ? The extremely faint fluxes which will be reached by the next generation of X-ray missions (AXAF and XMM) will allow to study with unprecedented detail AGN evolution or, in other words, the history of accretion processes over the cosmic time. At high energies INTEGRAL will start to explore a new portion of the spectrum filling the gap in the background measurements above a few hundreds of keV. INTEGRAL observations will also permit to investigate the high energy cut-off in AGN spectra providing an invaluable tool to study the primary emission mechanisms. Finally INTEGRAL may uncover a class of sources, which may provide a significant contribution to the MeV background (i.e. the “MeV blazars”), but have

escaped detection in other bands.

#### ACKNOWLEDGMENTS

It is a pleasure to acknowledge G. Zamorani and G. Setti for useful discussions and G. Weidenspointner for providing some of the data in a computer readable format.

#### REFERENCES

- Bloemen H., et al., 1995, *A&A* 293, L1  
Boyle B., et al., 1998, *MNRAS* 296, 1  
Chiang J., Mukherjee R., 1998, *ApJ* 496, 752  
Cagnoni I., Della Ceca R., Maccacaro T., 1998, *ApJ* 493, 54  
Comastri A., Setti G., Zamorani G., Hasinger G., 1995, *A&A* 296, 1  
Comastri A., Di Girolamo T., Setti G., 1996, *A&AS* 120, 627  
Comastri A., 1998, *Mem. S.A.It.*, in press (astro-ph/9809077)  
Fabian A.C., Barcons X., Almaini O., Iwasawa K., 1998, *MNRAS* 297, L11  
Fichtel C.E., Simpson G.A., Thompson D.J., 1978, *ApJ* 222, 833  
Fiore F., et al., 1998, *MNRAS*, submitted  
Georgantopoulos I., et al., 1998, *MNRAS* in press (astro-ph/9810413)  
Giommi P., et al., 1998, *Nuclear Physics B*, 69/1–3, 591  
Gondek D., et al., 1996, *MNRAS* 282, 646  
Gruber D.E., 1992, In *The X-ray background*, X. Barcons, A.C. Fabian (eds.), 44  
Halpern J. P., Eracleous M., Forster K., 1998, *ApJ* 501, 103  
Hasinger G. et al., 1998, *A&A* 329, 482  
Madau P., Ghisellini G., Fabian A.C., 1994, *MNRAS* 270, L17  
Maiolino R., et al., 1998, *A&A* 338, 781  
Matt G., Fabian A.C., 1994, *MNRAS* 267, 187  
Mc Naron–Brown K., et al., 1995, *ApJ* 451, 575  
Miyaji T., Hasinger G., Schmidt M., 1999, *Adv. Space Res.*, in press  
Mücke A., et al., 1997, *A&A* 320, 33  
Mücke A., Pohl M., 1999, *MNRAS*, submitted  
Mukherjee R., et al., 1997, *ApJ* 490, 116  
Padovani P., Ghisellini G., Fabian A.C., Celotti A., 1993, *MNRAS* 260, L21  
Perola G.C., et al., 1998, *Mem. S.A.It.*, in press  
Piccinotti G., Mushotzky R.F., Boldt E.A., et al., 1982, *ApJ* 253, 485  
Schmidt M., et al., 1998, *A&A* 329, 495  
Setti G., Woltjer L., 1989, *A&A* 224, L21  
Setti G., Woltjer L., 1994, *ApJS* 92, 629  
Soltan A.M., Juchniewicz J., 1999, *Astrophys. Lett. and Comm.*, in press  
Sreekumar P., et al., 1998, *ApJ* 494, 523  
Stecker F.W., Salamon M.H., 1996, *ApJ* 464, 600  
Ueda Y., et al., 1998, *Nature* 391, 866  
Watanabe K., et al., 1997, *AIP* 410 (2), 1223  
Weidenspointner G., et al., 1999, *Astrophys. Lett. and Comm.*, in press  
Wright E.L., et al., 1994, *ApJ* 420, 450