

# Unifying All Blazars

Giovanni Fossati<sup>1</sup>

*International School for Advanced Studies (SISSA/ISAS), via Beirut 4,  
34014 Trieste, Italy*

**Abstract.** We propose a new physical model for the unification of all Blazars. The blazar phenomenology can be accounted for by a sequence in the source power and intensity of the diffuse radiation field surrounding the relativistic jet. This regulates the equilibrium electron distribution and hence the shape of the spectral energy distribution (SED), and in turn the classification into a blazar “flavour”. The processes inside and beside the emitting jet are the same throughout the blazar class. Objects along this sequence would be observationally classified as High-frequency-peaked BL Lac objects (HBL), Low-frequency BL Lac objects (LBL), Highly Polarized Quasars (HPQ) and Lowly Polarized Quasars (LPQ).

## 1. Introduction

Among AGNs blazars represent the most extreme and powerful sources. The fundamental property characterizing blazars is their beamed continuum, due to plasma moving relativistically along the line of sight. This scenario seems to apply to objects with somewhat different observational properties leading to different classifications/definitions. Objects with significant emission line equivalent widths are usually found as flat spectrum radio quasars (FSRQ). Objects without emission lines ( $EW < 5 \text{ \AA}$ ) are classified as BL Lac objects. Different flavours of BL Lac objects have been found in radio and X-ray surveys. These also correspond to differences in the overall spectral energy distributions (SED) leading to the sub-classification of High and Low frequency peaked BL Lacs (e.g. Padovani & Giommi 1995). Nevertheless, while different sub-classes have different average properties, the actual distinction among them is certainly fuzzy and so far several sources have shown intermediate behaviour. In fact arguments for a substantial “continuity” in the continuum spectral properties leading to adopt the blazar denomination as including both, BL Lacs as well as FSRQs, have been recently re-proposed (e.g. Sambruna et al. 1996, Fossati et al. 1998).

The recent discovery of about  $\sim 60$  blazars emitting in the  $\gamma$ -ray band (GeV and TeV, by CGRO and Cherenkov telescopes), have revealed that the bulk of their radiative output is emitted in the  $\gamma$ -ray range, thus allowing us to dis-

---

<sup>1</sup>moving to Center for Astrophysics and Space Sciences (CASS), University of California, San Diego, 9500 Gilman Dr., La Jolla CA 92093-0424, USA

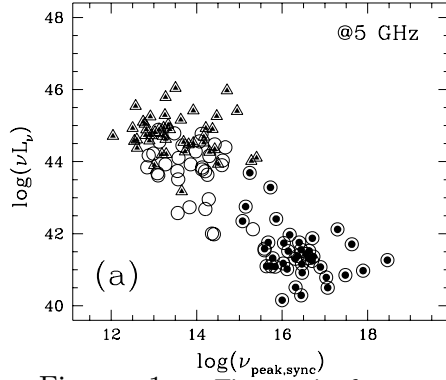


Figure 1. The peak frequency of the synchrotron component plotted against radio luminosity.

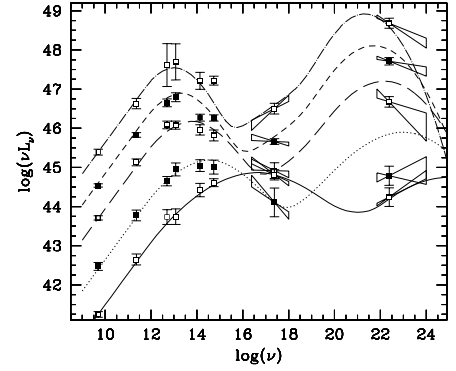


Figure 2. Average SEDs. Lines are representatives of the one-parameter-family discussed in text.

cuss for the first time the characteristics of blazars knowing their total emission output and their entire SED.

**The goal:** we wanted to try to derive general properties of the continuum and understand whether and how they differ for instance in BL Lac objects and FSRQ. We consider blazars as a single class/family of objects, assuming that the same physical mechanisms operate in relativistic jets over a wide range of luminosities. We addressed these issues from two sides:

- A** a purely observational approach based on complete sub-samples of blazars aimed at studying the systematics of the SEDs of blazars from radio to  $\gamma$ -rays.
- B** a theoretical approach based on modelling individually the SEDs of the  $\gamma$ -ray sources. The goal is not to model specific blazars, but to unveil possible trends among physical quantities, shedding light on the relationship among different sub-classes.

Here we present a summary of a few highlights of this work, referring to Fossati et al. (1998), and Ghisellini et al. (1998) for the full discussion.

**The samples and the Data:** we considered a “total blazar sample” resulting from the merging of the following three samples: the Slew Survey sample and the 1 Jy sample of BL Lac objects and the FSRQ sample derived from the 2 Jy radio sample of Wall & Peacock (1985). We consider objects irrespective of their original classification. The net number of sources is 126.

## 2. Results **A**

**$\nu_{\text{peak}}$  vs. Luminosity** We estimated the position of the peak of the synchrotron component in individual objects by fitting the SED of each source ( $\nu$  vs.  $\nu L_\nu$ ) with a third degree polynomial. The resulting peak frequencies are plotted in Fig. 1 versus the radio luminosity. Strong correlation ( $P \gg 99.99\%$ ) is present in the sense of  $\nu_{\text{peak,sync}}$  decreasing with increasing luminosity. The same trend holds also for  $\gamma$ -ray luminosity, for the restricted sample of  $\gamma$ -ray detected sources. Since on one hand in flux limited samples spurious correlations can be introduced by the luminosity/redshift relation and on the other hand the

correlations might be due to evolutionary effects genuinely related to redshift, we also restricted the analysis to sources in the  $z < 0.5$  interval, and applying the partial correlation algorithm. In both cases the correlation still holds.

**Average SEDs** Since luminosity appears to have an important role in that it correlates with the main spectral parameters we binned the “total blazar sample” according to 5 GHz radio luminosity. It may be desirable to use the *bolometric* luminosity which in all cases is close to the  $\gamma$ -ray one, available for only a few objects. This latter correlates with the *radio* luminosity (although this is a debated issue, e.g. Fossati et al. 1998), which could then represent a suitable approximation. The resulting SEDs are shown in Fig. 2, where we superimposed “analytic” SEDs which are representatives of a family of curves parameterized only on the radio luminosity, which in turn possibly traces the bolometric one. The “core” of this parameterization is the assumption that the peak *frequency of the synchrotron spectral component is (inversely) related to radio luminosity* (see Fig. 1). The high energy spectral component has been “placed” with respect to the radio-to-optical one assuming that: (a) the ratio of the frequencies of the high and low energy peaks is constant ( $\simeq 5 \times 10^8$ ), (b) high  $\gamma$ -ray peak and radio luminosities have a fixed ratio,  $\simeq 3 \times 10^3$ . Given the extreme simplicity of the assumptions, it is remarkable that the phenomenological model describes reasonably well the average SEDs.

#### Highlights

- ▷ blazar SEDs have two peaks, whose frequency ratio is compatible with being constant. The lower energy one shows an anti-correlation with luminosity.
- ▷ the  $\gamma$ -ray dominance  $L_{\text{Comp}}/L_{\text{sync}}$  increases with increasing power.
- ▷ blazar continua can be described as a *one parameter family* of curves with luminosity as the fundamental parameter.

These trends suggest that we deal with a *continuous spectral sequence* within the blazar family, rather than with separate spectral classes.

### 3. Results B

Strong correlations have been found among the physical parameters derived from the External Radiation Compton model (ERC). The most interesting quantity to investigate is the Lorentz factor at the break of the electron distribution,  $\gamma_{\text{peak}}$ . It determines the location of both the synchrotron and the Compton peaks, and therefore largely determines the shape of the SED. Two are the results of particular interest:

- ▷  $\gamma_{\text{peak}}$  correlates with the total energy density in the emitting region:  $\gamma_{\text{peak}} \propto (U_{\text{r}} + U_{\text{B}})^{-0.6}$ . One way to explain this is to assume that  $\gamma_{\text{peak}}$  is the result of a competition between the radiative cooling and the (re-)acceleration process. The typical emitting electron would be quickly accelerated up to the energy where cooling is important, while only a few particles would be accelerated at higher energies.
- ▷  $\gamma_{\text{peak}}$  correlates with the Compton dominance. This link can be interpreted as the consequence of a change in the radiation energy density of the external field. An increase in the latter in fact leads to an increase in the particle

Compton cooling and therefore both to a decrease in  $\gamma_{\text{peak}}$  and a relative increase in the  $\gamma$ -ray luminosity.

▷ different sub-classes of blazars are located in different areas of this correlation.

HBLs at the extreme and LBLs smoothly overlapping with FSRQ.

The possibility that the external photon field involved in the ERC process is related to the radiation reprocessed as broad emission lines, seems to be at least qualitatively in agreement with the observational evidence concerning the emission line luminosity in the suggested blazar sequence.

#### 4. The Blazar Unification

The main conclusion is that despite the phenomenological differences among different sub-classes of blazars, a unitary scheme is possible, with the evidence for a well defined sequence in the properties of HBL, LBL and FSRQ with increasing importance of an external radiation field. The correlations among the different quantities ensure that the knowledge of one of them allows to estimate the entire spectral energy distribution, and also the probable classification of the object. The *proposed blazar unifying sequence* can be therefore summarized as follows:

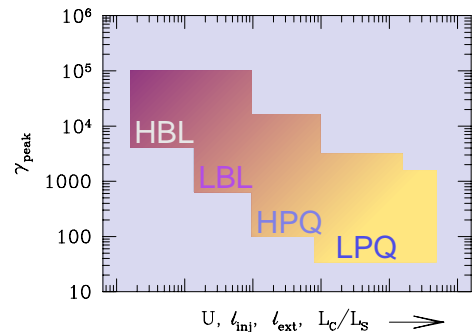


Figure 3. Schematic representation of the proposed unifying scheme.

**HBL:** are the sources with the lowest intrinsic power and the weakest external radiation field (no or weak emission lines). Cooling is less dramatic and electrons can reach energies high enough to produce soft X-ray synchrotron emission and TeV radiation through the IC process. Being the inverse Compton cooling ineffective, the Compton dominance is expected to be small.

**LBL:** are intrinsically more powerful than HBL. The external field can be responsible for most of the cooling. The stronger cooling limits electrons energy implying that the synchrotron and inverse Compton emission peak at lower frequencies, in the optical and GeV bands, respectively, with a larger Compton dominance.

**FSRQ** are the most powerful blazars. The contribution from the external radiation to the cooling is the greatest. Synchrotron and IC emission cannot extend at frequencies larger than the IR and MeV–GeV bands.  $\gamma$ -ray radiation dominates the radiative output. Within this class, there is the hint for LPQ to be more extreme.

#### References

- Fossati, G., et al. 1998, MNRAS, 299, 433  
 Ghisellini, G., et al., 1998, MNRAS, in press  
 Padovani P., Giommi P., 1995, ApJ, 444, 567  
 Sambruna, R.M., Maraschi, L., Urry, C.M., 1996, ApJ, 463, 444  
 Wall J.V., Peacock J.A., 1985, MNRAS, 216, 173