

HVCs probing a gaseous Galactic halo

Peter M.W. Kalberla, Jürgen Kerp

*Radioastronomisches Institut der Universität Bonn, Auf dem Hügel 71,
D-53121 Bonn, Germany*

Urmas Haud

Tartu Observatory, EE2444 Toravere, Estonia

Abstract. We study the hypothesis that high-velocity clouds (HVCs) may originate from instabilities within the gaseous phase of the Galactic halo. According to the hydrostatic equilibrium model of Kalberla & Kerp (1998), we determine the probability distribution of occurrence of instabilities within the Galactic halo. Instabilities may produce condensations within the Galactic halo beyond a z -distances of 4 kpc, which are accelerated by gravity and decelerated by drag-forces.

We present evidence that the HI high-velocity dispersion component, discovered by Kalberla et al. (1998) is associated with high-velocity-halo gas. The physical properties of this high-velocity halo gas are similar to the recently detected highly-ionized HVCs by Sembach et al. (1995, 1998). Accordingly, the HI high-velocity dispersion component may be the neutral tracer of the turbulent gas motions within the Galactic halo. Our calculations demonstrate, that the sky-averaged signal of in-falling condensations does not differ significantly from the HI emission of the turbulent Galactic halo gas.

1. Introduction

The origin of HVCs is still a matter of discussion. Some of the HVCs seem to be located at extragalactic distances while the large northern HVC complexes (M, A and C) are members of the Galactic halo (Blitz et al. 1998, van Woerden et al. 1998).

In this paper we focus on the question: “can high-velocity clouds be explained as condensations of the Galactic halo matter?”. For this aim, we study the stability of the gaseous Galactic halo and the velocity distribution of the in-falling condensations in the framework of a Galactic rain. We include the drag-forces as well as the sweeping up of matter on their way to the Galactic disk.

Benjamin & Danly (1997) investigated the influence of drag-forces on the velocity of IVCs and HVCs. Benjamin (these proceedings) argues that several observational facts indicate interactions between HVCs and the interstellar medium: (1) the existence of cometary shaped clouds in our Galaxy (Oden-

wald 1988), (2) the correlation between distance and velocity of HVCs and IVCs claimed by (Benjamin & Danly 1997), (3) the existence of velocity bridges or now called head-tail structures of HVCs (Pietz et al. 1996), and (4) the positional correlation between enhanced X-ray emission and HVCs (Kerp et al. 1999).

Recent investigations of the HI and X-ray data further supported the HVC in-fall scenario: Brüns (1998) searched for HI head-tail structures of HVCs across the whole sky which is covered by the Leiden/Dwingeloo survey (Hartmann & Burton 1997). In total, he analyzed 252 HVCs with column densities $N_{\text{HI}} > 10^{19} \text{ cm}^{-2}$. 45 HVCs of his sample revealed head-tail structures. Moreover, he deduced that the probability to find a HVC with a head-tail structure increases proportional to the column density of the HVC.

Kerp et al. (1999) searched for excess soft X-ray emission towards four prominent HVC complexes. Towards HVC complexes C, D and GCN/GCP, they detected excess soft X-ray emission. In case of HVC complex C, they showed, that the excess soft X-ray emission is in position closer correlated with HVCs than with IVCs gas. The majority of the X-ray bright HVCs have column densities $N_{\text{HI}} > 5 \cdot 10^{19} \text{ cm}^{-2}$. Towards HVC complex C 2/3 of the head-tail structures studied by Pietz et al. (1996) are associated with excess soft X-ray emission.

In this paper we study the development of neutral clouds falling towards the Galactic disk. These clouds are produced by instabilities within the Galactic halo gas. The velocity and HI brightness temperature distribution of these condensations are quantitatively compared with the Leiden/Dwingeloo data. We present evidence, that low-column density neutral high-velocity gas exists within the Galactic halo. This high-velocity gas seems to be associated with the turbulent motion of neutral gas condensations in the halo. Up to $|v_{\text{LSR}}| \simeq 350 \text{ km s}^{-1}$ low-surface brightness high-velocity gas is detectable in the new Leiden/Dwingeloo survey. In Sect. 2 we present the basic parameters of a hydrostatic equilibrium model of the Galaxy according to the model of Kalberla & Kerp (1998, hereafter K&K). We address the stability of the Galactic halo and evaluate the probability that individual neutral condensations may be formed and fall onto the Galactic disk. In Sect. 3 we compare the derived column density and velocity distribution of our modeled HVCs with the observational data, and discuss the implications. In Sect. 4. we discuss the implications of our results.

2. The model

2.1. The gaseous halo

Recently, K&K showed that on large scales the Milky Way can be described well by a hydrostatic equilibrium model. K&K included in their calculation the recent physical parameters of the gaseous phases within the Galactic halo. They compared the model predictions with the observational situation using the most recent γ -ray, X-ray and radio surveys, which trace the distribution of magnetic fields, cosmic-rays and of the interstellar gas. Their model consists mainly of 3 clearly distinct regions: (1) the gaseous halo, hosting an ubiquitous X-ray emitting plasma and a neutral component with a high-velocity dispersion of 60 km s^{-1} , in addition to the well know highly-ionized atomic species.

(2) the disk, consisting predominantly of cold- and warm-neutral medium with scale heights of 150 pc and 400 pc respectively, and (3) a disk-halo interface, which is the environment of the diffuse ionized gas with a scale height of 950 pc (Reynolds, 1997). Such a layered disk-halo structure was found on average to be stable against Parker instabilities. K&K pointed out, that the stability depends strongly on the composition of the layers, the most critical region is the disk-halo interface. In any case, a hierarchical disk-halo composition is required for a stable halo.

One remarkable fact, which became apparent at this conference is, that hydro-dynamical calculations by Avezil (1997 and these proceedings) resembles gas layers with similar scale heights, densities and temperatures as deduced by the hydrostatic equilibrium model of K&K. Stability in a dynamical modeling requires a constant mass flow considering vertical upward motions of a fountain flow and downward motion of the cooled gas.

This similarity may indicate, that the large scale view of the Milky Way is indeed well approximated by a hydrostatic equilibrium model, however, this does not imply that the halo is stable and in equilibrium on all scales. Stability requires that the gas pressure exceeds a minimum value $p_{\text{gmin}}(z)$:

$$p_{\text{gas}}(z) > p_{\text{gmin}}(z) = \frac{n^2(z) \partial\Phi/\partial z}{\partial n/\partial z}. \quad (1)$$

Here $n(z)$ is the gas density, $p_{\text{gas}}(z)$ the gas pressure and $\Phi(z)$ the gravitational potential perpendicular to the Galactic plane.

Instabilities may occur if the local pressure of the plasma in the halo exceeds the steady state value significantly, e.g. if the plasma rises to scale heights $h_z > 6$ kpc. In such a case, the stability condition given in Eq. 1 is violated. The stability criterion in dynamical models implies, that next to the rising gas some gas condensations must fall back to the Galactic disk. Here, we study a ‘‘Galactic rain’’ which is caused by instabilities within the K&K model beyond a z -distance of 4 kpc. These instabilities form condensations within the highly turbulent gas phase of the Galactic halo.

2.2. HVCs originating from local instabilities

We assume, that the amount of halo gas which may condense due to instabilities, is proportional to the local gas density and proportional to the fractional overpressure which caused the instability. In our approach, we assume that the production of a HVC may occur as a stochastic process. This neglects the spiral structure of the Milky Way, and accordingly the probability distribution of the perturbation across the Galactic disk. Our approach is certainly a simplification of the real situation in detail, but on large angular and long time scales, we will obtain statistical information on the velocity distribution of the condensations.

Figure 1 shows the probability distribution for the creation of an HVC by instabilities. Below about $|z| = 3.8$ kpc it is very unlikely that a condensation will be formed out of the halo material. The probability reaches its maximum at $|z| = 4.4$ kpc, corresponding to the average scale height of the gaseous halo. Beyond this z -distance the probability decreases proportional to the volume density distribution.

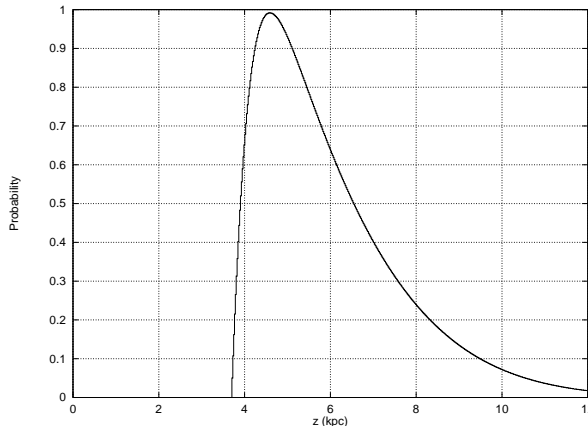


Figure 1. In the framework of the hydrostatic equilibrium model of the Galaxy (Kalberla & Kerp 1998), instabilities can evolve at high z -distances only. According to this model, the relative probability to form condensations within the Galactic halo introduced by local instabilities reaches its maximum around the z -distance of ~ 4.4 kpc of the halo gas. We expect that condensations which appear as HVCs originate predominantly above 4 kpc.

2.3. HVCs affected by gravity and drag

Condensations from the gaseous halo are accelerated by gravity until friction sets in, which is caused by the layered structure of the Galaxy. The further velocity development of the condensations and their final appearance as an intermediate-velocity cloud (IVC), depends on the initial column density of the condensation.

To evaluate the gravitational acceleration of the Milky Way, we adopt the equation published by Kuijken & Gilmore (1989). The decelerating drag forces are parameterized according to Benjamin & Danly (1997). In addition, we introduce two major modifications. First, to calculate the drag forces we use the gas densities as determined by K&K. Second, we assume that the condensations are sweeping up gas as they approach the Galactic disk.

HVCs may either sweep up material on their way through the halo or they may lose gas which is stripped off from the outer cloud boundaries due to drag forces. Probably, both effects occur at the same time, however we assume that on the average more material is swept up by the HVCs than lost. The amount of matter which a HVC is sweeping up is highly uncertain. We estimate that on the average HVCs accumulate 50% of the gas which is passed by. Such a rate seems to be reasonable because IVCs have significantly higher column densities than HVCs. In addition at such a rate we obtain in our model calculations IVC velocities which are close to the observed ones. As a consequence of gas enrichment, in our model the gas-to-dust ratio as well as the metallicity of HVCs and IVCs is modified by the swept-up material.

Figure 2 shows the velocity distribution of a sample of condensations with different column densities. We calculate trajectories for HVCs originating at $z = 5, 7.5$ and 10 kpc. Gravity and drag forces are evaluated in the solar

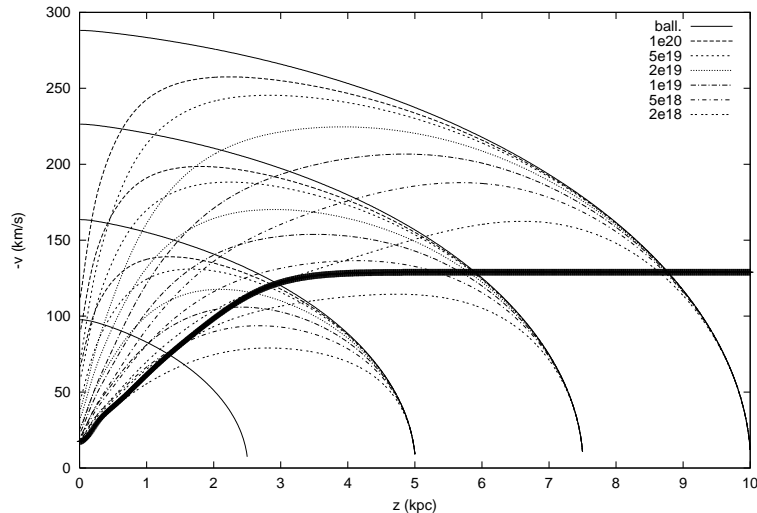


Figure 2. Velocities in z -direction for condensations originating in the local vicinity of the Sun, starting from z -heights of 2.5, 5, 7.5 and 10 kpc. The clouds are accelerated by gravity and decelerated by drag-forces according to our model assumptions. The solid lines represent the ballistic case, which marks the in-fall of a condensation without any deceleration. Obviously, condensations originating from $z = 2.5$ kpc are too slow to be considered as HVCs. For z -heights of 5, 7.5 and 10 kpc we plot trajectories for HVCs with column densities of $N_{\text{HI}} = 1 \cdot 10^{20}, 5 \cdot 10^{19}, 2 \cdot 10^{19}, 1 \cdot 10^{19}, 5 \cdot 10^{18}, 2 \cdot 10^{18} \text{cm}^{-2}$ (top to bottom). The thick line indicates the mean sound velocity within the Galactic halo. Condensations above this line move supersonic, condensations below move sub-sonic with respect to the surrounding gaseous halo. IVC velocities appear to be present at the beginning and end of the in-fall of a condensation. A low column density condensation high above the Galactic disk will be certainly ionized by the Galactic and extragalactic radiation field. Thus, large z -distance IVCs are unlikely to be detectable in HI 21-cm line emission.

vicinity. In each case the z -velocities are given for column densities between $N_{\text{HI}} = 2 \cdot 10^{18} \text{cm}^{-2}$ and $N_{\text{HI}} = 1 \cdot 10^{20} \text{cm}^{-2}$, and for comparison the ballistic curve without any energy loss. For $|z| = 2.5$ kpc only the ballistic curve is given. Obviously, condensations with low column densities are significantly decelerated by drag forces. The higher the column density of the condensation, the higher the maximum speed. Condensations with high column densities reach their maximum velocities within the z -distance range of $1 < |z| < 3$ kpc, while clouds with low column densities have their maximum velocities at large z -distances. Close to the Galactic disk ($|z| < 400$ pc) our model predicts condensations with IVC velocities in the range $20 < v_z < 100 \text{km s}^{-1}$. Our main conclusion from Fig. 2 is, that condensations which are formed at distances $|z| > 4$ kpc may appear as HVCs.

According to the hydrostatic equilibrium model of K&K, we can compare the velocity of the condensations with the sound velocity (bold solid line in Fig. 2) in the Galactic halo. At $|z| > 4$ kpc $v_s(z) = 130 \text{ km s}^{-1}$ while close to the disk $v_s(z)$ drops to 25 km s^{-1} . Condensations which have velocities above this line are supersonic, those below move sub-sonic. For most of the z -distances, condensations with $N_{\text{HI}} > 10^{19} \text{ cm}^{-2}$ move supersonic with respect to the gaseous halo.

2.4. The Galactic rain

Up to now we have shown that above $|z| \geq 4$ kpc perturbations in the Galactic halo gas may cause instabilities. We demonstrated, that the condensations caused by such instabilities may reach velocities comparable to the observed HVC velocities, otherwise they might appear as IVCs.

Now, we introduce more quantitative aspects into the discussion. First, to overcome the arbitrary boundary condition that the analysis is restricted to the local neighborhood of the Sun, we extend the calculation to the entire Milky Way. We use the density distribution according to K&K. Second, we introduce a random motion of the halo gas into our model, which is indicated by the detection of the HI high-velocity dispersion component by Kalberla et al. (1998). Third, we include a co-rotation of the Galactic halo with the disk, according to the result of Savage et al. (1997). The rotation curve is taken from Fich et al. (1990). Finally, the column density distribution of the condensation should resemble the observed column density distribution of the HVCs (Murphy et al. 1995).

These assumptions allow to construct a model which is consistent with the known physical conditions within the Galactic halo. According to this model, we now generate a ‘‘Galactic rain’’ falling down onto the Milky Way, triggered by random events across the entire halo. The rain falls during a time twice the free-fall time of the lowest column density condensations. After this period, we stop the calculation and evaluate the ‘‘frozen-in’’ column density and velocity distribution of the condensations. In the final step, we quantitatively compare the velocity as well as the column density distribution of the model with observational HI data.

3. Comparison between model and observations

Our approach is optimized to derive overall statistical properties of in-falling condensations onto the Milky Way. We have to compare the modeled situation with the observed one. In Fig. 3 we plot the mean observed brightness temperature T_b on a logarithmic scale versus the radial velocity (v_{LSR}). The solid line in Fig. 3 shows the Leiden/Dwingeloo HI data decomposed into Gaussian components. All components with a significance of at least 3σ have been integrated. The main reason using Gaussian components is the suppression of the rms-noise at high velocities. For comparison with the observation we plot the HI distribution according to the K&K model (dashed line). For positive velocities $v_{\text{LSR}} < 300 \text{ km s}^{-1}$ model and observations agree well. For negative velocities in the range $-180 < v_{\text{LSR}} < -20 \text{ km s}^{-1}$ excess emission is observed, which is associated with the inner part of the Galaxy beyond the scope of the K&K model. The

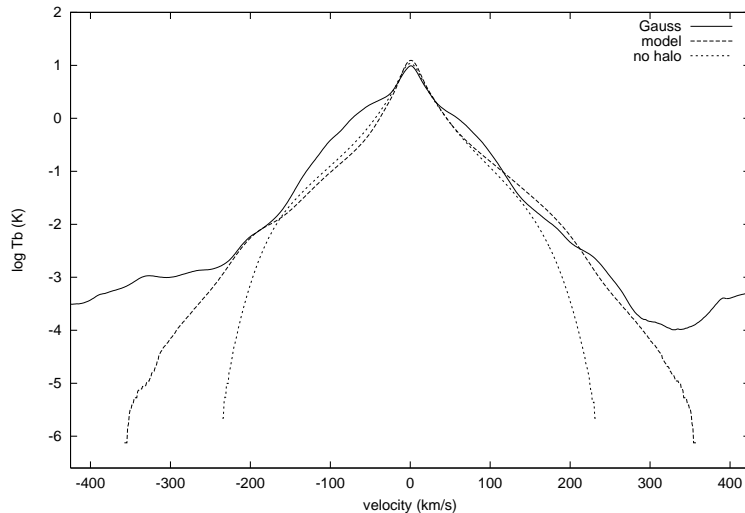


Figure 3. The brightness temperature T_b distribution averaged across the entire Galactic sky covered by the Leiden/Dwingeloo data is plotted versus v_{LSR} . The solid line represents the observational data, decomposed into Gaussian components. The long dashed line marks the Kalberla & Kerp (1998) hydrostatic equilibrium model. Most important is, that the hydrostatic equilibrium model fits the data quantitatively well up to the high-velocity gas regime. The velocity dispersion of the Galactic disk and the disk-halo interface cannot account for the detected HI emission in the high and very-high velocity regime (dotted line). Accordingly, the hydrostatic equilibrium model of Kalberla & Kerp (1998) predicts the faint high-velocity HI emission caused by turbulence within the Galactic halo.

excess emission for $v_{\text{LSR}} < -220 \text{ km s}^{-1}$ was found to be predominantly due to the Magellanic Stream and the Anti-Centre-Complex. The dotted line in Fig. 3 represents a simulation, derived from the K&K model *without* any gas in the Galactic halo. Comparing the models with the observational data, it is obvious, that the main HI emission at velocities $|v_{\text{LSR}}| > 200 \text{ km s}^{-1}$ is dominated by the turbulent neutral Galactic halo gas.

In Fig. 3 the observed brightness distribution is biased due to the fact that the Leiden/Dwingeloo survey covers only declinations $\delta > -30^\circ$. In Fig. 4 only observational data for latitudes $b > 0^\circ$ are compared with the model. Comparing the observations (solid line) with the modeled HI distribution (dashed line) we find, within the uncertainties, an agreement in the velocity range $160 < |v_{\text{LSR}}| < 350 \text{ km s}^{-1}$. The velocity regions $-300 < v_{\text{LSR}} < -200$ and $v_{\text{LSR}} > 300 \text{ km s}^{-1}$ are affected by residual baseline uncertainties in addition to those discussed by Kalberla et al. (1998). The deviations between both curves in this range are probably due to instrumental uncertainties. For the northern Galactic hemisphere we find no indications for significant amounts of HVC gas which deviate from a distribution predicted by the K&K model. Thus, within our limited global investigations the only HVCs which were found to be obviously

incompatible with a Galactic rain model are the Magellanic Stream and Anti-Centre-Complex.

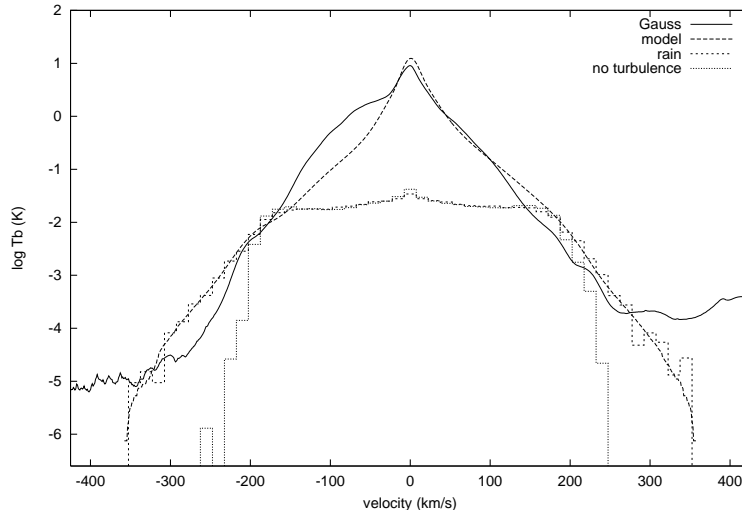


Figure 4. The HI brightness temperature distribution across the northern Galactic sky ($b > 0^\circ$) is plotted versus v_{LSR} . The solid line marks the observational data decomposed into Gaussian components. The long dashed line indicates the Kalberla & Kerp (1998) hydrostatic equilibrium model. The short dashed line shows the “Galactic rain” model. Both models are the same for velocities with $|v_{\text{LSR}}| > 150 \text{ km s}^{-1}$. This is because the turbulent motion within the Galactic halo gas determines the motion of the in-falling condensations until strong friction starts to dominate close to the disk-halo interface region. If we neglect the turbulent motion of the Galactic halo gas, as initial velocity of each condensation, the velocity dispersion is much weaker (dotted line). In particular, no very-high velocity HI emission is predicted.

We can conclude, as an intermediate result, that most of the Galactic HI emission at high velocities $|v_{\text{LSR}}| > 250 \text{ km s}^{-1}$ is caused by the turbulent neutral Galactic halo gas. Now, we evaluate the column density distribution of the in-falling condensations as described in Sect. 2. The histogram marked by the dashed line in Fig. 4 represents the derived brightness temperature distribution. At velocities $|v_{\text{LSR}}| > 180 \text{ km s}^{-1}$ the modeled HVC distribution is closely related to the model HI distribution derived for a gaseous halo. Accordingly, considering *mean* properties only, we cannot distinguish between the HI emission of the in-falling condensations and the HI emission of the turbulent Galactic halo gas.

Dropping the assumption that the condensations have an initial velocity according to the turbulent gas motion within the Galactic halo, we are able to separate the signal of the in-falling condensations from that of the turbulent Galactic halo gas. The corresponding brightness temperature distribution of the “non-turbulent” condensations is plotted as a histogram marked by the dotted line. Condensations originating from a non-turbulent medium barely

reach velocities exceeding $|v_{\text{LSR}}| > 200 \text{ km s}^{-1}$. In this case the derived velocity distribution resembles that of a Galactic fountain (Bregman 1980, Wakker 1990). Our conclusion is, that the turbulent Galactic halo gas contributes significantly to the very-high-velocity and high-velocity H I emission across the entire Galactic sky.

4. Summary and conclusions

In this paper we investigate the hypothesis that HVCs may originate from instabilities within the Galactic halo. Using the hydrostatic model by K&K, we predict the vertical distribution of H I condensations originating from such instabilities. HVCs originate predominantly above z -distances of ~ 4 kpc. Considering gravitational acceleration and deceleration by drag forces (Benjamin & Danly 1997) we calculate trajectories for such clouds and model their large scale velocity distribution.

The velocity of an individual condensation depends on the initial mass. The higher the z -distance and mass of the condensation, the higher the terminal velocity. Strong deceleration starts when a condensation approaches the Galactic disk-halo interface. Most of the HVCs with column densities exceeding $N_{\text{HI}} > 10^{19} \text{ cm}^{-2}$ move supersonic with respect to the gaseous halo. For these clouds indications for interactions with the interstellar medium are found: head-tail structures and excess soft X-ray emission. Further we find that the fraction of supersonic HVCs increases proportional with column density.

Down to the very limits of the Leiden/Dwingeloo H I data the hydrostatic equilibrium model of K&K fits the data well, across 6 orders of magnitude. Averaged across the entire Galactic sky, the H I lines of the in-falling condensations are distributed similar to that of the H I 21-cm line emission of the turbulent Galactic halo gas. In particular, assuming that HVCs originate from a turbulent Galactic halo gas, represents the observed very-high-velocity gas up to $|v_{\text{LSR}}| < 350 \text{ km s}^{-1}$ better than Galactic fountain models.

We conclude, that the turbulent Galactic halo gas produces faint high-velocity H I 21-cm line emission detectable across the entire Galactic sky. Within this pervasive gas phase condensations can be observed as HVCs. On average, the velocity distribution of HVCs does not deviate significantly from the distribution of the pervasive H I halo gas phase. HVCs share the turbulent motions within the halo and are significantly affected by drag forces.

The physical conditions within the turbulent Galactic halo gas are comparable to those of the highly-ionized HVC discovered by Sembach et al. (1995, 1998 and these proceedings). According to the K&K model, the volume density at a z -distance of 15 kpc is in the order of $n_{\text{H}} = 10^{-6} \text{ cm}^{-3}$. The pressure of the halo gas at such a z -distance is $P/k \sim 2 \text{ cm}^{-3} \text{ K}$, assuming a plasma temperature of Galactic halo gas of $T_{\text{plasma}} = 1.5 \cdot 10^6 \text{ K}$ (Pietz et al. 1998). We conclude, that the CIV clouds discussed by Sembach et al. (these proceedings) may be located within the outer Galactic halo. Due to the intergalactic radiation field, only little H I gas is expected to be associated with HVCs at such distances.

References

- Avillez M.A., 1997, Ph.D thesis, University of Évora
- Bregman J.N., 1980, *ApJ* 236, 577
- Benjamin R.A., Danly L., 1997, *ApJ* 481, 764
- Blitz L., Spergel D.N., Teuben P.J., Hartmann Dap, Burton W.B., 1998, *ApJ*, in press (astro-ph/9803251)
- Brüns C., 1998, Diploma thesis, University of Bonn
- Fich, M., Blitz, L., Stark, A.A. 1990, *ApJ* 342, 272
- Hartmann Dap, Burton W.B. 1997, “Atlas of Galactic Neutral Hydrogen”, Cambridge University Press
- Kalberla P.M.W., Kerp J., 1998, *A&A* 339, 745
- Kalberla P.M.W., Westphalen G., Mebold U., Hartmann Dap., Burton W.B., 1998, *A&A* 332, L61
- Kerp J., Burton W. B., Egger M.J. et al., 1999, *A&A*, in press (astro-ph/9810307)
- Kuijken K., Gilmore G., 1989, *MNRAS* 239, 605
- Murphy E.M., Lockman F.J., Savage B.D., 1995, *ApJ* 447, 642
- Odenwald S.F., 1988 *ApJ* 325, 320
- Pietz J., Kerp J., Kalberla P.M.W., Mebold U., Burton W.B, Hartmann Dap, 1996, *A&A* 308, L37
- Pietz J., Kerp J., Kalberla P.M.W., et al., 1998, *A&A* 332, 55
- Reynolds R.J. 1997, in Proc. of 156. WE-Heraeus-Seminar on “The Physics of Galactic Halos”, eds. H. Lesch, R.-J. Dettmar, U. Mebold, & R. Schlickeiser, Akademie Verlag, Berlin, 57
- Savage B.D., Sembach K.R., Lu L., 1997, *AJ* 113, 2158
- Sembach K.R., Savage B.D., Lu L., Murphy E.M., 1995, *ApJ* 451, 616
- Sembach K.R., Savage B.D., Lu L., Murphy E.M., 1998, *ApJ* submitted (astro-ph/9809231)
- van Woerden H., Wakker B., Schwarz U.J., Peletier R.F., Kalberla P.M.W., 1998, in Proceedings of the IAU Colloquium No. 166 “The Local Bubble and Beyond”, eds. D. Breitschwerdt, M.J. Freyberg, J. Trümper, Lecture Notes in Physics 506, 467
- Wakker B.P., 1990, PH.D thesis, University of Groningen