

PULSAR SPIN EVOLUTION, KINEMATICS, AND THE BIRTHRATE OF NEUTRON STAR BINARIES

Z. ARZOUMANIAN, J. M. CORDES, I. WASSERMAN

Department of Astronomy, Cornell University, Ithaca, NY 14853-6801
 arzouman@spacenet.tn.cornell.edu, cordes@spacenet.tn.cornell.edu, ira@spacenet.tn.cornell.edu

Submitted to The Astrophysical Journal, Nov. 18, 1998

ABSTRACT

From considerations of spin evolution and kinematics in the Galactic potential, we argue that the pulsars B1913+16, B1534+12, and B2127+11C may be younger than previously assumed, and we find that a lower bound on the formation and merger rate of close double neutron star binaries is $10^{-6.7} f_b^{-1} f_d^{-1} \text{ yr}^{-1}$, where f_b is the beaming fraction and f_d accounts for the possibility that the known NS-NS binaries are atypical of the underlying population (e.g., if most such binaries are born with shorter orbital periods). If we assume no prior knowledge of the detectable lifetimes of such systems, the rate could be as large as $\simeq 10^{-5.0} f_b^{-1} f_d^{-1} \text{ yr}^{-1}$. From both plausible bounds on f_b and f_d , and a revision of the independently derived limit proposed by Bailes (1996), we argue that a firm upper bound is 10^{-4} yr^{-1} . We also present a unifying empirical overview of the spin-up of massive binary pulsars based on their distribution in spin period P and spin-down rate \dot{P} , finding evidence for two distinct spin-up processes, one dominated by disk accretion, the other by wind accretion. We argue that the positions of binary pulsars in the P - \dot{P} diagram can be understood if (1) there exists a Galactic population of pulsars in double neutron star systems with combinations of spin and orbital periods that have prevented their detection in surveys to date; (2) recycled pulsars in wide-orbit binaries are not born near the canonical spin-up line in the P - \dot{P} diagram because they were predominantly spun up through wind accretion; and (3) there exists a disfavored evolutionary endpoint for radio pulsars with spin periods 5–30 ms and $\dot{P} > 10^{-19} \text{ s-s}^{-1}$.

Subject headings: binaries: close — gravitation — pulsars: individual (B1534+12, B1913+16)

1. INTRODUCTION

In anticipation of the new observational window afforded by interferometric gravitational-wave observatories now under construction, there has been considerable interest in the rates of formation and merger of binary systems containing at least one neutron star. For double neutron-star (NS-NS) systems, estimates of these rates depend on the assumed “detectable lifetimes” of the radio pulsars in known close NS-NS binaries.

The detectable lifetime of a known NS-NS binary is, presumably, the sum of the post-accretion age of the observed radio pulsar and the remaining timespan during which it will continue to be observable. For the latter, some past authors have used the time to coalescence of the system, while others have argued that luminosity evolution limits the detectable lifetime. For age estimates, past work has relied exclusively on the “characteristic” spin-down timescale $\tau_c = P/2\dot{P}$, but τ_c is an accurate chronological age only if the present-day spin period P is much greater than the pulsar’s period P_0 at “birth” (i.e., at the end of the accretion phase for recycled pulsars), and for dipolar radiation braking with a constant magnetic field. Since P_0 may not be small compared to P , the spindown timescale is generally an overestimate of the time since spinup; consequently, birth and merger rates for NS-NS systems based on τ_c may be underestimates.

We argue that a neutron star’s rotational history since the cessation of spin-up may be used to better estimate its true age. For each known system, we check such age estimates against kinematic constraints derived from motion in the galactic gravitational potential (Sections 2 and 3). In Section 4, we use our results to estimate the detectable lifetimes, and hence birthrates, of the known NS-NS binaries, revisiting the assumptions underlying earlier work. In addition, we show that there are kinematic solutions for both B1534+12 and B1913+16 for which

they are young (ages ~ 10 Myr); we describe how these ages, if characteristic of binary neutron stars, might alter estimates of their birth and merger rates. Finally, we show in Section 5 that the phenomena of spiral-in and merger of NS-NS systems are reflected in the P - \dot{P} diagram, and argue that details of the spin-up process for other binary pulsars similarly leave behind important imprints.

2. THE AGES OF NS-NS BINARIES

2.1. The Spin-up Lines

Through accretion of mass and angular momentum from an evolving companion star, a neutron star can be spun up to an equilibrium period approximated by the Kepler orbital period at the Alfvén radius (Ghosh & Lamb 1992), $P_{\text{eq}} = 0.95 \text{ sec } \zeta^{3/2} \mu_{30}^{6/7} \dot{m}^{-3/7} \kappa_{0.4}^{3/7} R_6^{-3/7} M_{1.4}^{-5/7}$, where μ_{30} is the neutron star’s magnetic moment expressed in units of 10^{30} G cm^3 , $\kappa_{0.4}$ is the opacity of the accreting material in units of $0.4 \text{ cm}^2 \text{ g}^{-1}$ (the Thomson opacity for ionized hydrogen), R_6 is the stellar radius in units of 10^6 cm , $M_{1.4}$ is the neutron star’s mass in units of $1.4 M_\odot$, and \dot{m} is the mass accretion rate in units of the Eddington rate (accretion onto a sphere is assumed). The quantity $\zeta \equiv \xi/\omega_s^{2/3}$ is of order unity, where $\xi \sim 0.5$ encapsulates uncertainty in the Alfvén radius and $\omega_s \leq 1$ is the fastness parameter. In the magnetic dipole model, $P\dot{P} = 8\pi^2 \eta \mu^2 / (3Ic^3)$, where I is the stellar moment of inertia and $\eta \lesssim 1$ is a geometrical factor, which then implies the “spin-up line” relationship between P and \dot{P} for the endpoint of spin-up by accretion,

$$\dot{P} = \alpha P^{4/3}, \quad (1)$$

$$\alpha = 1.10 \times 10^{-15} \text{ s}^{-4/3} \eta \zeta^{-7/2} \dot{m} \kappa_{0.4}^{-1} R_6 M_{1.4}^{5/3} I_{45}^{-1}, \quad (2)$$

where P is in seconds, and $I = I_{45} 10^{45} \text{ g cm}^2$.

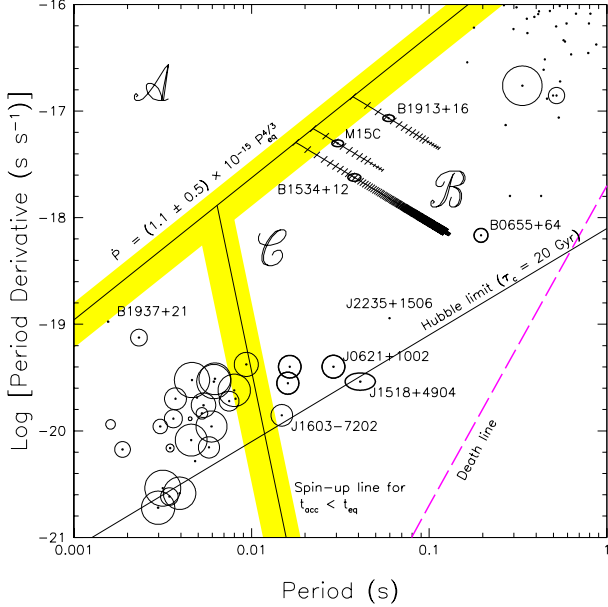


FIG. 1.—A portion of the P - \dot{P} diagram for pulsars in the Galactic disk and B2127+11C in the M15 cluster. Pulsars are shown as dots, with encircled dots denoting binary systems; the two empty circles represent the eclipsing binaries. The sizes of the circles scale as $\log P_{\text{orb}}$; heavy circles denote companion masses greater than $0.45 M_{\odot}$, i.e., likely CO rather than He white-dwarf companions, and ellipses represent double neutron-star binaries. Spin-down rates have been corrected for apparent acceleration due to proper motion and differential galactic acceleration (e.g., Camilo, Thorsett & Kulkarni 1994) where such corrections are known. For PSRs B1534+12, B1913+16, and B2127+11C (M15C) evolutionary tracks for rotational spin-down assuming dipolar magnetic braking are shown—tick marks delimit time intervals of 20 Myr; smaller ticks indicate the portion of each track for which $P_{\text{orb}} < 4$ hours. The tracks end at the expected coalescence time for each system, having begun on the equilibrium spin-up line (eq. 1), shown as a solid line within a gray region; the latter indicates the extent to which the position of this line may vary if assumed quantities (such as mass accretion rate) take on somewhat different values. The spin-up line for $t_{\text{acc}} < t_{\text{eq}}$, equation (3), assumes $t_{\text{acc}} = 10^6$ yr. The Hubble limit is the locus of points for which $P/(2\dot{P}) = 20$ Gyr, and the death line is the pair-creation limit signifying turn-off of radio emission.

While the scaling $\dot{P} \propto P^{4/3}$ in equation (1) is well-founded for neutron stars with predominantly dipolar magnetic fields, there are numerous sources of uncertainty in the coefficient α : the parameters ξ , ω_s , and η are not well known, and sub-Eddington accretion, $\dot{m} \leq 1$, is likely (e.g., if inflow onto the neutron star is restricted to the polar caps). Also, the preferred spin-up scenario for NS-NS systems, accretion from the helium core of a companion stripped of its hydrogen envelope, suggests an opacity $\kappa_{0.4} = 0.5$. We adopt a “fiducial” spin-up relation with coefficient $\alpha = 1.1 \times 10^{-15} \text{ s}^{-4/3}$ and perform calculations for a range of values.

If the evolutionary timescale of the donor star is short, the accretion phase may not last long enough to spin the neutron star up to equilibrium. The time to reach equilibrium is $t_{\text{eq}} \simeq I/(\dot{M}r_A^2)$; if mass accretion lasts a time $t_{\text{acc}} = 10^6 t_{\text{acc},6} \text{ yr} \leq t_{\text{eq}}$, the spin period at the end of the accretion phase is $P = P_{\text{eq}} t_{\text{eq}} / t_{\text{acc}} \geq P_{\text{eq}}$, which implies the relationship

$$\dot{P} P_{10}^8 = 3.60 \times 10^{-20} \eta \xi^{-7/2} \omega_s^{-7} \dot{m}^{-6} t_{\text{acc},6}^{-7} I_{45}^6 \kappa_{0.4}^6 R_6^{-6} M_{1.4}^{-3}, \quad (3)$$

where we have used $P = 10 P_{10}$ ms. Equation (3) is extremely sensitive to all of the parameters, and represents a family of

$\dot{P} \propto P^{-8}$ spin-up lines in the P - \dot{P} diagram; the line for $\dot{m} = 1$ and $t_{\text{eq}} = 10^6$ yr is plotted in Fig. 1. The intersection of this alternate spin-up line with the equilibrium $P^{4/3}$ line defines a minimum post-accretion period (corresponding to $t_{\text{acc}} = t_{\text{eq}}$) that depends on the total mass accreted, but is insensitive to other parameters (see also Kulkarni & Phinney 1994). If we include the effects of accretion-induced field decay following Shibasaki et al. (1989), we find no qualitative change in the form of the non-equilibrium spin-up line.

2.2. Spin-down Ages

The time to spin down from birth period P_0 to present-day period P , with constant braking index n , is

$$\tau = \tau_c [1 - (P_0/P)^{n-1}], \quad (4)$$

where the characteristic age $\tau_c \equiv P/[(n-1)\dot{P}]$ approaches the true age only in the limit $P_0 \ll P$. In the P - \dot{P} diagram, intersection of the spin-down trajectory $\dot{P} = \dot{P}_0(P/P_0)^{2-n}$ with an assumed spin-up line provides a recycled pulsar’s initial period which, through equation (4) yields the epoch since the end of spin-up. We apply this technique to estimate the ages of the known NS-NS systems; should accretion in a given system have halted before the equilibrium spin period was reached, or if the accretion rate was sub-Eddington, such an estimate becomes a strong upper bound on the true age. For the fiducial spin-up line and $n = 3$, spin-down trajectories for the known NS-NS systems are shown in Fig. 1, the P - \dot{P} plane for recycled pulsars.

The validity of post-accretion spin-down ages may be questioned if there is no single spin-up line as given by equation (1). Evidence that accretion consistent with equation (1) is responsible for B1913+16-like systems (see Section 5) is provided by examination of the P - \dot{P} diagram: all three of the known systems lie near the spin-up line. The pulsars in these binaries must have originated above and to the left of their present positions in this diagram, and in any case age estimates become increasingly insensitive to large values of the coefficient α (cf. Fig. 2). More importantly, α cannot be made arbitrarily big, as there are no known recycled pulsars above the spin-up line, excepting two pulsars in globular clusters (Section 5.1). We therefore adopt the value $\alpha = 1.6 \times 10^{-15} \text{ s}^{-4/3}$ as a reasonable maximum to constrain ages at the upper end.

We compute spin-down ages for several values of the braking index, but for $n \neq 3$ the slope of the spin-up line differs from $P^{4/3}$ in a way that is difficult to quantify without a model for the braking torque produced by the magnetic field. We have applied the model of Melatos (1997), which successfully explains the measured braking indices $n < 3$ of three young pulsars as a result of their magnetospheric structure, to objects near the spin-up line, and find that they should have $n = 3 - \epsilon$, where ϵ is initially very small and decreases further as objects spin down. This result supports age estimates derived for spin-up lines $\propto P^{4/3}$ and spin-down with $n = 3$. If magnetic fields of recycled pulsars evolve on timescales comparable to P/\dot{P} , however, $n \neq 3$ is possible (for specific models, see e.g. Ruderman, Zhu & Chen 1998); in such models, the spin-down time is altered, but not necessarily the equilibrium spin-up relation.

2.3. Kinematic Ages

A radio pulsar’s distance z from the galactic plane together with its velocity derived from proper motion measurements

can be used to estimate its age through integration of the pulsar’s trajectory in the galactic gravitational potential. Sources of uncertainty in addition to measurement errors in distance and proper motion are the unknown line-of-sight velocities and non-zero z -heights at “birth” (the end of the spin-up phase for recycled pulsars). We calculate gravitational restoring forces towards the disk at the present-day galactocentric radii of B1534+12 and B1913+16 using the potential of Paczyński (1990).

3. RESULTS FOR THE KNOWN NS-NS BINARIES

3.0.1. PSR B1913+16

Useful kinematic age constraints can be derived for B1913+16 because it is at low galactic latitude and its distance and proper motion are well determined. Kinematic and spin-down age estimates are compared in Fig. 2. Trajectories in the top panel are constrained to cross the system’s current z -height moving upward at the correct present-day velocity v_z ; they imply that the system is either leaving the galactic plane for the first time ($\tau \lesssim 5$ Myr), or has completed at least one-half cycle of its oscillation in z . In the latter case, i.e., for ages greater than a few tens of Myr, the system is likely to have sampled the galactic potential over a large range of galactocentric radii r_g , so that the assumption of a constant r_g breaks down—this will stretch or compress the plotted trajectories in a way that depends on the actual path taken by the system through the Galaxy, which is unknown. The unknown line-of-sight velocity v_r also modifies these trajectories, but at the system’s low galactic latitude, $b = 2^\circ$, only a very large v_r would be significant: to change v_z by 10%, approximately the difference between tracks (a) and (b) in Fig. 2, requires $v_r \simeq 400 \text{ km-s}^{-1}$.

The characteristic age of B1913+16, assuming a \dot{P} corrected for galactic acceleration (Damour & Taylor 1991), is $\tau_c = 109$ Myr, while the combined kinematic and spin-evolution constraints yield two possible solutions for the age: a young solution, $\tau \leq 5$ Myr, which is largely insensitive to uncertainties in the assumed distance, present-day v_z , and braking index, and an old solution, 60–80 Myr, where the upper bound assumes $n = 3$ and $\alpha \lesssim 1.6 \times 10^{-15} \text{ s}^{-4/3}$. It is noteworthy that the old solutions provide an upper bound on the braking index, $n \leq 3.5$, unless α is very large.

3.0.2. PSR B1534+12

The characteristic age of PSR B1534+12 is 252 Myr, assuming the acceleration correction for \dot{P} given by Stairs et al. (1998). The pulsar’s distance from the spin-up line (Fig. 3) implies $\tau \lesssim 210$ Myr, for $n = 3$ and $\alpha \lesssim 1.6 \times 10^{-15} \text{ s}^{-4/3}$. The two estimates differ little because the condition $P_0 \ll P$ is nearly met if the pulsar was born on the spin-up line.

Based only on proper motion and distance, PSR B1534+12 appears to be moving *toward* the Galactic plane with transverse velocity 50 km-s^{-1} from its current position at $z \simeq 800$ pc. Because the system is at Galactic latitude $b = 48^\circ$, a modest radial velocity could reverse the sign of this apparent motion. Without more information about the present-day v_z the system’s kinematic history is largely unconstrained. We have nevertheless derived the relevant motion in the Galactic potential under various assumptions. In general, the minimum v_z required at birth for the system to just reach its present z -height from a starting point $z_0 = 0 \pm 200$ pc is $v_z \sim 50 \text{ km-s}^{-1}$. If we constrain the age to be roughly 200 Myr, allowed solutions span a range of initial velocities and maximum z -heights depending on the number of

oscillation periods that have elapsed since the system’s birth, but likely solutions require a birth v_z between 100 and 200 km-s^{-1} and z_{max} of 2.0–4.5 kpc. Notably, the solution in which the pulsar has completed just less than half of its oscillation cycle and is returning to the plane for the first time requires a birth velocity $v_z \sim 275 \text{ km-s}^{-1}$ and $z_{\text{max}} = 13$ kpc, which seem unlikely. If the age is in fact as large as we believe, the system has probably crossed the plane more than once. On the other hand, the kinematic age can be made arbitrarily small if the radial velocity is assumed to be large and the system is leaving the plane for the first time: an age ~ 10 Myr requires a v_z at birth of 90 km-s^{-1} and a present-day $v_r \simeq 140 \text{ km-s}^{-1}$.

3.0.3. PSR B2127+11C

The characteristic age of B2127+11C is $\tau_c = 97$ Myr; the apparent \dot{P} of this pulsar is likely contaminated by the system’s unknown acceleration in the gravitational potential of M15 (but Phinney 1992 estimates the contamination to be at most 2%). Although the evolutionary history of B2127+11C is murky, the pulsar’s spin-down track in P and \dot{P} probably originated somewhere near the conventional spin-up line. We estimate the time since spin-up for this pulsar to be ~ 60 Myr (Fig. 3).

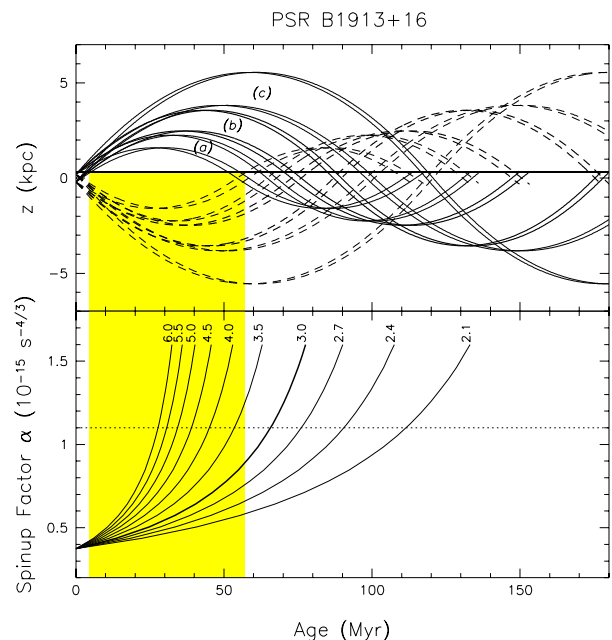


FIG. 2.—Kinematic and spin evolution constraints on the age of the PSR B1913+16 system. The top panel shows trajectories perpendicular to the galactic disk allowed by current measurement uncertainties in distance, $d = 8.3 \pm 1.4$ kpc, and proper motion (Damour & Taylor 1991). The heavy horizontal line represents the system’s present-day height $z = 307 \pm 52$ pc above the disk. For each assumed distance, (a) 6.9 kpc, (b) 8.3 kpc (emphasized), and (c) 9.7 kpc, four trajectories are plotted, one each for a birth z -height of ± 200 pc and a present-day v_z at either end of the 1σ range, $v_z = \pm(133 \pm 14)(d/8.3 \text{ kpc}) \text{ km-s}^{-1}$. Dashed curves are mirror-images through $z = 0$ of the solid curves and show trajectories for negative-going birth z velocities; for ages between 50 and 120 Myr, these are the relevant trajectories, as $v_z > 0$ today. In the lower panel, the dependence of spin-down age on the position of the effective spin-up “line” is shown for a variety of braking indices (curves labeled with n at top); the dotted line indicates the fiducial value of α used in our age estimates. The shaded region is kinematically disallowed.

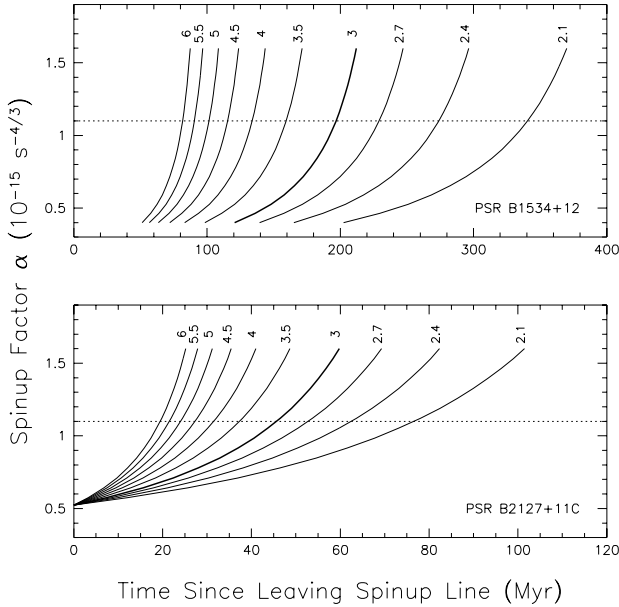


FIG. 3.—Spin-down age constraints for PSRs B1534+12 and B2127+11C. See caption of Fig. 2 for details.

4. THE FORMATION AND MERGER RATE OF NS-NS BINARIES

4.1. Maximum Likelihood Birthrate Estimates

For a given pulsar in a NS-NS binary, the birthrate of similar objects may be estimated, following Phinney (1991), using $\Delta\dot{N} = V_{\text{gal}}/V_d\tau$, where V_{gal} is the total galactic volume in which NS-NS binaries are found, V_d is the luminosity- and density-weighted volume that pulsar surveys have sampled for objects with identical orbital period, and τ is an appropriate source lifetime. The total birthrate follows by summing over objects, $\dot{N} = \sum_j \Delta\dot{N}_j$.

A more rigorous treatment, based on a likelihood function, uses all information in pulsar surveys, including non-detections in much of the survey volume as well as detected pulsars. Although the scarcity of known binary pulsars would frustrate any attempt to constrain meaningfully the many important parameters that characterize the Galactic population of NS-NS binaries, we can nevertheless use the formalism to understand the proper interpretation of the parameters that enter into any birthrate estimate. We find that a maximum likelihood estimate for the binary neutron star birthrate \dot{N} is

$$\dot{N} = \frac{N_d}{\langle f\tau \rangle_{\text{exp}}}, \quad (5)$$

where the number of detected binary pulsars is N_d and $\langle f\tau \rangle_{\text{exp}}$ is the joint expectation value of the fraction of all existing binary pulsars detected times source lifetime, summed over surveys. The denominator involves an integral of the number density of binary pulsar systems (normalized to one) times their average lifetime convolved with observational selection functions that limit the spatial volume and range of lifetimes amenable to detection. At a more fundamental level, the necessary integral involves physical distributions of the positions, center of mass speeds, orbital elements and luminosities of binary pulsars at birth, and also requires physical models for the evolution of these distributions along with detailed understanding of the phenomenological limitations of searches for such systems.

Ideally, the physical distributions involved in computing $\langle f\tau \rangle_{\text{exp}}$ should be determined from the available data, but, since very few NS-NS binaries are known, we, like others before us, are forced to appeal to prior knowledge or theoretical expectations about the binary populations instead. Moreover, we approximate the expectation value for each survey by $\langle f\tau \rangle_{\text{exp}} \approx \langle f \rangle_{\text{exp}} \langle \tau \rangle_{\text{exp}}$, where $\langle f \rangle_{\text{exp}}$ is the fraction of all NS-NS binaries we expect to be observable, and $\langle \tau \rangle_{\text{exp}}$ is the detectable lifetime of such systems (see, e.g., Van den Heuvel & Lorimer). We can also approximate

$$\langle f \rangle_{\text{exp}} \approx \frac{f_d V_d}{V_{\text{gal}}}, \quad (6)$$

where $f_d \leq 1$ is a measure of how representative the detected binary pulsars are of the overall Galactic population. If the NS-NS binaries found so far are typical of the overall population then $f_d \approx 1$; if not, then f_d could be small (e.g., a substantial fraction of binary pulsars could have orbital periods short enough that detection is unlikely; Johnston & Kulkarni 1991, Bloom, Sigurdsson & Pols 1998). For $f_d = 1$, we find a birthrate estimate from a single detected binary pulsar similar to Phinney’s (1991) $\Delta\dot{N}$, except that it is now clear that (i) there is an underlying assumption that the detected system is typical of the population and (ii) the appropriate lifetime to use is the expected time over which the pulsar should be detectable. Finally, in the absence of detailed knowledge of the spatial distribution of NS-NS binaries, we shall approximate (following the language of Cordes & Chernoff 1997) the “detection volume” V_d by the “sampled volume” V_s , which is the sensitivity-limited region searched by pulsar surveys. This approximation is conservative in that V_s overestimates V_d (see below).

Apart from f_d , a major uncertainty in any birthrate estimate is the value of $\langle \tau \rangle_{\text{exp}}$. Below, we estimate this parameter by computing the expected detectable lifetimes for B1913+16 and B1534+12 separately. How to translate these values into an estimate of $\langle \tau \rangle_{\text{exp}}$ is somewhat subjective, as it depends on one’s prior notions of which, if either, of them is “more typical.” This subjectivity pervades previous estimates of \dot{N} as well as our own: *all* are proportional to nonrigorous estimates of $\langle \tau \rangle_{\text{exp}}^{-1}$. As should be evident from equation (5), evaluating \dot{N} as the sum of birthrate estimates for individual binary pulsar detections represents a particular choice for $\langle \tau \rangle_{\text{exp}}^{-1}$.

In a manner similar to Phinney (1991), the birth and merger rates of NS-NS systems have been estimated by Narayan, Piran & Shemi (1991) and Curran & Lorimer (1995) under, effectively, different assumptions for V_{gal} and V_s . In each case, the lifetimes of individual systems were taken to be the sum of the pulsar’s characteristic age and the binary’s coalescence time. Curran & Lorimer’s (1995; hereafter CL95) estimate has twice been revised. Van den Heuvel & Lorimer (1996; hereafter VL96) argued that the effective “detectable lifetime” (rather than the full lifetime culminating in merger) should be used in birthrate calculations; they estimated radio luminosity decay timescales for each pulsar and proposed a merger rate nearly three times that of CL95. Stairs et al. (1998; hereafter SAC+98) determined that the distance to PSR B1534+12 is larger than previously believed, implying that V_s had been underestimated by CL95. Their correction reduced Van den Heuvel & Lorimer’s (1996) estimate by a factor of 2.5, bringing it effectively back to CL95’s value. These revisions are summarized in Table 1.

TABLE 1

RECENT (POST-1995) BIRTHRATE ESTIMATES FOR NS-NS BINARIES. FOR EACH ENTRY, THE FIRST ITEM IN THE PAIR REFERS TO B1534+12, THE SECOND TO B1913+16.

	Scale factor, ξ	Age, τ (Myr)	Remaining detectable epoch, τ_r (Myr)	Detectable lifetime, $T = \tau + \tau_r$ (Myr)	Individual rate, $\Delta\dot{N} = \xi/T$ (yr $^{-1}$)
CL95	160, 20	250, 109	2700, 300	2950, 409	5.42×10^{-8} , 4.89×10^{-8}
VL96	160, 20	250, 109	510, 220	760, 329	2.10×10^{-7} , 6.08×10^{-8}
SAC+98	37.8, 20	250, 109	510, 220	760, 329	4.97×10^{-8} , 6.08×10^{-8}
our revision	37.8, 20	200, 65	510, 180	710, 245	5.32×10^{-8} , 8.16×10^{-8}
present work ^a	$V_{\text{gal}}/V_s = 107.1$	200, 65	510, 180	$T = 500$	$V_{\text{gal}}/V_s T = 2.14 \times 10^{-7}$

^aThis entry summarizes our estimate $\dot{N}_{\text{NS}}^{(1)}$, equation (9), which is based on different assumptions for computing galactic scale factors than the first four entries (see text).

We first report here our own revision consistent with the methods and assumptions of CL95. We then evaluate the assumptions entering into previous V_{gal} and V_s calculations and report a birthrate reflecting recently completed radio pulsar surveys.

4.2. Effects of Revised Lifetimes on Birthrate Estimates

As argued by Van den Heuvel & Lorimer (1996), and as emphasized above, we need the detectable lifetime T of the sources to estimate their birthrate. VL96 considered radio luminosity decay and showed that both B1534+12 and B1913+16 will likely become undetectable before they merge with their companions. However, detection is biased against finding recycled pulsars in short-period binaries; in present surveys, neither pulsar might have been found if their binary periods were $\lesssim 0.5$ times their present values. The gravitational radiation lifetimes of B1534+12 and B1913+16 are 2.7×10^9 yrs and 3.0×10^8 yrs, respectively. For B1534+12, the orbital period will halve in about 2.2×10^9 yrs and for B1913+16, in about 1.8×10^8 yrs. The latter result implies that the detectable lifetime of B1913+16 is limited by orbital selection rather than by luminosity decay. As shown in Table 1, then, our revision to CL95’s estimate consists of adopting (1) the Stairs et al. (1998) distance to B1534+12, (2) our preferred age estimates for B1913+16, 65 Myr, and B1534+12, 200 Myr, and (3) retaining Van den Heuvel & Lorimer’s (1996) luminosity decay for B1534+12, but assuming B1913+16 will remain detectable for 180 Myr as a result of observational selection due to the rapidly decaying orbit¹. We thus derive a birthrate, uncorrected for beaming or a luminosity function to account for dim objects, of 1.35×10^{-7} yr $^{-1}$ by summing the individual rates of the two objects, a 23% increase over the latest revision. We note that CL95 suggest a factor of 10 increase to account for low-luminosity objects, and a further factor of three increase for beaming.

4.3. Effects of Revised Galactic Volumes on Birthrate Estimates

Values of V_{gal} used previously range from ~ 100 – 900 kpc 3 ; the lowest V_{gal} (CL95) attributes a Population I radial distribution and a scale height $h_z = 1$ kpc to NS-NS binaries. The kinematic “ages” of binary pulsars are directly related to their scale heights. Previously, a range $h_z = 0.5$ – 1 kpc has been used to estimate binary pulsar birthrates, but this does not typify the

z distribution of old NS which, for isolated pulsars, includes a large fraction that oscillate to $z_{\text{max}} \sim 10$ kpc. We argue that the space velocities of NS-NS binaries are sufficiently large (up to ~ 200 km-s $^{-1}$) that both the radial and z distributions should be extended, to roughly a 10 kpc characteristic radius and $h_z \approx 5$ kpc. This yields $V_{\text{gal}} \approx 3000$ kpc 3 .

Estimates of V_s are highly sensitive to modeling of selection effects in surveys that have or could have found the NS-NS binaries. The volume sampled (per unit solid angle) in a survey is (e.g., Cordes & Chernoff 1997)

$$\frac{dV_s}{d\Omega_s} = \int dL_p f_{L_p}(L_p) \int_0^{D_{\text{max}}} dDD^2, \quad (7)$$

where $D_{\text{max}} = (L_p/S_{\text{min}})^{1/2}$ is the maximum distance sampled, S_{min} is the minimum detectable flux density, and f_{L_p} is the luminosity function (with unit area) of the “pseudo luminosity” $L_p = D^2 S_{400}$, where S_{400} is the 400 MHz flux density tabulated in Taylor, Manchester & Lyne (1993). Equation (7) provides a good estimate of the detection volume V_d when the scale height h_z of the NS-NS population is high enough, that is, when even the brightest pulsars in the population cannot be detected beyond a vertical distance h_z above the location of the solar system in the Galactic disk; for smaller h_z , equation (7) overestimates V_d . Previous work indicates $f_{L_p} \propto L_p^{-2}$ over several orders of magnitude of L_p , for both isolated pulsars (Lyne et al. 1998) and millisecond pulsars (Cordes & Chernoff 1997). The lower cutoff is taken to be $L_{p1} \sim 1$ mJy kpc 2 . For the upper cutoff, we use the value for B1913+16, $L_{p2} \sim 200$ mJy kpc 2 , as its pulse shape suggests that the radio beam points directly at us, yielding a large, perhaps maximal luminosity for its P and \dot{P} . This luminosity function does not account for pulsars beamed away from us completely, so our rates still must be adjusted upward for beaming.

The minimum detectable flux density, S_{min} , is generally a strong function of P , DM, P_{orb} , and direction, as well as of instrumental parameters. For long spin- and orbital-period pulsars, S_{min} asymptotes to a constant for low DM. Using the asymptotic $S_{\text{min}} \approx 0.8$ mJy representative of recent surveys at Arecibo, we obtain

$$\frac{dV_s}{d\Omega_s} < \frac{2}{3} S_{\text{min}}^{-3/2} L_{p1} L_{p2}^{1/2} \approx 10^{-2.4} \text{ kpc}^3 \text{ deg}^{-2} S_{\text{min},0.8}^{-3/2} L_{p1,1} L_{p2,200}^{1/2}, \quad (8)$$

¹While relativistic precession of the pulsar spin axis may render B1913+16 undetectable on much shorter timescales (Kramer 1998, and references therein), for a population of objects only the static beaming properties represented here by the beaming fraction f_b determine the typical detectable lifetime.

where $S_{\min} = 0.8 S_{\min,0.8}$ mJy, $L_{p_1} = 1 L_{p_1,1}$ mJy kpc², and $L_{p_2} = 200 L_{p_2,200}$ mJy kpc². Arecibo surveys have covered $\Omega_s \approx 5000$ deg² (Camilo 1998) in recent years; surveys at Parkes and Jodrell have covered more solid angle but with $S_{\min} \simeq 5$ mJy. Together, these imply $V_s \lesssim 28$ kpc³. We stress that this value may be a significant overestimate, for two reasons. First, the asymptotic flux S_{\min} is not appropriate for rapidly rotating, highly dispersed pulsars, especially at low galactic latitudes. Second, the true low-end cutoff of the radio luminosity distribution could occur at luminosities much lower than 1 mJy kpc²—Lyne et al. (1998) show that the luminosity function for non-recycled pulsars begins to turn over for $L_p \lesssim 10$ mJy kpc², but that there is no evidence for a turnover at 1 mJy kpc² for spun-up objects.

Using our estimates of V_{gal} and V_s , and expressing $\langle \tau \rangle_{\text{exp}}$ in units of the mean of the detectable lifetimes of B1913+16 and B1534+12, we obtain a rate

$$\dot{N}_{\text{NS}}^{(1)} = 10^{-6.7} \text{ yr}^{-1} \left(\frac{V_{\text{gal}}}{3000 \text{ kpc}^3} \right) \left(\frac{500 \text{ Myr}}{\langle \tau \rangle_{\text{exp}}} \right) \left(\frac{28 \text{ kpc}^3}{V_s} \right) f_b^{-1}, \quad (9)$$

where f_b is the beaming fraction, under the assumption that these binaries are typical of the Galactic population of NS-NS systems. This result is nearly a factor of 7 smaller than our revision of the CL95 estimate corrected for their suggested factor of 10 contribution from low-luminosity objects, $10^{-5.9} f_b^{-1} \text{ yr}^{-1}$. We attribute this difference to the increased galactic volume recently surveyed for rapidly rotating pulsars as represented here by V_s , and our inclusion of the radio luminosity function in estimating V_s instead of the somewhat arbitrary multiplying factor of 10 of CL95.

Aside from the beaming factor f_b , equation (9) is a *lower bound* to the actual birthrate for three reasons. First, the birthrate function for binary neutron stars could be skewed toward short orbital periods (Bloom, Sigurdsson & Pols 1998) where detection becomes unlikely (Johnston & Kulkarni 1991). If this is true, then f_d is small, and the birthrate is larger than $\dot{N}_{\text{NS}}^{(1)}$ by a factor of f_d^{-1} (see eqs. [5] and [6]). Second, V_s overestimates V_d : for high-sensitivity surveys such as those carried out at Arecibo, sky coverage at high latitudes samples a large volume at z -heights beyond the likely scale height of NS-NS binaries. Third, the parameters entering into our estimate of V_s , equation (8), are sufficiently uncertain that the sampled volume itself is likely overestimated. We have probably overestimated $\langle \tau \rangle_{\text{exp}}$ as well. Taken together, these considerations suggest that $\dot{N}_{\text{NS}}^{(1)}$ may underestimate the true rate by an order of magnitude or more.

Previous estimates of the binary pulsar birthrate, including our $\dot{N}_{\text{NS}}^{(1)}$, presume that their lifetimes are limited by either spiral-in or spin-down. Ideally, one should dispose with this prior assumption and determine $\langle \tau \rangle_{\text{exp}}$ from the data, if possible. We note that kinematical considerations imply that B1913+16 may be ~ 10 Myr old, and a similarly young age cannot be ruled out for B1534+12. If a significant fraction of recycled pulsars discovered in future surveys prove to be young (age ~ 10 Myr), but in binary systems with long gravitational radiation and spindown lifetimes (~ 100 – 1000 Myr), then we would be forced to reduce our estimate of the detectable lifetime τ . (This would also imply that something other than gravitational radiation or spindown regulates the timescale over which binary pulsars are observable.) Such a short lifetime

would require a large birthrate, $\dot{N}_{\text{NS}}^{(2)} \sim 10^{-5.0} f_b^{-1} \text{ yr}^{-1}$, for such systems, which could dominate the rate of neutron star mergers if they are common. As long as there is not a statistically significant population of anomalously young binary pulsars, this large birthrate is not required. Given that only a few pulsars are known to exist in tight binaries, however, we cannot rule out the existence of short-lived binary pulsars that are born frequently.

Both of our birthrate estimates $\dot{N}_{\text{NS}}^{(1)}$ and $\dot{N}_{\text{NS}}^{(2)}$ can easily take on values larger than 10^{-5} yr^{-1} when provision is made for beaming and the large uncertainties in V_{gal} , V_s , and V_d . This possibility prompts us to re-examine the upper bound of $10^{-4.9} \text{ yr}^{-1}$ proposed by Bailes (1996) based on the absence of any known “normal” (i.e., non-recycled, long-period, high magnetic-field) pulsars in a close NS-NS binary. We begin by defining the following quantities:

- \dot{N} , the birthrate of NS-NS binaries that will merge in a Hubble time,
- T_{nb} , the detectable lifetime of the non-recycled neutron star in such a binary,
- f_{vb} , the fraction surveyed to date of the galactic volume occupied by such binaries ($\equiv V_d/V_{\text{gal}}$),
- f_{orb} , the fraction of such binaries that are detectable despite orbital smearing of the *non-recycled* pulsar’s pulsations,
- \dot{N}_n , the birthrate of (normal) isolated pulsars,
- T_n , the detectable lifetime of a normal pulsar,
- f_{vn} , the fraction surveyed to date of the galactic volume occupied by normal pulsars,
- N_n , the number of non-recycled pulsars known to date.

As no normal pulsars have been found in NS-NS systems expected to merge in a Hubble time,² we have

$$\dot{N} \times T_{nb} \times f_{vb} \times f_{\text{orb}} \times f_b < 1. \quad (10)$$

Similarly, for the normal, isolated pulsar population,

$$\dot{N}_n \times T_n \times f_{vn} \times f_b = N_n. \quad (11)$$

Taking the ratio, and assuming $T_{nb} = T_n$, we get

$$\dot{N} < \frac{1}{N_n} \left(\frac{f_{vn}}{f_{\text{orb}} f_{vb}} \right) \dot{N}_n. \quad (12)$$

The quantity in parentheses, which was not considered by Bailes (1996) explicitly, can be less than or greater than one, but is probably close to unity. We believe the scale height of binaries is somewhat smaller than that of the isolated normal pulsars, so $f_{vb} \gtrsim f_{vn}$ is likely (i.e., a larger fraction of the galactic volume of binaries has been searched). Because of orbital acceleration, f_{orb} is less than one, but represents a less severe selection effect for slow pulsars than for recycled objects.

Bailes (1996) assumed $N_n = 650$, and adopted the largest allowed birthrate, $B_n = 1/125 \text{ yr}^{-1}$, from the analysis by Lorimer et al. (1993) of the population of normal, isolated pulsars. A similar recent effort by Lyne et al. (1998) based on a larger sample of objects finds a maximum birthrate of one every 60 yrs.

²The NS-NS system B2303+46, which is known through the non-recycled neutron star, has $P_{\text{orb}} = 12.3$ days and will not coalesce in less than a Hubble time.

Furthermore, the number of cataloged normal pulsars with measured spin-down rates, i.e., for which non-membership in a NS-NS binary has been firmly established, is 501. Assuming unity for the factor in parentheses in equation (12), an upper bound on the birthrate of close NS-NS binaries is then $\dot{N} < 10^{-4.5} \text{ yr}^{-1}$, independent of beaming. This rate should be corrected upward by a statistical ‘‘Poisson’’ factor and by the factor f_{orb} ; we therefore believe that a robust upper limit is

$$\dot{N} < 10^{-4} \text{ yr}^{-1}. \quad (13)$$

We point out, however, that the rate $\dot{N}_{\text{NS}}^{(2)}$ need not be subject to this bound, as the assumption $T_{nb} = T_n$ might not hold if the detectable lifetimes of NS-NS binaries were somehow not governed by the spin-down or gravitational radiation timescales.

Finally, we refer, for completeness, to the recent work of Rosswog et al. (1998) who find that a NS-NS merger rate of $10^{-5.5} - 10^{-4.5} \text{ yr}^{-1}$ could account for the apparent deficit of r -process nuclei.

5. ACCRETION MECHANISMS AND THE DISTRIBUTION OF RECYCLED PULSARS IN P AND \dot{P}

Surveys over the last 16 years have been sensitive to objects with $P \gtrsim 1$ ms to varying degrees. Certain portions of the P - \dot{P} diagram have become populated as a result, while others have remained empty. We argue that three of these unpopulated regions, labelled \mathcal{A} , \mathcal{B} , and \mathcal{C} in Fig. 1, provide insights into the evolution of binary systems containing neutron stars. In particular, there is a dearth of pulsars in region \mathcal{B} where we would expect to find inspiralling NS-NS binaries. We assess the significance of this and other deficits below.

5.1. Region \mathcal{A}

There are no known selection effects to prevent detection of pulsars in region \mathcal{A} : objects with spin-down rates higher than the low-field millisecond pulsars would likely be brighter and so more easily detectable. Still, no recycled pulsars in the galactic disk are known above the spin-up line. We interpret this as a qualitative validation of the Ghosh-Lamb spin-up line. We discount pulsars in globular clusters, here and in the discussions to follow, because of their uncertain spin-down rates and complicated evolutionary histories.

5.2. Region \mathcal{B}

Region \mathcal{B} is below and to the right of the known NS-NS systems, for $50 \text{ ms} \lesssim P \lesssim 200 \text{ ms}$ (Fig. 1). A deficit of known pulsars here can occur for three reasons, all of which likely play some role:

1. NS-NS binaries born near the spin-up line will coalesce before reaching region \mathcal{B} . In Fig. 1, the spin-down tracks plotted for the three NS-NS systems end at lower right at the expected coalescence time for each system. Only B1534+12 penetrates into region \mathcal{B} before merging.
2. For systems like B1534+12, inspiral results in short orbital periods, and high orbital velocities, within region \mathcal{B} , and such pulsars have been selected against.
3. As the pulsars in these systems age, their radio luminosities probably decay, making them more difficult to detect (Van den Heuvel & Lorimer 1996).

Evidently, any systems in \mathcal{B} are selected against in pulsar surveys, or few live long enough to reach or spend sufficient time in the region. Apparently, no new systems like B1913+16 are being formed far from the spin-up line. The other known pulsars in the vicinity of region \mathcal{B} are consistent with this hypothesis. The $0.8 M_{\odot}$ white-dwarf companion to PSR B0655+64, the ‘‘failed NS-NS’’ system, has cooling age ~ 4 Gyr (Hansen & Phinney 1998), which suggests the pulsar emerged from the accretion phase near the spin-up line with $P_0 \sim 20$ ms. Also, J2235+1506 and two objects with $P > 200$ ms are solitary and so could not have escaped detection through merger or orbital acceleration. The suggestion of Camilo, Nice & Taylor (1993) that J2235+1506 is the result of a disrupted binary is consistent with this view.

The deficit of pulsars in region \mathcal{B} supports our use of the spin-up line as a zero-age starting point, and is consistent with the existence of a population of NS-NS systems with periods shorter than 8 hours which has remained undetected because of sensitivity limits and observational selection against binary pulsars with short orbital periods and massive companions.

5.3. Region \mathcal{C}

Pulsars should already be known in region \mathcal{C} , periods 5–30 ms and $\dot{P} > 10^{-19} \text{ s-s}^{-1}$, where they would have spin-down luminosities 1.5–2 orders of magnitude higher than, say, J0621+1002. We assert that the evolutionary path for producing radio pulsars in region \mathcal{C} is disallowed or rarely followed.

A clue to the absence of pulsars in \mathcal{C} may lie in the apparent bimodality in the spin parameters of the massive binaries (Fig. 1). The ‘‘B1913’’ family (B1913+16, B1534+12, B2127+11C, and B0655+64) consists of pulsars in short-period orbits with NS (or white-dwarf) companions; the pulsars had $P_0 \gtrsim 20$ ms at the end of the spin-up phase. The ‘‘J0621’’ family (J0621+1002, J1518+4904, J2145–0750, and J1022+1001) consists of pulsars in ~ 8 -day orbits with massive white-dwarf (or NS) companions. The division between the two families is strikingly clean—the systems with discrepant companion types (B0655+64 and J1518+4904) nonetheless have orbital periods consistent with their respective family members.³

The shorter average spin period of the J0621 family implies that spin-up in the wide-orbit systems must have been at least as effective as in the close NS-NS binaries, but produced final magnetic fields smaller by more than an order of magnitude. These facts suggest that different accretion and spin-up processes were responsible: we believe that the B1913 family was spun up through disk accretion and the J0621 family predominantly during a wind-driven accretion phase (e.g., Van den Heuvel 1994 presents a spin-up scenario for J2145–0750 involving wind accretion). It is generally believed that disk accretion drives monotonic spin-up (until the spin period $\simeq P_{\text{eq}}$) once the donor star overflows its Roche lobe, whereas wind accretion produces a non-monotonic random walk in the angular momentum imparted to the NS. To achieve the same final spin period, then, much more mass must be transferred, at lower accretion rates, in wind accretion, resulting in smaller magnetic fields for the wide-orbit binaries; this is consistent with viable models of field attenuation during accretion (Konar & Bhat-tacharya 1998). (Wijers 1998 refutes the hypothesis that field loss scales with accreted mass, but without considering non-monotonic spinup.) Although recent observations show that

³We predict that should the NS companion to B2303+46, a 1 s pulsar in a 12 day eccentric orbit, ever be detected as a pulsar, it will lie among the J0621 family, alongside the similar NS-NS system J1518+4904.

disk accretion is also not entirely monotonic (Bildsten et al. 1997; Nelson et al. 1997), and certain numerical simulations of wind accretion question the existence of angular momentum “flip-flops” (e.g., Font & Ibanez 1998), frequent or deep torque reversals during spin-up in wide binaries can account for the two distinct families of massive binary pulsars without the need for abandoning field decay that scales with accreted mass.

Given the proximity of region \mathcal{C} to the spin-up line and the implied high magnetic fields relative to J0621+1002, our arguments suggest that the missing NS undergo accretion in close systems. We speculate, then, that the initial conditions (orbital separation and companion type) needed to produce pulsars in region \mathcal{C} lead instead to accretion ending with collapse of the NS to a black hole or merger with its companion in a common-envelope phase. In detail, the outcome would depend on the maximum mass of neutron stars and the efficiency of the accretion (see, e.g., Brown 1995 and Fryer, Benz, & Herant 1996).

Detecting pulsars in region \mathcal{C} should also be made difficult by the same pulse-smearing effects that would prevent detection of pulsars like B1913+16 in binary orbits with periods smaller than about four hours (Johnston & Kulkarni 1991; Section 4 above). The minimum detectable spin period for a given orbital period is $P_{\min} \propto P_{\text{orb}}^{-4/3}$, so it is unlikely that pulsars spinning faster than $P \sim 20$ ms could be detected in binaries with $P_{\text{orb}} \approx 8$ hrs. Conversely, pulsars with $P \sim 20$ ms could only be found in binaries with orbital periods longer than about 8 hours. This means that recycled pulsars in binaries like those that contain B1534+12, B1913+16, and B2127+11C could remain undiscovered throughout region \mathcal{C} . Moreover, the absence of pulsars in somewhat longer period binaries (e.g. $P_{\text{orb}} \sim 0.5$ –1 day) in region \mathcal{C} suggests that there is a fairly sharp upper cutoff to the distribution of periods of close binary pulsar systems, the extended B1913 family. This supports the idea that the much longer period binaries in the J0621 family have a completely different physical origin.

5.4. Discussion

The explanation commonly put forth for millisecond pulsars with τ_c exceeding a Hubble time is that these objects were born with spin periods close to their present values: spin-up endpoints are assumed to adhere to equation (1), but with very low accretion rates, $\dot{m} \sim 10^{-2}$ (e.g., Hansen & Phinney 1998). We suggest two additional ways in which spin-up endpoints far from the canonical spin-up line may be produced: (1) for short-period binaries ($P_{\text{orb}} \lesssim 2$ d), pulsars emerge on one of the P^{-8} spin-up lines if accretion ceases before the equilibrium period is reached; and (2) for long-period binaries, wind accretion results in low-field radio pulsars with as yet undetermined initial periods. The ages of such systems are therefore uncertain. It would seem that near-Eddington disk accretion given sufficient time to reach equilibrium rotation and ending in a pulsar is rare, as is indicated by the paucity of radio pulsars near the spin-up

line for $P < 30$ ms. In addition, if prolonged mass transfer with minimal spin-up during the wind accretion phase is an important part of the evolution of wide-orbit millisecond pulsars, as we suggest, the masses of these objects may be considerably higher than previously believed. Future high-precision mass measurements for such systems may therefore provide important constraints on the maximum allowed neutron star mass.

6. CONCLUSION

By estimating the detectable lifetimes of PSRs B1534+12 and B1913+16, we have revised previous estimates of the galactic birthrate of close double neutron star binaries. In steady state, this would also be the coalescence rate for these relatively short-lived binaries. We find, adopting the galactic “scale factors” of Curran & Lorimer (1995), that the birthrate of such systems, uncorrected for a radio pulsar luminosity function and beaming, is $10^{-6.9} \text{ yr}^{-1}$. Our own estimate of the birthrate, independent of Curran & Lorimer’s (1995) methodology, is based on a maximum likelihood analysis that clarifies the assumptions entering into all birthrate estimates, including our own. We find, given available knowledge of the ages, systemic velocities, and orbital properties of the two known close NS-NS systems in the galactic disk, along with an estimate of the galactic volume surveyed to date, that the birthrate (and hence merger rate, for a steady-state distribution) is $\gtrsim 10^{-6.7} f_b^{-1} f_d^{-1} \text{ yr}^{-1}$, where f_b is the beaming factor, and $f_d \leq 1$ represents the degree to which the two known objects are typical of the entire population of NS-NS binaries. Important parameters entering into this estimate, e.g., the lower cutoff of the luminosity function for recycled pulsars, are sufficiently uncertain, however, that the true rate is probably higher by an order of magnitude or more; we therefore consider our result to be a realistic lower bound on the true rate. Furthermore, we find that kinematic and spin-down age constraints for PSRs B1534+12 and B1913+16 allow both systems to be unexpectedly young—if we dispose of prior prejudices about the detectable lifetimes of these systems, their birthrates could be substantially higher, of order $10^{-5} f_b^{-1} f_d^{-1} \text{ yr}^{-1}$. We have revised the upper bound on the NS-NS binary birthrate proposed by Bailes (1996) based on the absence of any known non-recycled pulsar in a NS-NS binary, finding that the potentially large birthrates allowed by our analysis are consistent with a revised upper bound at 10^{-4} yr^{-1} . We therefore bracket the merger rate of NS-NS binaries to the range $10^{-6.7} f_b^{-1} f_d^{-1} \text{ yr}^{-1} \lesssim \dot{N} \lesssim 10^{-4} \text{ yr}^{-1}$.

Our considerations of V_{gal} for NS-NS binaries suggest that searches for such binaries out of the Galactic plane will be more productive than those in the plane; independent of how many are found, high-latitude searches will allow determination of the thickness of the population in z .

This work was supported by the NSF and NASA grants AST95-28394 and NAG5-3097.

REFERENCES

- Bailes, M. 1996, in *Compact Stars in Binaries*, eds. J. van Paradijs, E. P. J. van den Heuvel & E. Kuulkers (Kluwer: Dordrecht), 213
Bildsten, L., et al. 1997, *ApJSS*, 113, 367
Bloom, J. S., Sigurdsson, S., & Pols, O. 1998, *MNRAS*, submitted (astro-ph/9805222)
Brown, G. E. 1995, *ApJ*, 440, 270
Camilo, F. 1998, in *Pulsar Timing, General Relativity, and the Internal Structure of Neutron Stars*, eds. Z. Arzoumanian, F. van der Hooft & E. P. J. van den Heuvel (North Holland: Amsterdam), 115
Camilo, F., Nice, D. J., & Taylor J. H. 1993, *ApJ*, 412, L37
Camilo, F., Thorsett, S. E., & Kulkarni S. R. 1994, *ApJ*, 421, L15
Cordes, J. M., & Chernoff, D. F. 1997, *ApJ*, 482, 971
Curran, S. J., & Lorimer, D. R. 1995, *MNRAS*, 276, 347, CL95
Damour, T., & Taylor J. H. 1991, *ApJ*, 366, 501
Font, J. A. & Ibanez, J. M. 1998, *MNRAS*, 298, 835
Fryer, C. L., Benz, W., & Herant, M. 1996, *ApJ*, 460, 801
Ghosh, P. & Lamb, F. K. 1992, in *X-ray Binaries and Recycled Pulsars*, eds. E. P. J. van den Heuvel & S. A. Rappaport (Kluwer: Dordrecht), 487
Hansen, B. M. S. & Phinney, E. S. 1998, *MNRAS*, 294, 569
Johnston, H. M., & Kulkarni S. R. 1991, *ApJ*, 368, 504

- Konar, S. & Bhattacharya, D. 1998, MNRAS, submitted (astro-ph/9808119)
Kramer, M. 1998, ApJ, in press (astro-ph/9808127)
Kulkarni, S. R., & Phinney E. S. 1994, ARA&A, 32, 591
Lorimer, D. R., et al., 1993, MNRAS, 263, 403
Lyne, A. G., et al., 1998, MNRAS, 295, 743
Melatos, A. 1997, MNRAS, 288, 1049
Narayan, R., Piran, T., & Shemi, A. 1991, ApJ, 379, L17
Nelson, R. W. et al. 1997, ApJ, 488, L117
Paczynski, B. 1990, ApJ, 348, 485
Phinney E. S. 1991, ApJ, 380, L17
Phinney E. S. 1992, Phil. Trans. Roy. Soc. A, 341, 39
Rosswog, S., et al., 1998, preprint, astro-ph/9804332
Ruderman, M., Zhu, T., & Chen, K. 1998, ApJ, 492, 267
Shibasaki, N. et al. 1989, Nature, 342, 656
Stairs, I. H. et al. 1998, ApJ, 505, 352, SAC+98
Taylor, J. H., Manchester, R. N. & Lyne, A. G. 1993, ApJSS, 88, 529
van den Heuvel, E. P. J. 1994, A&A, 291, 291
van den Heuvel, E. P. J., & Lorimer, D. R. 1996, MNRAS, 283, L37, VL96
Wijers, R. A. M. J. 1997, MNRAS, 287, 607