

Carbon stars in populations of different metallicity

M.A.T. Groenewegen

*Max-Planck-Institut für Astrophysik, Karl-Schwarzschild-Straße 1,
D-85740 Garching, Germany*

Abstract. Our current knowledge of carbon stars in the Local Group and beyond, is discussed. Although many carbon stars and late M-stars have been identified in external galaxies a coherent understanding in terms of the chemical evolution- and star formation rate-history of a galaxy is still largely lacking. Issues that need to be addressed are: 1) for some of the larger galaxies only a small fraction in area has been surveyed so far, 2) surveys have been conducted using different techniques, and may be incomplete in bolometric magnitude, 3) only for some galaxies is there information about the late M-star population, 4) not all galaxies in the Local Group have been surveyed, 5) only for a sub-set of stars are bolometric magnitudes available.

From the existing observations one can derive the following: the formation of carbon stars is both a function of metallicity and star-formation. In galaxies with a similar star-formation rate history, there will be relatively more carbon stars formed in the system with the lower metallicity. On the other hand, the scarcity of AGB type carbon stars in some systems with the lowest metallicity indicates that these galaxies have had a low, if any, star-formation rate history over the last few Gyrs.

1. Introduction

Carbon stars are tracers of the intermediate age population in galaxies. Either they are currently undergoing third dredge-up (the cool and luminous N-type carbon stars), or have been enriched with carbon-rich material in a binary system when the present-day white dwarf was on the AGB (the carbon dwarfs, CH-stars. The R-stars may be the result of a coalescing binary [McClure 1997]).

Since their spectral signature is very different from oxygen-rich stars, it is relatively easy to identify carbon stars even at large distances. In Sect. 2 the different techniques to identify carbon stars are discussed, and in Sect. 3 the various surveys for carbon stars in external galaxies are summarised. The results are discussed in Sect. 4.

2. Methods

Basically three methods have been used to identify carbon stars in external galaxies: (optical) spectroscopy of red stars, a combination of a grating and a

prism (GRISM), and narrow-band filters. The first method was used in the “early days” when follow-up spectroscopy was done on red stars identified in colour-magnitude diagrams. This led to the discovery of the first known carbon stars in e.g. the Carina dwarf (Cannon et al. 1980), or Fornax (Aaronson & Mould 1980).

Both the GRISM and the narrow-band filter technique allow for a more systematic search for carbon stars over a larger area. The former method is predominantly used by B. Westerlund, M. Azzopardi, and co-workers. It aims at identifying the prominent C₂ band heads at 4737 and 5165 Å. An illustration of this can be found in Westerlund (1979). The latter method was independently used by Richer et al. (1984) and Aaronson et al. (1984, also see Cook & Aaronson 1989). It uses standard *V* and *I* filters in combination with two narrow-band filters near 7800 and 8100 Å, which are centered on an CN-band in carbon stars, and an TiO band in oxygen-rich stars, respectively. In an [*V* – *I*] versus [*V* – *I*] colour-colour plot, carbon stars and late-type oxygen-rich stars clearly separate. For an illustration see Cook & Aaronson (1989), or Kerschbaum et al. (1998).

Table 1. Carbon stars in external galaxies

Name	D (kpc)	M_V (mag)	[Fe/H]	N_C	Area (kpc ²)	N_M
M31	770	-21.2	0.0	243	12	5254 (?)
Galaxy		-20.6	0.0	81	1.00	
M33	850	-19.0	-0.6	15	0.20	60 (3+), 15 (5+)
LMC	50	-18.1	-0.6	1045	4.8	5200(2+),1300(5+),475(6+)
NGC 6822	540	-16.4	-0.8	36	0.18	16 (3+), 1 (5+)
NGC 205	770	-16.4	-0.85	7	0.30	17 (2+)
SMC	63	-16.2	-1.0	789	5.4	1250(2+),180(5+),60(6+)
				1707	12.2	
IC 1613	765	-14.9	-1.2	15	0.52	6 (3+), 0 (5+)
WLM	940	-14.0	-1.5	14	0.28	6 (3+), 0 (5+)
Sagittarius dw	24	-14.0	-0.85	26		
Fornax	131	-13.0	-1.4	104	0.44	25 (2+), 4 (5+)
Leo I	270	-12.0	-2.0	16	0.45	
And I	810	-11.7	-1.45	0		
And II	700	-11.7	-1.3	8		1 (?)
Sculptor dw	78	-10.7	-1.8	8	0.63	40 (2+), 20 (3+)
Leo II	230	-10.2	-2.0	6	0.59	
And III	760	-10.2	-2.0	0		
Sextans	86	-10.0	-2.1	(0)		
Phoenix	420	-9.9	-2.0	2	0.44	
Carina	87	-9.2	-1.5	9	0.23	
Ursa Minor	69	-8.9	-2.5	1	0.58	
Draco	76	-8.6	-2.3	3	0.71	
NGC 55	2150	-20.0	-0.6	14	3.2	7 (5+)
NGC 300	2150	-18.7	-0.4	16	3.2	23 (5+)
NGC 2403	3180	-20.3	0.0	4	1.6	7 (?)

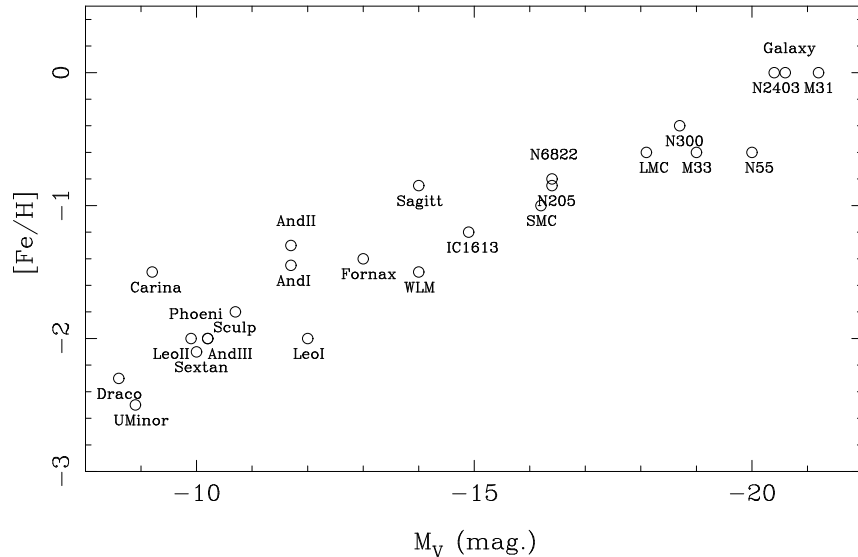


Figure 1. Metallicity versus M_V in the galaxies.

3. Surveys

In this section the surveys for carbon stars in external galaxies are described.

The Magellanic Clouds

I had the opportunity to review the subject of AGB stars in the Magellanic Clouds at the “ISO’s view on stellar evolution” meeting (Groenewegen 1998) and refer to that publication for more details. Brief, the most complete surveys (both in area and magnitude) are those by Blanco & McCarthy (1983) for both clouds, and Rebeiro et al. (1993) for the SMC. Based on these works the total estimated number of carbon stars in the LMC is about 11 000 and about 3 100 in the SMC.

Sagittarius dwarf galaxy

Ibata et al. (1995) identified 4 carbon stars which are members of the Sagittarius dwarf. Infrared photometry for them are listed in Whitelock et al. (1996). This data was transformed from the SAAO to the CTIO system, and bolometric corrections from Frogel et al. (1980) were used to derive m_{bol} . Ng & Schultheis (1997) suggested another carbon star. Since then, Whitelock (1998) reported on recent work confirming membership for a total of 26 carbon stars, including 8 large- and 7 small-amplitude variables. This marks the discovery of the first carbon-Mira in any of the Galactic dwarf spheroidals.

Fornax dwarf galaxy

Fornax has the largest number of C-stars of the galactic dwarf spheroidals and the study of its red population dates back to Demers & Kunkel (1979), and Aaronson & Mould (1980). The total number of known carbon stars is 104 (Azzopardi et al. 1998, and references therein). The surveys should be area complete. Published accurate apparent bolometric magnitudes are taken from Frogel et al. (1982) and Aaronson & Mould (1980) for 15 different stars, based on IR photometry. For three stars in common the average value was taken.

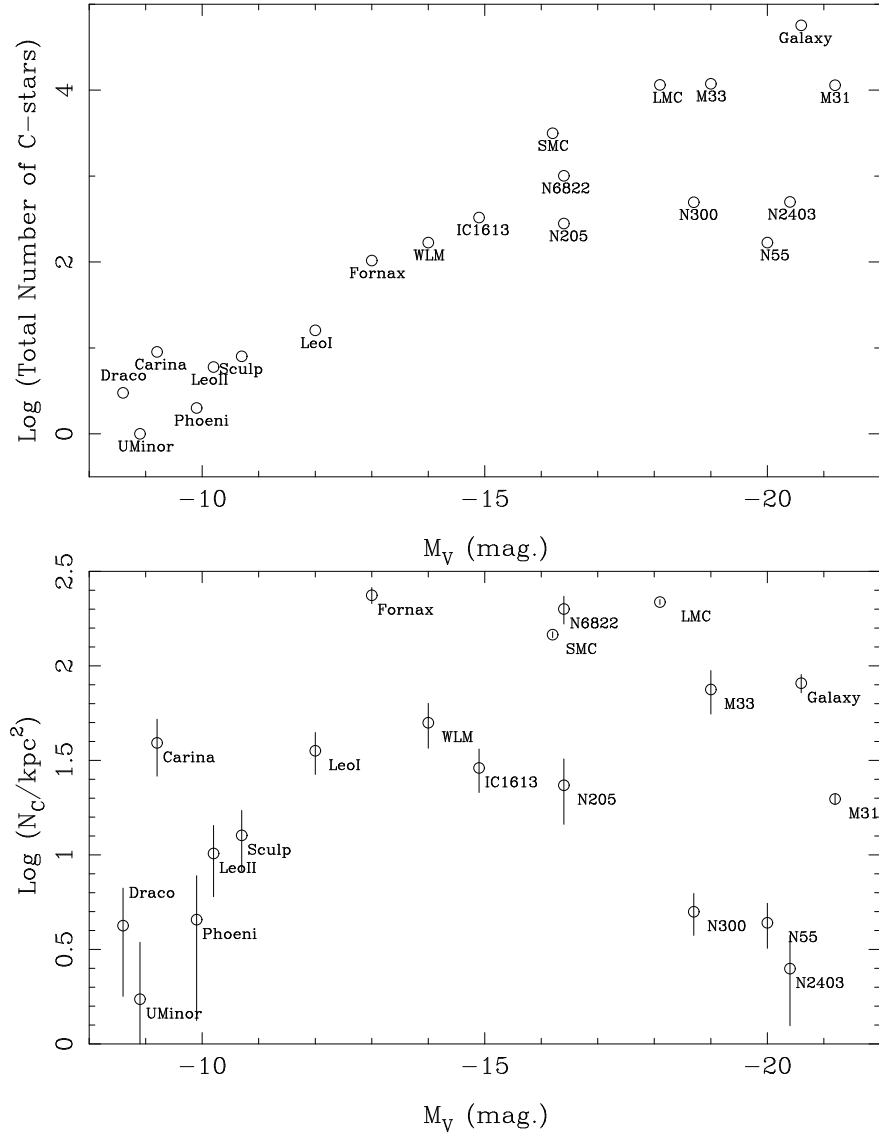


Figure 2. Total number of carbon stars and surface density of carbon stars versus M_V . In the latter diagram no correction for projection effects has been made.

Azzopardi et al. (1998) mention that they have obtained *JHK* photometry for 94% of these stars and find a minimum, mean and maximum absolute bolometric magnitude of -1.2 , -3.7 and -5.6 , respectively. Frogel et al. (1982), in a smaller field, find 25 C, 6 M2+ and 0 M5+ stars. Scaling this to the total number of carbon stars I estimate that there should be in total about 25 M2+ and possibly 4 M5+ stars in Fornax. Lundgren (1990) took spectra of a large number of stars in the direction of Fornax and found 20 K-, 2 M-, 7 MS-, 7 S-, 5 SC- and 7 C-stars.

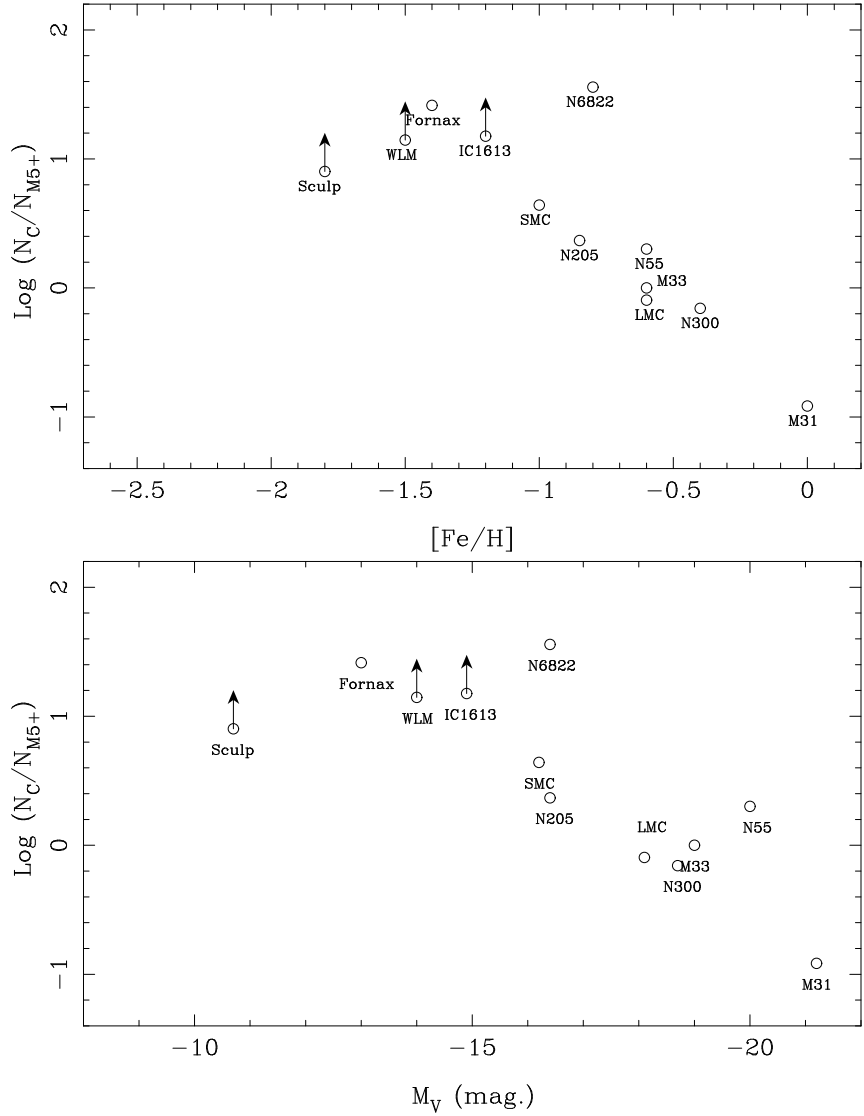


Figure 3. Log of the number ratio of carbon stars to late M-stars versus metallicity and M_V .

Leo I dwarf galaxy

The total number of known carbon stars is 16 (Azzopardi et al. 1986, and references therein). This survey was area complete. It should be noted that Regulus is very close to this galaxy and therefore some carbon stars may have escaped detection. Lee (1993) lists the apparent bolometric magnitudes for 15 objects.

Sculptor dwarf galaxy

The total known number of carbon stars is 8 (Azzopardi et al. 1986, and references therein). This survey was area complete. Apparent bolometric magnitudes

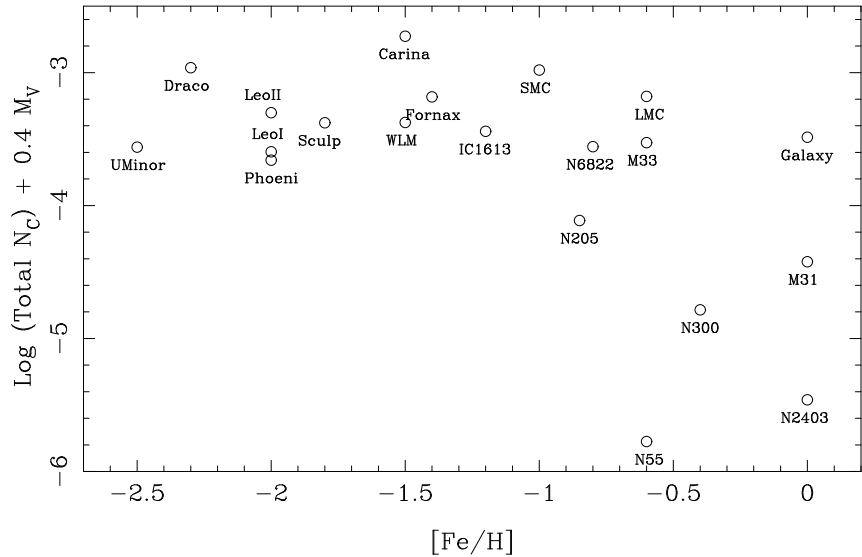


Figure 4. Log of the number of carbon stars over total visual luminosity versus metallicity

for 2 stars are listed in Frogel et al. (1982). In a smaller area Frogel et al. (1982) found 2 C-, 10 M2+ and 5 M3+ stars. Scaling this to the total number of carbon stars results in the number for the M-stars in Table 1.

Leo II dwarf galaxy

The total known number of carbon stars is 6 (Azzopardi et al. 1985, and references therein). This survey was area complete. Apparent bolometric magnitudes are listed in Aaronson & Mould (1985).

Sextans dwarf galaxy

In the discovery paper of this galaxy by Irwin et al. (1990) it is mentioned that there is no indication for an AGB in the colour-magnitude diagram. On the other hand, none of the methods mentioned in Sect. 2 was used to actively look for carbon stars.

Phoenix dwarf galaxy

Van de Rydt et al. (1991) provide a detailed colour-magnitude diagram that shows a few candidate AGB stars and covers the whole of the galaxy. Da Costa (1994) took spectra of 5 of these candidates and confirmed two as being carbon stars. I have calculated m_{bol} using the photometry in van de Rydt et al., their adopted reddening and bolometric corrections (BCs) following Bessell & Wood (1984, hereafter BW84).

Carina dwarf galaxy

The total number of known carbon stars is 9 (Azzopardi et al. 1986, and references therein). This survey was area complete. Apparent bolometric magnitudes are available for 6 stars from Mould et al. (1982) based on IR photometry.

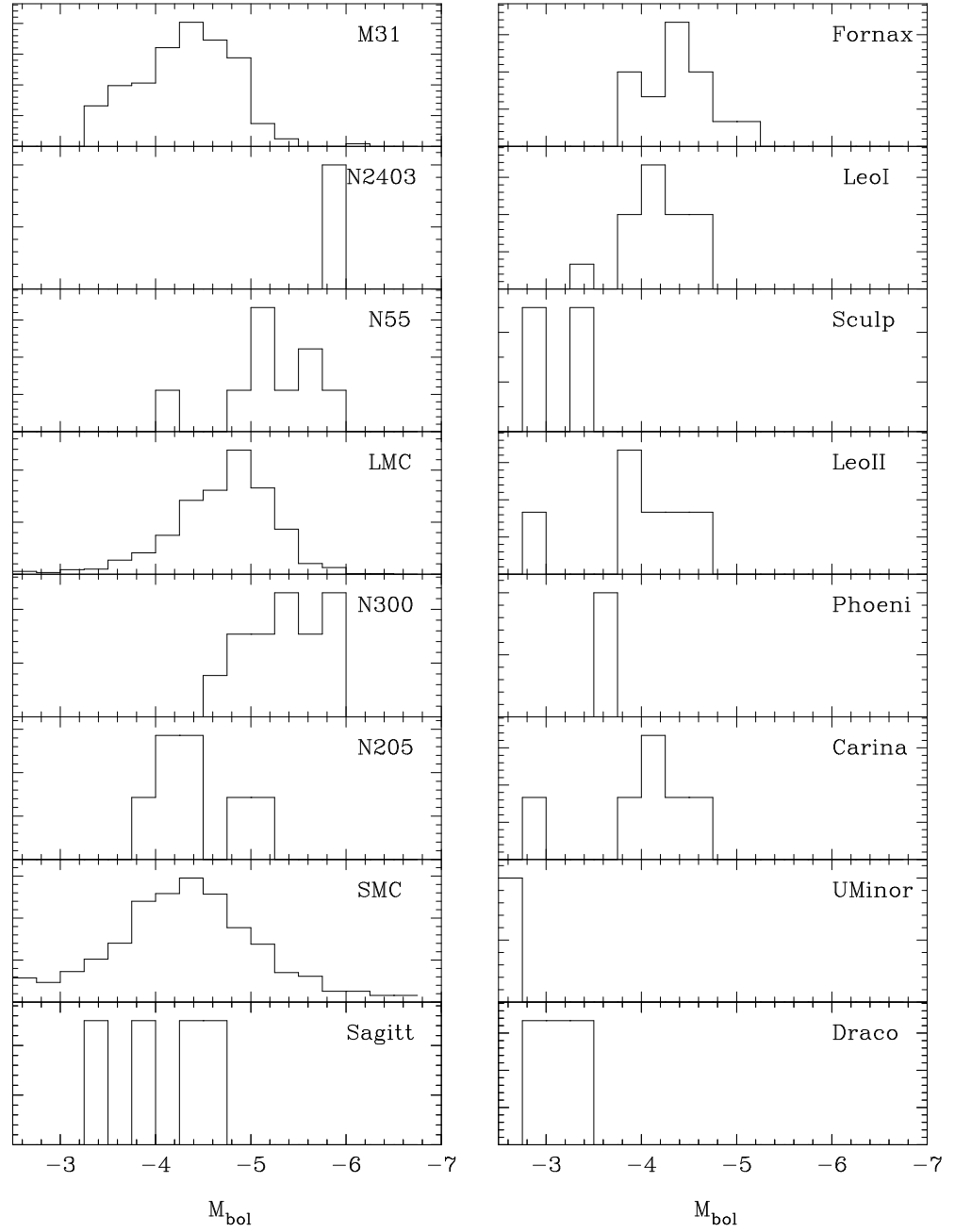


Figure 5. Luminosity functions, ordered by decreasing M_V . The total number of stars plotted per galaxy is listed in column 6 of Table 2. The lowest luminosity bin in the SMC and LMC are cumulative.

Ursa Minor dwarf galaxy

The total number of known carbon stars is 1 (Azzopardi et al. 1986, and references therein). This survey was area complete. The apparent bolometric magnitude is listed in Aaronson & Mould (1985).

Draco dwarf galaxy

The total known number of carbon stars is 3 (Azzopardi et al. 1986, and references therein). This survey was area complete. Apparent bolometric magnitudes for the 3 stars are listed in Aaronson et al. (1982).

M31

This galaxy was surveyed for carbon stars by Richer & Crabtree (1985), Cook et al. (1986), Richer et al. (1990) and most extensively by Brewer et al. (1995). The latter find a total of 243 C- and 5254 late-M stars (using their colour and magnitude criterion). The V, I data on the individual stars is available on CD-ROM, and was used together with their adopted reddening (depending on the field) and BW84 to obtain m_{bol} . The Brewer et al. survey covers about 2.1% of the galaxy (this, and similar numbers below is derived from the ratio between survey area and area of the galaxy, as given in the NED database). In a follow-up paper, Brewer et al. (1996) took spectra of some of the stars previously identified and discovered an S-star, and C-stars enhanced in ^{13}C (J-type) and in Lithium.

M33

The total number of known carbon stars is 15 (Cook et al. 1986), who also reported the detection of 60 late M-stars. The area surveyed covered about 0.13% of the galaxy. They present a LF in the I band, but no data on individual objects, so no bolometric LF could be constructed.

NGC 205

This galaxy is a companion of M31. Richer et al. (1984) find 7 C and 21 late M-stars (4 of which are estimated to be foreground) in a field that covers about 2.5% of the galaxy. Apparent bolometric magnitudes were derived by me from the listed V, I photometry, their adopted reddening, and BCs from BW84.

And I,II,III

And I,II,III are dwarf spheroidal companions to M31. Searches for carbon stars are reported by Aaronson et al. (1985) for And II, and by Cook, Olszewski & Suntzeff (unpublished, quoted in Armandroff 1994) for all three systems. Aaronson et al. (1985b) found 1 certain, 1 possible C-star and an M-giant from spectroscopy of red stars. Cook et al. used the narrow-band filter technique to report on no C-stars in And I and III, and 8 candidate C-stars and 3 candidate S-stars in And II, including the one by Aaronson et al. (1985). The area that was covered in the observations is not quoted by Armandroff.

NGC 6822

Cook et al. (1986) report the discovery of 36 carbon-stars and a similar number of late M-stars, in an area which covers about 3.5% of the galaxy. They present a luminosity function (LF) in the I band, but no data on the individual objects so no bolometric LF could be derived. This galaxy also contains an S-star (Aaronson et al. 1985a)

IC 1613

The total number of known carbon stars is 15 (Cook et al. 1986), who also reported the detection of 6 late M-stars. The area surveyed covered about 4.5%

of the galaxy. They present a LF in the I band, but no data on individual objects, so no bolometric LF could be constructed.

WLM

The total number of known carbon stars is 14 (Cook et al. 1986), who also reported the detection of 6 late M-stars. The area surveyed covered about 8.3% of the galaxy. They present a LF in the I band, but no data on individual objects, so no bolometric LF could be constructed.

NGC 55

This galaxy is in the Sculptor group. Pritchett et al. (1987) surveyed a field covering about 8.3% of the galaxy and found 14 C- and 7 late-M stars. The bolometric magnitude was derived by me from the listed V, I photometry, their adopted reddening and the BCs from BW84, except for five stars with a lower limit on $V - I$.

NGC 300

This galaxy is in the Sculptor group. Richer et al. (1985) surveyed a field covering about 4% of the galaxy and found 16 C- and 23 late-M stars. The bolometric magnitude was derived by me from the listed V, I photometry, their adopted reddening and the BCs from BW84, except for three stars with a lower limit on $V - I$.

NGC 2403

This galaxy is in the M81 group, and the most distant galaxy where carbon stars have been identified so far. Hudon et al. (1989) tentatively identified 4 C- and 7 M-stars, and give the apparent bolometric magnitude based on R, I photometry. Their survey covered about 0.8% of the galaxy.

Table 1 summarizes the number of known carbon stars in external galaxies. The last three entries are galaxies outside the Local Group. Listed are the adopted distance, absolute visual magnitude, metallicity, number of known carbon stars, the area over which they were found, and the number of late-type M-stars, when known (the symbol ‘3+’ meaning stars of spectral type M3 and later, etc.). The entry for the number of carbon stars in our galaxy is the local surface density of TP-AGB stars by Groenewegen et al. (1992).

4. Discussion

Figure 1 shows the well-known correlation between metallicity and absolute visual magnitude. The interpretation being that the more luminous galaxies are also the more massive ones that have had more gas mass available to transform into stars and enrich the interstellar medium.

Figure 2 shows the number of carbon stars in a galaxy versus M_V represented in two ways. First, the total number of C-stars in a galaxy was estimated by multiplying the known number by the ratio of total surface area of a galaxy to the survey area. As for some galaxies the survey area is less than a few percent, this correction factor can be quite large (and uncertain). To circumvent this, the bottom panel shows the surface density of carbon stars in the particular survey. The drawback of this approach is that it does not take into account the spatial variation of the density of carbon stars within a galaxy. In neither approach did I correct for the fact that we do not see these galaxies face-on.

Table 2. Carbon stars: the luminosity function

Name	$M_{\text{bol}}^{\text{max}}$ (mag.)	$M_{\text{bol}}^{\text{min}}$ (mag.)	$M_{\text{bol}}^{\text{mean}}$ (mag.)	spread (mag.)	N_{all}	$N_{M_{\text{bol}} > -3.5}$
M31	-6.14	-3.34	-4.31	0.50	243	16
NGC 2403	-5.91	-5.75	-5.83	0.08	4	0
NGC 55	-5.79	-4.18	-5.21	0.52	9	0
LMC	-6.30	-1.25	-4.70	0.55	923	25
NGC 300	-5.91	-4.66	-5.37	0.41	13	0
NGC 205	-5.01	-3.91	-4.38	0.44	7	0
SMC	-8.17	-1.62	-4.32	0.81	1626	227
Sagittarius	-4.61	-3.29	-4.08	0.60	4	1
Fornax	-5.22	-3.81	-4.35	0.37	15	0
Leo I	-4.68	-3.38	-4.17	0.32	15	1
Sculptor	-3.33	-2.95	-3.14	0.27	2	2
Leo II	-4.51	-2.91	-3.91	0.55	6	1
Phoenix	-3.71	-3.55	-3.63	0.11	2	0
Carina	-4.55	-2.84	-4.00	0.61	6	1
Ursa Minor	-2.74	-2.74	-2.74	0.00	1	1
Draco	-3.45	-2.75	-3.10	0.35	3	3

Some interesting things can be noticed. There is a clear relation between the (estimated) total number of C-stars and M_V , and there seems to be a maximum surface density of about 200 kpc^{-2} averaged over a galaxy. In both plots NGC 55, 300 and 2403 are clear outliers. These are the most distant galaxies surveyed, and one might suppose that the surveys have been incomplete. For NGC 55 the explanation probably lies as well in the fact that we see this galaxy almost disk-on, and so both the total number as well as the surface density have been underestimated. Reddening within the galactic disk of the galaxy can also play a role. For NGC 2403 the small number of carbon stars lies in the fact that the survey has been incomplete. All 4 C-stars have luminosities that are much higher than the average in galaxies for which we know the LF is more detail. The same is true for NGC 300. A last note of caution is that I did not try to make a distinction between carbon stars on the TP-AGB and lower-luminosity carbon stars. For example, the data for our Galaxy represents TP-AGB stars only, while on the other hand the SMC is known to contain a large fraction of low-luminosity carbon stars (see later).

Figure 3 shows the ratio of C- to late M-stars, and it confirms the well known trend (Cook et al. 1986, Pritchett et al. 1987). The interpretation is that a star with a lower metallicity needs fewer thermal pulses to turn from an oxygen-rich star into a carbon star.

Figure 4 shows the ratio of the total estimated number of carbon stars over the visual luminosity of the galaxy (e.g. Aaronson et al. 1983). Most of the galaxies scatter between a value of -3 and -4 , with a few outliers which are the same as noticed in Fig. 2.

Figure 5 shows the C-stars bolometric LF for the galaxies for which it could be constructed (Sect. 2); for the Magellanic Clouds see Groenewegen (1998) for details. Table 2 lists the maximum, minimum and mean magnitude, as well as

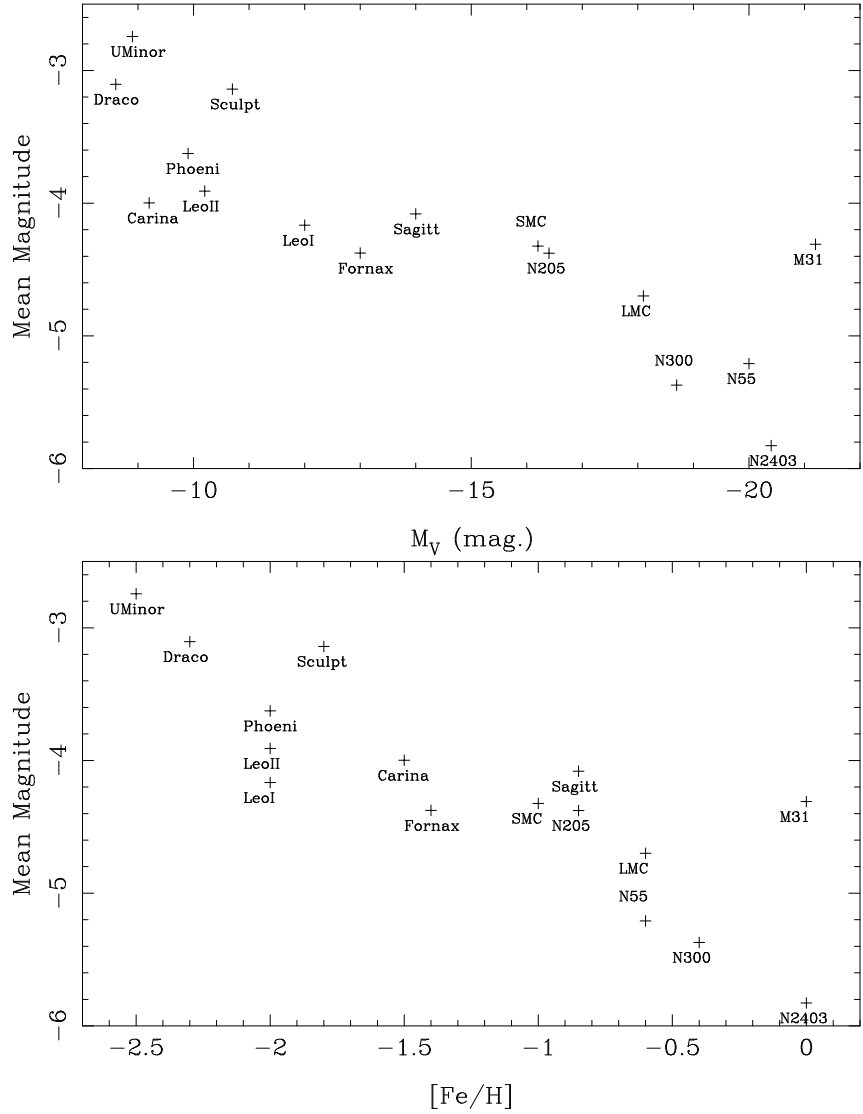


Figure 6. Mean bolometric magnitude of carbon stars versus M_V and metallicity.

the spread, calculated from the rms deviation from the mean. Also listed are the number of stars that went into the calculation and are plotted in Fig. 5, and the number of C-stars that are fainter than $M_{bol} = -3.5$. The latter is an approximate borderline (which is in fact dependent on metallicity) between TP-AGB and low-luminosity C-stars. The data show that in well populated LF, the mean M_{bol} is between -4 and -5 . It also shows that the mean in NGC 300 and NGC 2403 is much higher. Unless one would invoke a large uncertainty in the distance or a burst of recent star formation, the most natural explanation lies in the incompleteness of the surveys in these distant galaxies. Finally, the data shows that in the fainter galaxies the mean magnitude increases and that

a fair number of C-stars are of the low-luminosity type. This is more clearly seen in Fig. 6 where the mean magnitude is plotted. This indicates a low star formation over the last few Gyrs.

In principle, the overall carbon star LF contains information about the star-formation rate history from, say, 10 Gyr ago (the low-luminosity C-stars in binaries) to a few-hundred Myr ago (the high luminosity tail of the LF). Its a challenge to theoretical models to use these constraints together with other data to derive the chemical evolution- and star-formation rate history of these galaxies.

References

- Aaronson M., Mould J., 1980, ApJ 240, 804
Aaronson M., Mould J., 1985, ApJ 290, 191
Aaronson M., Liebert J., Stocke J., 1982, ApJ 254, 507
Aaronson M., Mould J., Cook K.H., 1985a, ApJ 291, L41
Aaronson M., Olszewski E.W., Hodge P.W., 1983, ApJ 267, 271
Aaronson M., Gordon G., Mould J., Olszewski E.W., Suntzeff N., 1985b, ApJ 296, L7
Aaronson M., Da Costa G.A, Hartigan P., Mould J.R., Norris J., Stockman H.S., 1984, ApJ 277, L9
Armandroff T.E., 1994, in: "Dwarf galaxies", eds. G. Meylan and P. Prugniel, ESO, Garching, p. 211
Azzopardi M., Lequeux J., Westerlund B.E., 1985, A&A 144, 388
Azzopardi M., Lequeux J., Westerlund B.E., 1986, A&A 161, 232
Azzopardi M., Breysacher J., Muratorio G., Westerlund B.E., 1998, in: "IAU symposium 192: Stellar populations in the local group", in press
Bessell M.S., Wood P.R., 1984, PASP 96, 247 (BW84)
Blanco V.M., McCarthy M.F., 1983, AJ 88, 1442
Brewer J., Richer H.B., Crabtree D.R., 1995, AJ 109, 2480
Brewer J., Richer H.B., Crabtree D.R., 1996, AJ 112, 491
Cannon R.D., Niss B., Nørgaard-Nielsen H.U., 1980, MNRAS 196, 1P
Cook K.H., Aaronson M., 1989, AJ 97, 923
Cook K.H., Aaronson M., Norris J., 1986, ApJ 305, 634
Da Costa G.S., 1994, in: "Dwarf galaxies", eds. G. Meylan and P. Prugniel, ESO, Garching, p. 221
Demers S., Kunkel W.E., 1979, PASP 91, 761
Frogel J.A., Persson S.E. Cohen J.G., 1980, ApJ 239, 495
Frogel J.A., Blanco V.M., McCarthy M.F., Cohen J.G., 1982, ApJ 252, 133
Groenewegen M.A.T., 1998, in: "ISO's view on stellar evolution", eds. L. Waters, C. Waelkens, K. A. van der Hucht and P.A. Zaal, Kluwer Academic Publishers, p. 379
Groenewegen M.A.T., de Jong T., van der Blik N.S., Slijkhuis S., Willems F.J., 1992, A&A 253, 150

- Hudon J.D., Richer H.B., Pritchett C.J., Crabtree D.R., Christian C.A., Jones J., 1989, AJ 98, 1265
- Ibata R.A., Gilmore G., Irwin M.J., 1995, MNRAS 277, 1354
- Irwin M.J., Bunclark P.S., Bridgeland M.T., McMahon R.G., 1990, MNRAS 244, 16P
- Kerschbaum F., Nowotny W., Schultheis M., Hron J., 1998, in: "IAU symposium 192: Stellar populations in the local group", in press
- Lee M.G., Freedman W., Mateo M., Thompson I., Roth M., Ruiz M.-T., 1993, AJ 106, 1420
- Lundgren K, 1990, A&A 233, 21
- McClure R.D., 1997, PASP 109, 256
- Mould J., Cannon R.D., Aaronson M., Frogel J., 1982, ApJ 254, 500
- Ng Y.K., Schultheis M., 1997, A&AS 123, 115
- Pritchett C.J., Richer H.B., Schade D., Crabtree D.R., Yee H.K.C., 1987, ApJ 323, 79
- Rebeiro E., Azzopardi M., Westerlund B.E., 1993, A&AS 97, 603
- Richer H.B., Crabtree D.R., 1985, ApJ 298, L13
- Richer H.B., Crabtree D.R., Pritchett C.J., 1984, ApJ 287, 138
- Richer H.B., Crabtree D.R., Pritchett C.J., 1990, ApJ 355, 448
- Richer H.B., Pritchett C.J., Crabtree D.R., 1985, ApJ 298, 240
- van de Rydt F., Demers S., Kunkel W.E., 1991, AJ 102, 130
- Westerlund B.E., 1979, ESO Messenger 19, 7
- Whitelock P.A., 1998, in: "IAU symposium 192: Stellar populations in the local group", in press
- Whitelock P.A., Irwin M., Catchpole R.M., 1996, New Astr. 1, 57