

$\Omega_\Lambda, \Omega_m$  !  
**We know you're in there.**  
**We've got you surrounded.**  
**Come out with your hands up.**

Charles H. Lineweaver

*University of New South Wales, Sydney, Australia*

ABSTRACT Recent cosmic microwave background (CMB) measurements combined with recent supernovae limits and other observational data have ambushed  $\Omega_\Lambda$  and  $\Omega_m$ . These cosmological culprits are trapped in a small pocket of parameter space:  $\Omega_\Lambda = 0.62 \pm 0.16$  and  $\Omega_m = 0.24 \pm 0.10$ . If this is correct then an unknown 2/3 of the Universe has been identified.

KEYWORDS: cosmology; observational; cosmic microwave background radiation; cosmological constant

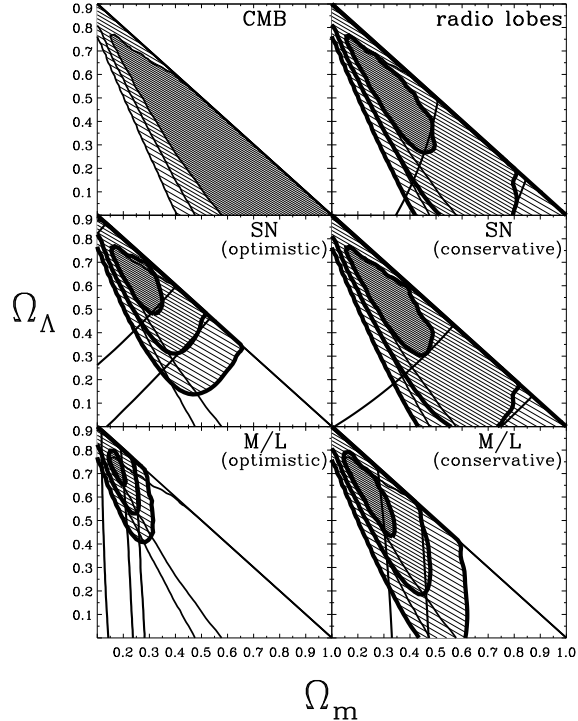
### 1. WHY $\Omega_\Lambda$ CANNOT BE ZERO

The combination of CMB and supernovae constraints provides the strongest evidence we have that  $\Omega_\Lambda > 0$ . If any  $\Omega_\Lambda = 0$  model can squeak by the new supernovae constraints it is the very low  $\Omega_m$  models. However these models are the ones most strongly excluded by the CMB data. The  $\Lambda$ -CDM region of the  $\Omega_m - \Omega_\Lambda$  plane does fit the CMB, supernovae and other data sets and should be viewed as the new standard model of cosmology. Standard CDM with  $\Omega_m = 1$  and  $\Omega_\Lambda = 0$  is a simpler model, but circular planetary orbits are also simpler than ellipses.

Recent CMB anisotropy measurements favor the elongated triangle in the top left panel of Figure 1. See Lineweaver (1998) for details. This plot shows that if  $\Omega_\Lambda = 0$  then  $\Omega_m \sim 0.3$  is more than  $\sim 4\sigma$  from the best-fit and  $\Omega_m \sim 0.1$  is more than  $\sim 7\sigma$  away. The N- $\sigma$  levels in this diagram are very rough but the message is clear: if  $\Omega_\Lambda = 0$ , then low  $\Omega_m$  models are strongly excluded by the CMB data. No other data set can exclude this region with such high confidence. The CMB exclusion of the only  $\Omega_\Lambda = 0$  model permitted by generous supernovae constraints is a fundamental result with far reaching implications about the nature of the vacuum of quantum field theory. Further, the combination of CMB constraints with supernovae and other cosmological observations yields the most accurate determination of the cosmological constant and thus the best evidence for the existence of more than 2/3 of the energy of the Universe.

**Figure 1. The Ambush**

These 6 panels show the details of the parameter space ambush of  $\Omega_\Lambda$  and  $\Omega_m$ . CMB constraints are in the top left panel. “Conservative” versions of constraints from double-lobed radio sources, Type Ia supernovae (“SN”) and galaxy cluster mass-to-light ratios (“M/L”) are shown on the right along with their joint likelihoods with the CMB. The three shades of grey are approximate 1, 2 and 3- $\sigma$  confidence regions. More optimistic versions of the SN and M/L constraints are on the left. The conservative versions on the right were used to make Figure 2. The CMB excludes the lower left region of the  $\Omega_m - \Omega_\Lambda$  plane while each of the other constraints excludes the lower right.  $\Lambda$ -CDM models in the upper left are the only models consistent with all the data sets.



What is it about the current CMB data that excludes low  $\Omega_m$  ( $\Omega_\Lambda = 0$ ) models? Robust features of the power spectrum of the current CMB data set are: it’s flat ( $2 \lesssim \ell \lesssim 20$ ), it goes up ( $30 \lesssim \ell \lesssim 200$ ) and then it comes down ( $300 < \ell < 700$ ). The position of the peak is  $\ell_{peak} = 260^{+30}_{-20}$  (this statement is slightly model dependent and is strictly true only in  $\Omega_\Lambda = 0$  models, see Lineweaver & Barbosa 1998). Low  $\Omega_m$  models peak at much larger  $\ell$  values (smaller angular scales) than the current data. For example if  $\Omega_m \sim 0.2$  then the peak of the power spectrum would have to be at  $\ell \sim 700$ . Saskatoon, CAT and OVRO observations in the region  $300 < \ell < 700$  all indicate that the spectrum is coming down in this region, not going up. Also, the rise to the first peak in the region  $30 \lesssim \ell \lesssim 200$  is probably the most robust feature of the data. The observed rise is much larger over this interval than would be the case in low  $\Omega_m$  models. So the position of the peak and the rise to the peak are robust features of the current data and both are incompatible with low  $\Omega_m$  ( $\Omega_\Lambda = 0$ ) models.

**2. WE’VE GOT YOU SURROUNDED, ROBUSTLY**

As more cosmological data comes in, the CMB and non-CMB constraints form an ever-tightening network of interlocking constraints, thus building the most complete and unified picture of the Universe on the largest scales. Figure 1 shows some of the pieces of this ever-tightening network. Recent CMB constraints are in the upper left

panel. In each of the other 5 panels, the joint likelihood of the CMB with another observational constraint is shown.

The upper right panel shows constraints from observations at redshifts between 0 and 2 of double-lobed radio sources which were used as standard rulers (Daly *et al.* 1998). Two competing supernovae groups are following the apparent magnitudes of Type Ia supernovae at redshifts between 0 and 1 and are using these approximately standard candles to put constraints in the  $\Omega_m - \Omega_\Lambda$  plane (Riess *et al.* 1998, Perlmutter *et al.* 1998). Conservative and optimistic versions of these constraints are shown in the middle panels of Figure 1. Studies of the mass-to-light ratio in galaxy clusters at redshifts between 0 and 0.6 favor low values of  $\Omega_m \sim 0.2$  and have only a slight  $\Omega_\Lambda$ -dependence (Carlberg *et al.* 1997, 1998). Conservative and optimistic versions of these “M/L” constraints are shown in the bottom two panels of Figure 1. Studies of cluster evolution yield slightly larger values:  $\Omega_m \sim 0.3 \pm 0.1$  with only slight  $\Omega_\Lambda$ -dependence (Bahcall *et al.* 1997). More details about the contours shown in Figure 1 can be found in Table 1 of Lineweaver (1998).

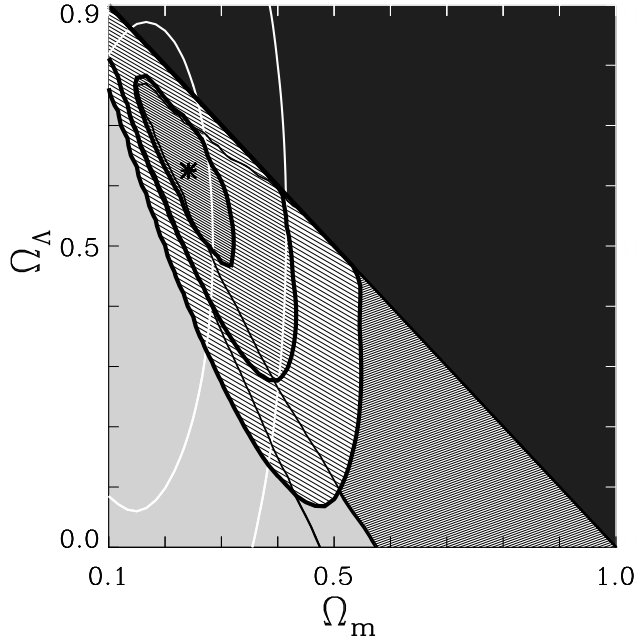
Figure 2 shows the main result:  $\Omega_\Lambda = 0.62 \pm 0.16$  and  $\Omega_m = 0.24 \pm 0.10$ . These numbers come from the joint likelihood of the CMB constraints (top left panel of Figure 1) with the 3 non-CMB constraints in the 3 panels of the right side of Figure 1. Although the main results quoted here are the best current limits in the  $\Omega_m - \Omega_\Lambda$  plane, I believe they are also robust because of a series of conservative choices made in the analysis. There are a variety of ways in which the limits can be selected and combined. My strategy is to be reasonably conservative by trying not to over-constrain parameter space. Practically this means using contours large enough to include possible systematic errors. For example, the two independent supernovae groups are in the process of taking data and refining their analysis and calibration techniques. I use the “SN conservative” contours (Figure 1, middle right) which are large enough to subsume the worst case systematic errors that either group has calculated (see Figures 6 and 7 of Riess *et al.* 1998 and Figure 5 of Perlmutter *et al.* 1998).

I apply the same strategy with the Carlberg *et al.* (1997, 1998) cluster mass-to-light ratios. They report 30% errors in their  $\Omega_m$  result but also cite a worst case 73% error if all the systematic errors conspire and add linearly. I use the 73% error in the “M/L conservative” contours (lower right panel of Figure 1). For comparison the 30% error is shown in the lower left panel of Figure 1 labeled “M/L optimistic”. An additional way in which the non-CMB contours in Figure 1 are conservative is that I have taken published  $\Delta\chi^2 = 2.3$  contours and treated them as  $\Delta\chi^2 = 1$  contours.

The results I report are also robust in the sense that when combined individually (as in Figure 1) or combined together (as in Figure 2) the result is much the same. Systematic errors may compromise one or the other of the observations but are less likely to bias all of the observations in the same way.

**Figure 2. We've got you surrounded**

The combined constraints from CMB and non-CMB observations. The combination of the three conservative versions from the right side of Figure 1 yield the white contours ( $\sim 68\%$  and  $95\%$  confidence levels). The combination of the elongated CMB triangle (from Figure 1, top left) with the white contours yields:  $\Omega_\Lambda = 0.62 \pm 0.16$  and  $\Omega_m = 0.24 \pm 0.10$ . The black region in the upper right was not tested with CMB data.



We have tracked the cosmological culprits  $\Omega_m$  and  $\Omega_\Lambda$  down into a small region of parameter space. CMB is forcing them to the right while SN are forcing them into the upper left. They're caught in a cross-fire. Cluster mass-to-light ratios (and cluster evolution) has got them pinned down in a vertical strip at  $\Omega_m \sim 0.2$  (or  $0.3$ ). They have no where else to go. The CMB excludes low  $\Omega_m$  open-CDM models while supernovae and other observations exclude standard-CDM models.  $\Lambda$ -CDM seems to be faring much better than standard-CDM at running the gauntlet of cosmology tests. This region should be the new standard model of cosmology. **Whatever the true model of the Universe is, it has to look alot like  $\Lambda$ -CDM.**

**3. HAVE WE GOT THE WRONG GUY?**

A vocal minority of  $\Lambda$ -phobic cosmologists and particle theorists believe that any  $\Lambda > 0$  result has got to be wrong. Their reasoning goes something like this. Theory predicts that  $\Omega_\Lambda \gtrsim 10^{52}$ . Since it is obviously not this value,  $\Omega_\Lambda$  must be zero based on some principle we don't understand yet. See Cohn (1998, Section II) for a more judicious discussion.

But how could the result reported here be wrong? What are the weakest points in the analysis? The CMB result is only as good as the models assumed. Maybe the parameter space is too narrow or, more fundamentally, maybe the models are just wrong. We have looked at a popular but limited region of inflation-based gaussian CDM models with adiabatic initial conditions. If the goodness-of-fit of these models

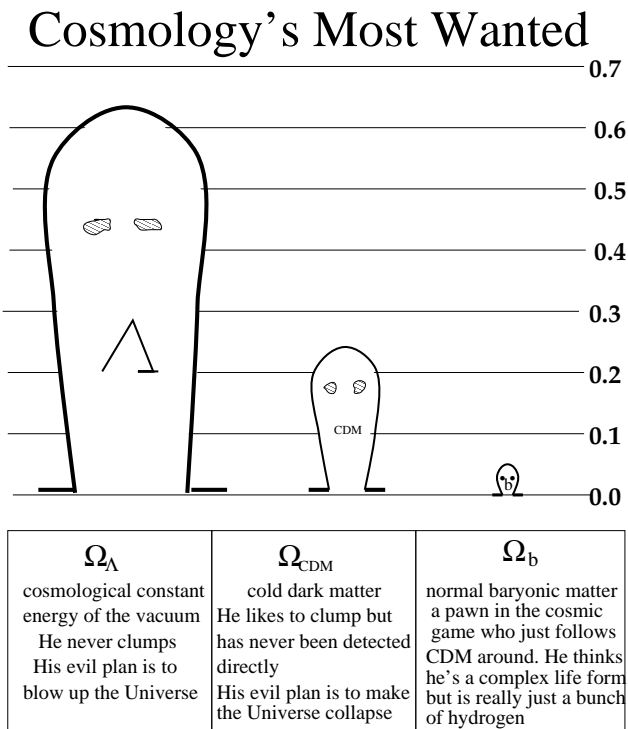
had been bad, we would have had good reason to be dissatisfied. But the best-fit is also a good fit; almost too good:  $\chi^2 = 22.1$  with 28 degrees of freedom. The probability of obtaining a lower value is only 22%. Additionally when optical depth and tensor modes are added to the parameter space the CMB exclusion of the lower left in Figure 2 does not change (Tegmark 1998).

But maybe we've got the wrong guy. The cosmological constant has  $w = -1$  in the equation of state  $p = w\rho$ . There are models of generalized dark matter or "quintessence" with values of  $w \neq -1$  and models with  $w$  as a function of time (Hu *et al.* 1998). Recent results from supernovae have only a mild preference for  $w \sim -1$  models (Garnavich *et al.* 1998, Perlmutter *et al.* 1998), so these more general models are still plausible. See Cohn (1998, section VI) for discussion of this issue.

Not all data sets are happy with  $\Lambda$ -CDM. Kochanek and collaborators find lensing limits which place limits  $\Omega_\Lambda \lesssim 0.6$  in flat models (Kochanek 1996, Falco *et al.* 1998) but other lensing limits agree with results reported here (Fort *et al.* 1997, Chiba & Yoshii 1997). Peacock (1998) sees the shape of the APM power spectrum as in at least marginal conflict with  $\Lambda$ -CDM models but the results reported in Webster *et al.* (1998) from a combination of CMB and IRAS  $P(k)$  agree well with Figure 2. Even velocity field data are happier with  $(\Omega_m, \Omega_\Lambda) = (0.3, 0.7)$  than with  $(0.3, 0.0)$  (Dekel 1998, Zehavi 1998).

**Figure 3. A line up of cosmological culprits**

$\Omega_\Lambda$  is the big shot controlling the Universe. He's going to make it blow up.  $\Omega_{CDM}$  would like to make the Universe collapse but can't compete with  $\Omega_\Lambda$ .  $\Omega_b$  just follows  $\Omega_{CDM}$  around. Like all dangerous criminals, one can never be sure of  $\Omega_\Lambda$  until he is behind bars. The CMB police is being beefed up. Hundreds of heroic CMB observers are now planning his capture.



#### 4. RESISTANCE IS FUTILE

As the quality and quantity of cosmological data improve questions about cosmological parameters will get increasingly precise answers from an increasingly tight network of constraints. Better CMB detectors are being built, long duration balloons will fly, sensitive new high resolution interferometers will soon be on line and we all have high expectations for the two CMB satellites MAP and Planck. See Lasenby *et al.* (1998) for a recent review.

ACKNOWLEDGMENTS I thank the organizers for organizing a meeting lively enough to compete with the World Cup and some beautiful sunny beaches. I am supported by at UNSW by a Vice Chancellor's Research Fellowship.

#### REFERENCES

- Bahcall, N. Fan, X. & Cen, R. 1997, *Ap.J.*485, L53  
Carlberg, R.G. *et al.* 1997, *Ap.J.*478, 462  
Carlberg, R.G. *et al.* 1998 in Proc. 33rd Moriond Astrophysics Meeting, Fundamental Parameters in Cosmology, ed. J. Tran Thanh Van & Y. Giraud-Herauld (Gif-sur-Yvette: Editions Frontieres), in (astro-ph/9804312).  
Chiba, M. & Yoshii, Y. 1997, *Ap.J.*490, L73  
Cohn, J. 1998, astro-ph/9807128  
Daly, R.A. Guerra, E.J. & Wan, L. 1998, in Proc. 33rd Moriond Astrophysics Meeting: Fundamental Parameters in Cosmology, ed. J. Tran Thanh Van & Giraud-Herauld (Gif-sur-Yvette, Editions Frontieres, in press, astro-ph/9804312)  
Dekel, A. 1998, private communication  
Falco, E.E., Kochanek, C.S. & Munoz, J.A. 1998, *Ap.J.*494, 47  
Fort, B. *et al.* 1997, *A&A* 321,353  
Garnavitch, P.M. *et al.* 1998, *Ap.J.*509, in press  
Hu, W. *et al.* , 1998, astro-ph/9806362  
Kochanek, C.S. 1996, *Ap.J.*466, 638  
Lasenby, A.N. *et al.* 1998, astro-ph/9810196  
Lineweaver, C. H. & Barbosa, D. 1998, *Ap.J.*496, 624  
Lineweaver, C. H. 1998, *Ap.J.*505, L69  
Peacock, J.A. 1998, Phil. Trans. R. Soc. London A, submitted astro-ph/9805208  
Perlmutter, S. *et al.* 1998, in preparation  
Riess, A.G. *et al.* 1998, A.J. in press, astro-ph/9805201  
Tegmark, M. 1998, *Ap.J.*submitted, astro-ph/9809201  
Webster, M. *et al.* 1998, *Ap.J.*submitted, astro-ph/9802109  
Zehavi, I. 1998, in Proc. of Evolution of Large Scale Structure, Garching, astro-ph/9810246