

A CEPHEID DISTANCE TO THE FORNAX CLUSTER AND THE LOCAL EXPANSION RATE OF THE UNIVERSE

BARRY F. MADORE¹, WENDY L. FREEDMAN², N. SILBERMANN³

PAUL HARDING⁴, JOHN HUCHRA⁵, JEREMY R. MOULD⁶

JOHN A. GRAHAM⁷, LAURA FERRARESE⁸

BRAD K. GIBSON⁵, MINGSHENG HAN⁹, JOHN G. HOESSEL⁹

SHAUN M. HUGHES¹⁰, GARTH D. ILLINGWORTH¹¹

RANDY PHELPS², SHOKO SAKAI³, PETER STETSON¹²

-
- ¹ NASA/IPAC Extragalactic Database, Infrared Processing and Analysis Center,
Jet Propulsion Laboratory, California Institute of Technology, MS 100-22, Pasadena, CA 91125
- ² Observatories of the Carnegie Institution of Washington, 813 Santa Barbara St.,
Pasadena, CA 91101
- ³ Jet Propulsion Laboratory, California Institute of Technology, MS 100-22, Pasadena, CA 91125
- ⁴ Steward Observatory, University of Arizona, Tucson, AZ 85721
- ⁵ Harvard-Smithsonian Institution, Center for Astrophysics, 60 Garden Street, Cambridge, MA 02138
- ⁶ Mt. Stromlo and Siding Spring Observatories, Institute of Advanced Studies, Private Bag,
Weston Creek Post Office, ACT 2611, Australia
- ⁷ Department of Terrestrial Magnetism, Carnegie Institution of Washington,
5241 Broad Branch Rd. N.W., Washington D.C. 20015
- ⁸ Hubble Fellow, California Institute of Technology, MS 105-24 Robinson Lab, Pasadena, CA 91125
- ⁹ Department of Astronomy, University of Wisconsin, 475 N. Charter St., Madison, WI 53706
- ¹⁰ Royal Greenwich Observatory, Madingley Road, Cambridge, UK CB3 0HA
- ¹¹ Lick Observatory, University of California, Santa Cruz, CA 95064
- ¹² Dominion Astrophysical Observatory, 5071 W. Saanich Rd., Victoria, BC, Canada V8X 4M6

The Hubble Space Telescope is being used to measure accurate Cepheid distances to nearby galaxies with the ultimate aim of determining the Hubble constant, H_0 . For the first time, it has become feasible to use Cepheid variables to derive a distance to a galaxy in the southern hemisphere cluster of Fornax. Based on the discovery of 37 Cepheids in the Fornax galaxy NGC 1365, a distance to this galaxy of 18.6 ± 0.6 Mpc (statistical error only) is obtained. This distance leads to a value of $H_0 = 70 \pm 7(\text{random}) \pm 18(\text{systematic})$ km/sec/Mpc in good agreement with estimates of the Hubble constant further afield.

The determination of an accurate value of the Hubble constant requires the measurement of accurate galaxy distances and velocities. Both the Virgo and Fornax clusters of galaxies are close enough to be studied in considerable detail; on the other hand, they are sufficiently distant that the bulk of their measured velocity is probably dominated by the expansion of the universe. The Fornax cluster of galaxies is comparable in distance to the Virgo cluster¹, but it is found almost opposite to Virgo in the skies of the southern hemisphere. Fornax is less rich in galaxies than the Virgo cluster², but it is also substantially more compact (see Figure 1). As a result of its lower mass, the influence of Fornax on the local velocity field is expectedly less dramatic than that of Virgo; and, because of its compact nature, questions concerning the membership of individual galaxies in Fornax are less problematic, and the back-to-front geometry is far less controversial than in the case of the Virgo cluster complex³. Clearly, Fornax is an interesting site for a direct test of the local expansion rate if its distance were known. With Space Telescope, Cepheid distances out to and including the Fornax cluster do offer a direct means of estimating the expansion rate of the nearby Universe.

While the goals of the Key Project on the Extragalactic Distance Scale⁴ are much broader than measuring the distances to two nearby clusters, there are several important reasons to secure a

distance to the Fornax cluster. Fornax serves both as a probe of the local expansion velocity field and as a well defined location for calibrating several secondary distance indicators which can be used to reach the essentially unperturbed Hubble flow. To obtain the distance to Fornax, the Key Project is searching for Cepheids in three member galaxies. The first of these, discussed here, is the luminous, barred spiral galaxy, NGC 1365.

At least three lines of evidence independently suggest that NGC 1365 is a physical member of the Fornax cluster. First, NGC 1365 is almost directly along our line of sight to Fornax as a whole, being projected only ~ 70 arcmin from the geometric center of the cluster, whereas the radius of the cluster is ~ 200 arcmin⁵ (see Figure 1). Second, NGC 1365 is also coincident with the Fornax cluster in velocity space. The systemic (heliocentric) velocity and velocity dispersion of the main population of galaxies in the inner six degrees of the Fornax cluster are well defined (Madore et al. in preparation): 39 spiral/irregular galaxies with published radial velocities give $V = 1,399$ km/sec and $\sigma = \pm 334$ km/sec, 78 E/S0 galaxies give $V = 1,463$ km/sec with $\sigma = \pm 347$ km/sec; and the combined (unweighted) sample of 117 galaxies gives $V = 1,441$ km/sec with $\sigma = \pm 342$ km/sec (see for comparison 6,7). We note in passing that the mean velocity of the spirals agrees with the mean for the ellipticals to within 64 km/sec. And specifically, the velocity difference between NGC 1365 and the cluster mean is only about two-thirds of the cluster’s intrinsic velocity dispersion. Third, and finally, NGC 1365 sits only 0.02 mag from the central ridge line of the apparent Tully-Fisher relation relative to other cluster members defined by recent studies of Fornax^{6,8}. Taken together these observations strongly suggest that a distance to NGC 1365 alone should be representative of the cluster as a whole.

Using the *Wide Field and Planetary Camera 2* on HST, we have obtained a set of 12-epoch observations of NGC 1365 and have discovered 37 Cepheids using two independent photometry routines, and selected by light-curve quality (see Silbermann *et al.* in preparation, for details.) The

resulting intensity-weighted $\langle V \rangle$ and $\langle I \rangle$ period-luminosity relations (Figure 2) were fit by χ^2 minimization to the fiducial PL relation for LMC Cepheids⁹, (corrected for $E(B - V)_{\text{LMC}} = 0.10$ mag) scaled to an LMC true distance modulus of $\mu_o = 18.50$ mag, and shifted into registration with the Fornax data. The resulting apparent moduli are $\mu_V = 31.68 \pm 0.05$ mag and $\mu_I = 31.55 \pm 0.05$ mag. Correcting for a total line-of-sight reddening of $E(V - I)_{\text{N1365}} = 0.14$ mag (derived from the Cepheid data themselves, and using a standard reddening law) gives a true distance modulus of $\mu_0 = 31.35 \pm 0.07$ mag for NGC 1365. This corresponds to a distance of 18.6 ± 0.6 Mpc. This error quantifies the statistical uncertainty derived from the measured photometric errors, combined with the intrinsic magnitude and colour width of the Cepheid instability strip; a more complete discussion of the errors can be found in Madore *et al.* (in preparation), giving a cumulative random error of ± 1.6 Mpc and a systematic uncertainty (quantifying metallicity effects, PL zero point and photometric uncertainties) also amounting to ± 1.6 Mpc.

Here, we point out that, unlike our earlier discussion³ of the expansion rate derived from a Cepheid distance to the galaxy M100 in the Virgo cluster, the infall-velocity correction for the Local Group motion with respect to the Virgo cluster (and its associated uncertainty) becomes a minor issue for the Fornax cluster. This is the result of a fortuitous combination of geometry and kinematics. The physical separation of the two clusters is easily derived since both their angular separation and their individual distances are now known. Under the assumption that the Virgo cluster dominates the local velocity perturbation field at the Local Group and at Fornax, we can calculate the infall velocity at Fornax (assuming that the flow field amplitude scales with $1/R_{\text{Virgo}}$, characterized by a R^{-2} density distribution¹⁰). From this we then derive the flow contribution to the measured line-of-sight radial velocity, as seen from the Local Group. Figure 3 shows the distance scale geometry (left panel) and the velocity-field kinematics (right panel) of the Local Group–Virgo–Fornax system. Using an infall velocity⁷ of the Local Group toward Virgo of $+200$ km/sec, and adopting a generous uncertainty of ± 100 km/sec, the flow correction for Fornax

is only -45 ± 23 km/sec. This correction and its uncertainty are more than a factor of $4\times$ smaller than the equivalent corrections applied to M100.

We are now in a position to derive two estimates of the general expansion rate of the local Universe. The first estimate is based solely on the systemic radial velocity and the Cepheid-based distance to the Fornax cluster, and therefore samples the velocity field in one particular direction at ~ 20 Mpc. We then examine a more isotropic (inner) volume of space, sampled at nine randomly distributed distances and directions out to and including both the Virgo and Fornax clusters. This sample has the advantage of providing an average over the volume, but it is still limited in scale (probing an average distance of ~ 10 Mpc). It is also still subject to the uncertainties in the bulk flow of this entire volume, as well as uncertainties in the adopted Virgocentric flow model.

The observed velocity of the Fornax cluster, 1,441 km/sec, can be corrected to the barycentre of the Local Group (-90 km/sec) and compensating for the -45 km/sec component of the Virgocentric flow, derived above, to give a cosmological expansion rate of Fornax of $+1,306$ km/sec. Using the Cepheid distance of 18.6 Mpc for Fornax then gives $H_o = 70 (\pm 7)_r \quad [\pm 18]_s$ km/sec/Mpc. The first uncertainty (in parentheses) includes random errors in the distance derived from the PL fit to the Cepheid data, as well as random velocity errors in the adopted Virgocentric flow, combined with the distance uncertainties to Virgo propagated through the flow model. The second uncertainty (in square brackets) quantifies the currently identifiable systematic errors associated with the adopted mean velocity of Fornax, and the adopted zero point of the PL relation (combining in quadrature the LMC distance error, a measure of the metallicity uncertainty, and a conservative estimate of the photometric errors. For an extensive discussion of these errors see the discussion and tabulation in Madore *et al.* in preparation.) Finally, we note that according to the Han-Mould model⁷, the so-called “Local Anomaly” gives the Local Group an extra velocity component of approximately $+73$ km/sec towards Fornax. If we were to add that correction our local estimate, H_o would increase

from 70 to 74 km/sec/Mpc.

Given the highly clumped nature of the local universe and the existence of large-scale streaming velocities, there is still an uncertainty remaining due to the total peculiar motion of the Fornax cluster with respect to the cosmic microwave background restframe. Observations of flows, and the determination of the absolute motion of the Milky Way with respect to the background radiation suggest that line-of sight velocities ~ 300 km/sec are not uncommon.¹¹ The absolute motion of Fornax with respect to the Local Group then becomes the largest outstanding systematic uncertainty at this point in our error analysis: a 300 km/sec flow velocity for Fornax would give a systematic error in the Hubble constant of $\pm 20\%$.

We now step back and investigate the Hubble flow between us and Fornax, derived from galaxies and groups of galaxies inside 20 Mpc, each having Cepheid-based distances and expansion velocities individually corrected for a Virgocentric flow model^{12,13}. Figure 4 presents these results in graphical form. Individual values of H_0 range from 61 to 99 km/sec/Mpc. An average of these independent determinations, including Virgo and Fornax, gives $H_0 = 73 (\pm 4)_r [\pm 17]_s$ km/sec/Mpc. This determination, as before, uses a Virgocentric flow model with a $1/R_{\text{Virgo}}$ infall velocity fall-off, scaled to a Local Group infall velocity of +200 km/sec, determined *ab initio* by minimizing the velocity residuals for the galaxies with Cepheid-based distances. The foregoing determination of H_0 is again predicated on the assumption that the inflow-corrected velocities of both Fornax and Virgo are not further perturbed by other mass concentrations or large-scale flows, such that the 25,000 Mpc³ volume of space delineated by them is at rest with respect to the distant galaxy frame. An estimated flow correction error of ± 300 km/sec dominates the systematic error budget. Nevertheless, these results are consistent with those based on a more extensive analysis of the greater flow field undertaken by Han *et al.* (in preparation).

One of the interesting features of this diagram is the relative small residual scatter. Removing

in quadrature the 10% scatter introduced by the distance uncertainties leaves an average velocity scatter of less than ± 70 km/sec about the Hubble line. That is, the random velocities of nearby galaxies, once corrected for the systematic influence of the Virgo cluster, are remarkably small. This is consistent with earlier discussions^{14,15,16} that call to attention among other things the paucity of nearby blue-shifted galaxies outside of the Local Group.

Further implications of a Cepheid distance to the Fornax cluster, and a comparison of the global value of the Hubble constant within the local expansion rate derived here can be found in Madore *et al.* (in preparation). But we note that the estimates of H_0 presented here (based on nearby galaxies out to and including the Fornax cluster) are in close agreement with the value of $H_0 = 72$ km/sec/Mpc obtained from a variety of methods that operate at much greater distances. These methods^{17,18,19} include the calibration of type Ia and type II supernovae, and the Tully-Fisher relation.

REFERENCES

1. de Vaucouleurs, G., in *Stars and Stellar Systems*, **9**, (A.R. Sandage, M. Sandage, J. Kristian, eds.), Univ Chicago Press, 557-596 (1975).
2. Ferguson, H.C., & Sandage, A.R. Population Studies in Groups and Clusters of Galaxies. I. The Luminosity Function of Galaxies in the Fornax Cluster. *Astr. J.*, **96**, 1520-1533 (1988).
3. Freedman, W.L., *et al.* Distance to the Virgo Cluster Galaxy M100 from Hubble Space Telescope Observations of Cepheids. *Nature* **371**, 757-762 (1994).
4. Kennicutt, R.C., Freedman, W.L., & Mould, J.R. Measuring the Hubble Constant with the Hubble Space Telescope. *Astron. J.*, **110**, 1476-1491 (1995).
5. Ferguson, H.C. Population Studies in Groups and Clusters of Galaxies. II. A Catalog of Galaxies in the Central 3.5 Degrees of the Fornax Cluster. *Astr. J.*, **98**, 367-418 (1989).

6. Schroder, A. UBVRI Photometry of Spiral Galaxies in the Virgo and Fornax Clusters. Doctoral Thesis, University of Basel (1995).
7. Han M., & Mould J.R. The Velocity Field in the Local Supercluster. *Astrophys. J.*, **360**, 448-464 (1990).
8. Bureau, M., Mould, J.R., & Staveley-Smith, L. A New I-Band Tully-Fisher Relation for the Fornax Cluster: Implication for the Fornax Distance and Local Supercluster Velocity Field. *Astrophys. J.*, **463**, 60-68 (1996).
9. Madore, B.F., & Freedman, W. L. The Cepheid Distance Scale. *Publs astron. Soc. Pacif.*, **103**, 933-957 (1991).
10. Schechter, P. Mass-to-Light Ratios for Elliptical Galaxies. *Astron. J.*, **85**, 801-811 (1980).
11. Coles, P., & Lucchin, F., in *Cosmology*, Wiley, 399-400 (1995)
12. Kraan-Korteweg, R., A Catalog of 2810 Nearby Galaxies : The Effect of the Virgocentric Flow Model on their Observed Velocities. *Astron. Astrophys. Suppl*, **66**, 255-279 (1986).
13. Aaronson, M., Huchra, J., Mould, J., Schechter, P. & Tully, R. B. The Velocity Field in the Local Supercluster. *Astrophys. J.*, **258**, 64-76 (1980).
14. Sandage, A.R. & Tammann, G.A. Steps Toward the Hubble Constant. V. The Hubble Constant from Nearby Galaxies and the Regularity of the Local Velocity Field. *Astrophys. J.* **196**, 313-328 (1975).
15. Sandage, A.R., Tammann, G.A. & Hardy, E. Limits on the Local Deviation of the Universe from a Homogeneous Model. *Astrophys. J.* **172**, 253-263 (1972).
16. Fisher, J.R., & Tully, R.B. Neutral Hydrogen Observations of DDO Dwarf Galaxies. *Astron. Astrophys.*, **44**, 151-171 (1975).

17. Freedman, W.L., & Mould, J.R., Kennicutt, R.C., & Madore, B. F. The Hubble Space Telescope Key Project to Measure the Hubble Constant. IAU Symposium No. 183, ed. K. Sato, in press (1998).
18. Reiss, A., Press, W. & Kirshner, R. Using Type Ia Supernova Light Curve Shapes to Measure the Hubble Constant *Astrophys. J.*, **438**, L17–L20 (1995).
19. Giovanelli. *et al.* The Tully-Fisher Relation and H_0 *Astrophys. J. Lett.*, **477**, pp. L1-L4 (1997)

ACKNOWLEDGEMENTS. This research was supported by the National Aeronautics and Space Administration (NASA) and the National Science Foundation (NSF), and made extensive use of the NASA/IPAC Extragalactic Database (NED). Observations are based on data obtained using the *Hubble Space Telescope* which is operated by the Space Telescope Science Institute under contract from the Association of Universities for Research in Astronomy. LF acknowledges support by NASA through Hubble Fellowship grant HF-01081.01-96A awarded by the Space Telescope Science Institute, which is operated by the Association of Universities for Research in Astronomy, Inc., for NASA under contract NAS 5-26555

Correspondence should be addressed to B.F.M (e-mail: barry@ipac.caltech.edu)

FIGURE CAPTIONS

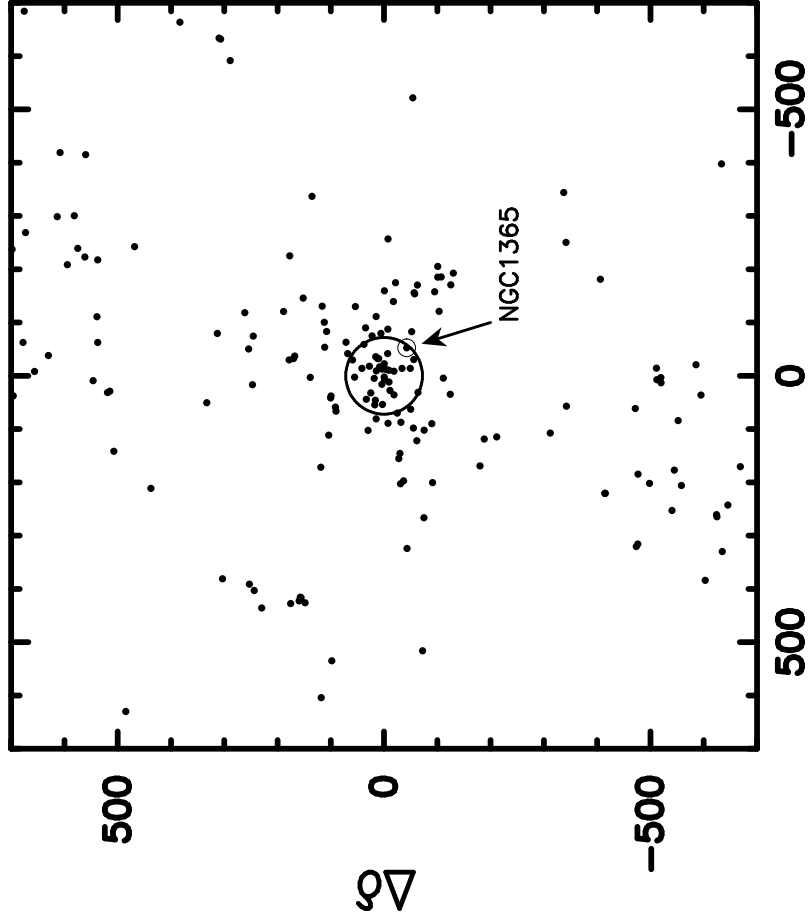
Figure 1. – A comparison of the distribution of galaxies drawn to scale as projected on the sky for the Virgo cluster (right panel) and the Fornax cluster (left panel); units are arcmin. The comparison of apparent sizes is appropriate given that the two clusters are at approximately the same distance from us. In the extensive Virgo cluster, the galaxy M100 is marked $\sim 4^\circ$ to the north-west of the elliptical-galaxy-rich core; this corresponds to an impact parameter of 1.3 Mpc, or 8% of the distance from the LG to the Virgo cluster. The Fornax cluster is clearly more centrally concentrated than Virgo, so that the back-to-front uncertainty associated with its three-dimensional spatial extent is reduced for any randomly selected member. Roughly speaking, converting the total angular extent of the Fornax cluster on the sky (6° diameter⁵) into a back-to-front extent, the error associated with any randomly chosen galaxy in the Fornax cluster, translates into a few percent uncertainty in distance. This uncertainty in distance will soon be reduced when HST data for two additional Fornax spirals (NGC 1425 and NGC 1326A) are analyzed in the coming year.

Figure 2. – V and I-band Period-Luminosity relations for the full set of 37 high-quality Cepheids monitored in NGC 1365. The fits are to the fiducial relations⁹ shifted to the apparent distance modulus of NGC 1365. Dashed lines indicate the expected intrinsic (2-sigma) width of the relationship due to the finite temperature width of the Cepheid instability strip.

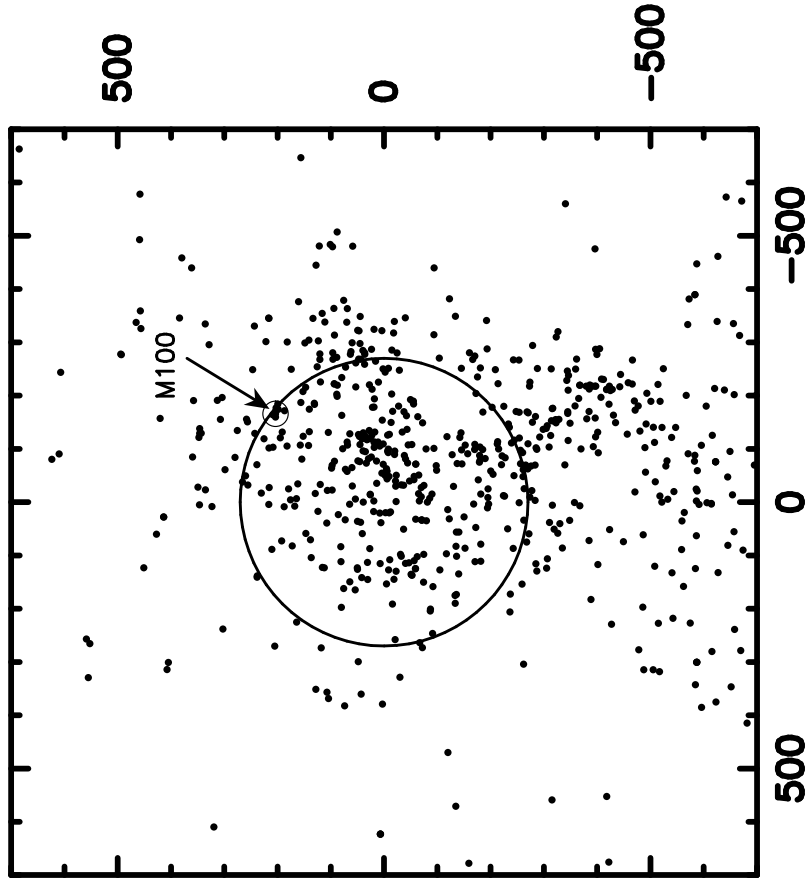
Figure 3. – Relative geometry (left panel), and the corresponding velocity vectors (right panel) for the disposition and flow of the Fornax cluster and the Local Group with respect to the Virgo cluster. The circles plotted at the positions of the Virgo and Fornax clusters have the same angular size as the circles minimally enclosing M100 and NGC 1365 in the two panels of Figure 1.

Figure 4. – The velocity-distance relation for local galaxies having Cepheid-based distances. Circled dots mark the velocities and distances of the parent groups or clusters. The one-sided “error” bars with galaxy names attached mark the velocities associated with the individual galaxies having direct Cepheid distances. The thick broken line represents a fit to the data giving $H_0 = 73$ km/sec/Mpc; the observed one-sigma (random) scatter about the mean is ± 12 km/sec/Mpc, and is shown by the thin diverging broken lines. All velocities have been corrected for a Virgo-centric flow, as discussed in the text.

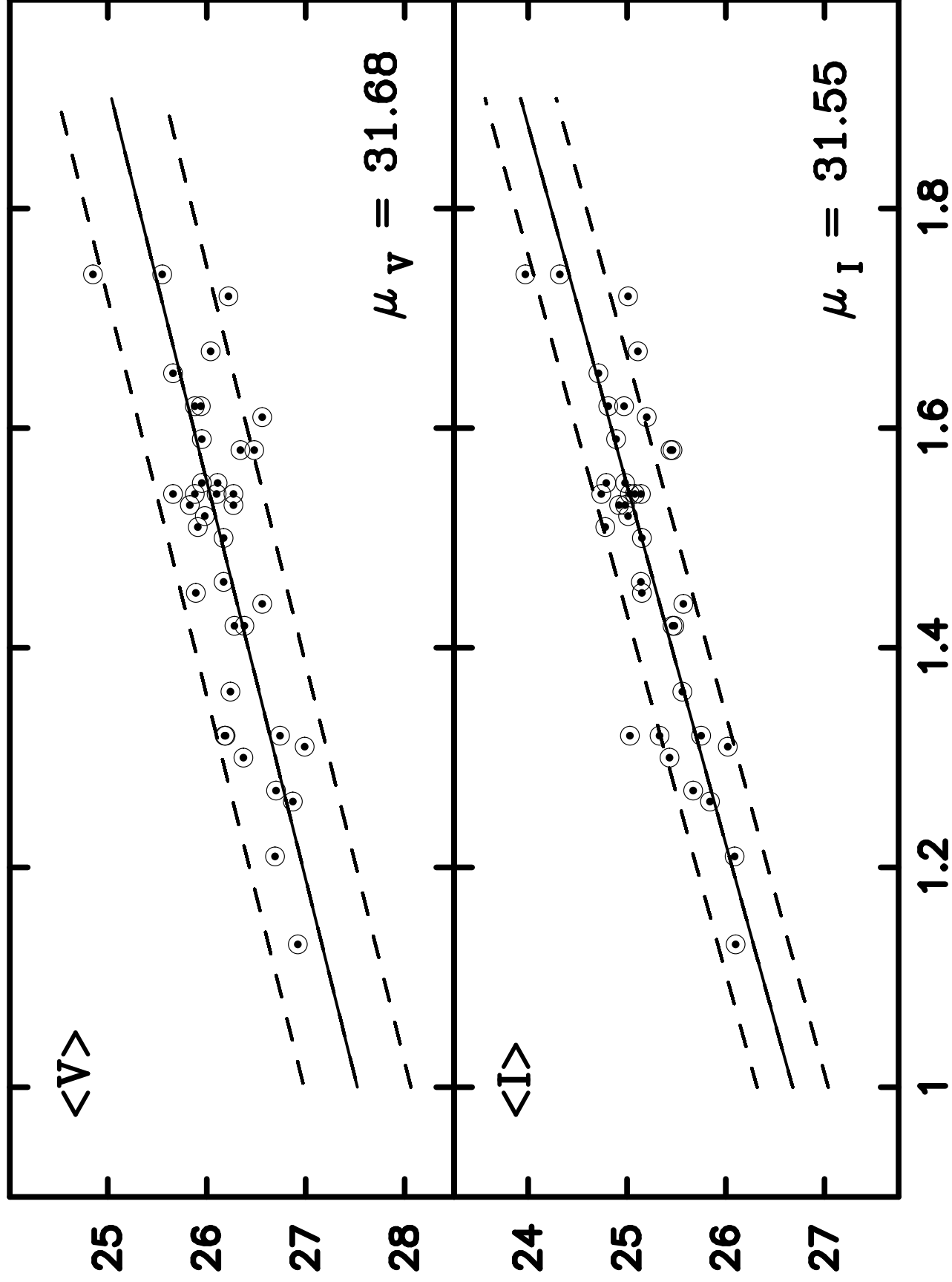
FORNAX



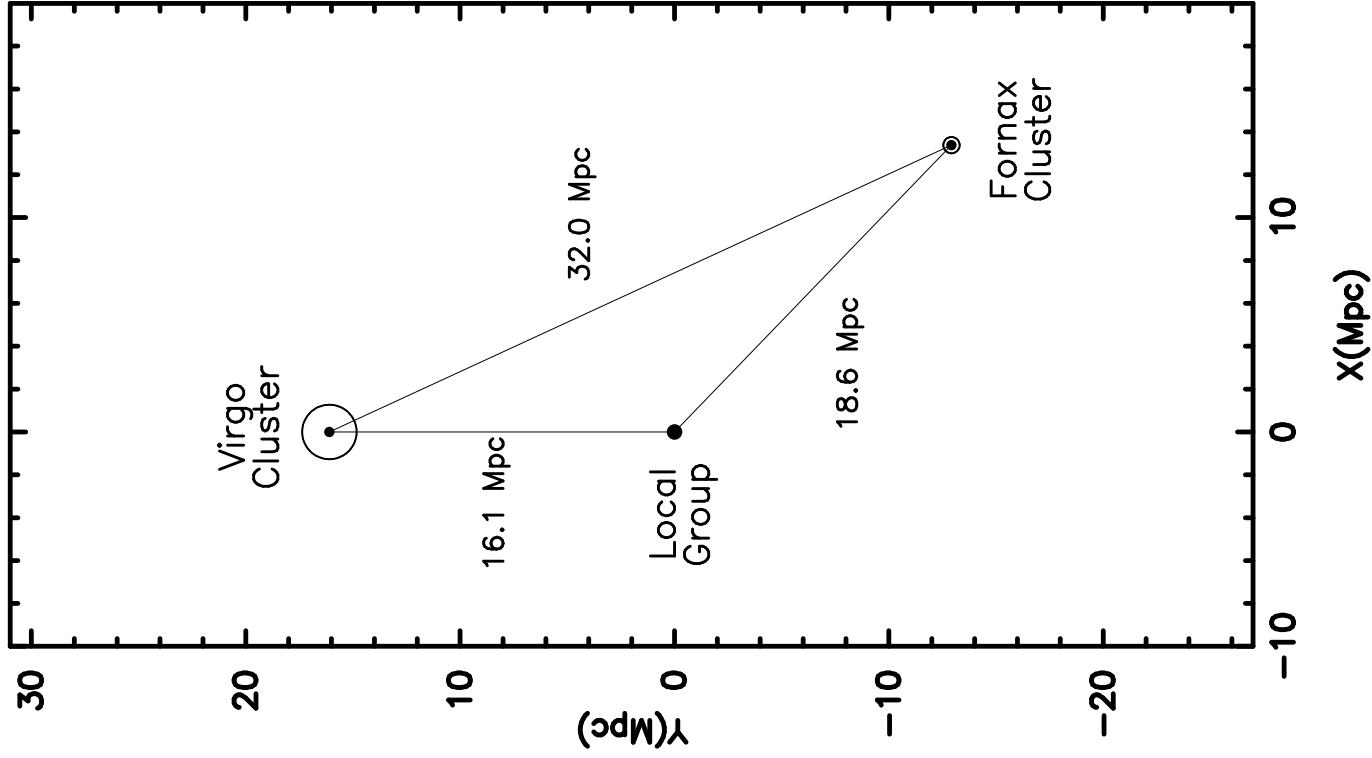
VIRGO



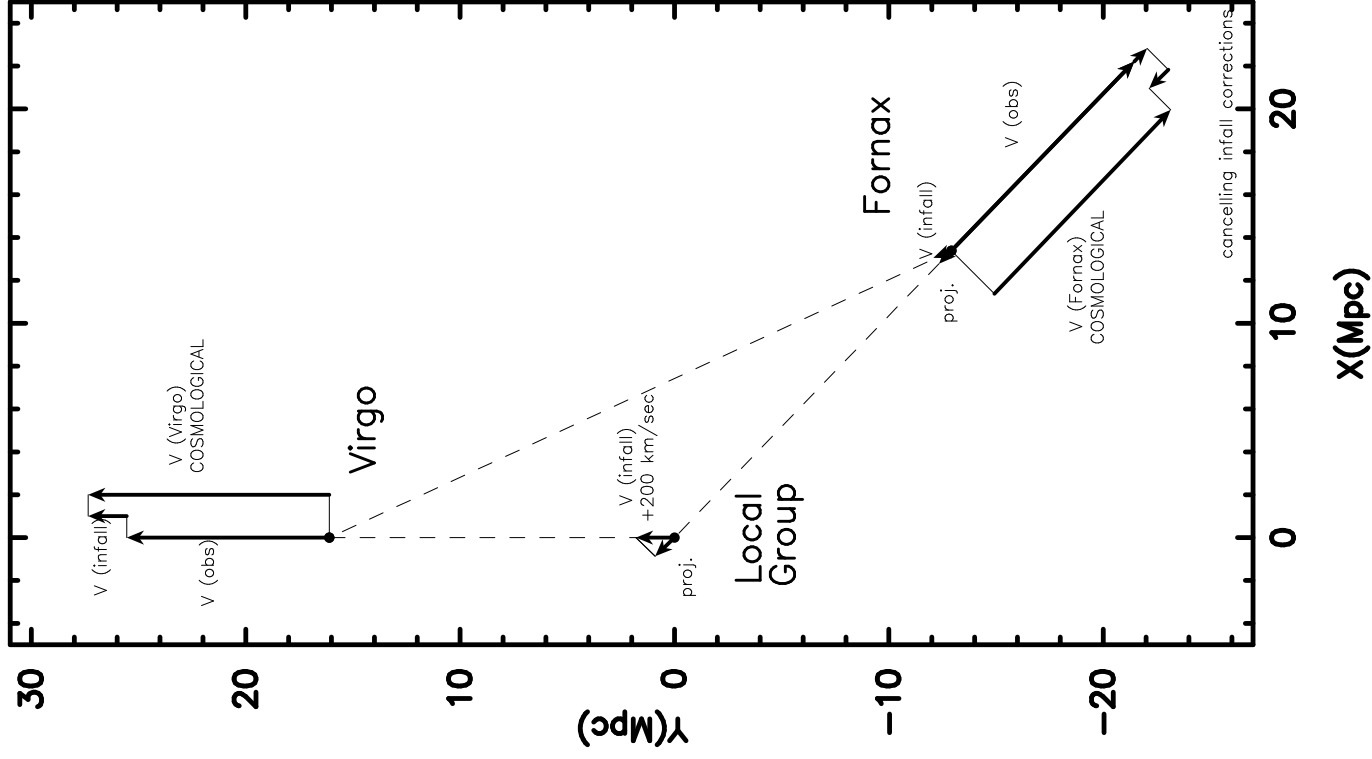
NGC 1365



Structure



Velocity Field



Local Hubble Constant

