

The EXOSAT medium-energy slew survey catalog

A.P. Reynolds, A.N. Parmar, P.J. Hakala, A.M.T. Pollock, O.R. Williams, A. Peacock, and B.G. Taylor

Astrophysics Division, Space Science Department of ESA, ESTEC, P.O. Box 299, 2200 AG Noordwijk, The Netherlands

Received 17 March 1998; accepted 24 July 1998

Abstract. We present a catalog of X-ray sources observed during slew maneuvers by the Medium Energy Detector Array onboard the EXOSAT Observatory. The EXOSAT Medium Energy slew-survey catalog (EXMS) provides a unique record of the 1–8 keV X-ray sky between 1983 and 1986. 98% of the sky was observed, with 85% receiving an exposure of >60 s. 1210 sources were detected. By comparing these source positions with other catalogs, identifications are given for 992 detections (82% of the sample). These identifications consist of 250 distinct objects, including 95 different X-ray binary systems, and 14 different AGN. A further 58 detections have multiple candidates, while 160 detections remain unidentified. Collimator transmission corrected 1–8 keV count rates are given for the identified sources, together with raw count rates for the other detections. The construction of the EXMS and the checks performed to ensure the validity of the derived source properties are discussed. A publicly available version of this catalog is maintained on the EXOSAT database and archive system (telnet://xray@exosat.estec.esa.nl).

Key words: astronomical data bases: miscellaneous – catalogs – X-rays: general

1. Introduction

Sky surveys are of particular importance in high energy astronomy, where many sources exhibit irregular long-term variability which cannot be conveniently monitored by pointed observations. Observations conducted while maneuvering between targets can provide a substantial bonus to the scientific return of pointed missions (e.g., Elvis et al. 1992). Such observations are complementary to the dedicated all-sky surveys conducted by scanning instruments such as the *Uhuru*, Ariel-V, HEAO A-1, and

ROSAT bright source catalogs (Forman et al. 1978; Warwick et al. 1981; McHardy et al. 1981; Wood et al. 1984; Voges et al. 1996). Here we report the second major X-ray slew survey, derived from observations made by the European Space Agency's EXOSAT X-ray astronomy satellite (White & Peacock 1988).

EXOSAT performed 1780 pointed observations of a wide variety of objects between 1983 June and 1986 April. The 90 hr orbit had an apogee of 190,000 km and perigee of 350 km, with the science payload operated when the satellite was above the Earth's radiation belts at 50,000 km. This allowed uninterrupted observations of up to 76 hr duration. The satellite was three axis stabilized, and at any given time about half the sky could be viewed. X-ray sources were simultaneously observed with up to 4 coaligned instruments. Two Channel Multiplier Array detectors (CMA; de Korte et al. 1981) each at the focus of an X-ray mirror provided images in the low-energy (0.04–2.0 keV) energy range, while the Medium Energy Detector Array (ME; Turner et al. 1981) and the Gas Scintillation Proportional Counter (GSPC; Peacock et al. 1981) covered the 1–50 keV and 2–35 keV energy ranges, respectively. In addition to the the pointed observations, a series of slews along parts of the galactic plane were performed (Warwick et al. 1985, 1988).

When EXOSAT manoeuvred between targets the ME and GSPC instruments were usually operated in order to search for new sources, monitor known ones, and to measure background counting rates. The relatively slow manoeuvre rates of EXOSAT (either 42, 85, or $170^\circ \text{ hr}^{-1}$), together with a good knowledge of the pointing direction during slews, allows the construction of a catalog with high sky-coverage and sensitivity. Slew manoeuvres were usually performed in three stages or legs, rather than along the great circles directly between sources. First there would be a slew to place the instruments' pointing axis 90° from the Sun (at a β angle of 90°), followed by a slew along the $\beta = 90^\circ$ line and then a final slew off the $\beta = 90^\circ$ line to the new pointing position. Apart from maximizing the efficiency of solar power collection, this procedure resulted in greater sky coverage than if the slews were along connecting great circles. During EXOSAT operations the ME

Send offprint requests to: A.P. Reynolds: areynold@astro.estec.esa.nl

slew data were routinely checked for the presence of X-ray sources. This led to the discovery of four previously unknown X-ray sources, all of which were found to be X-ray binaries (see White & Peacock 1988).

2. The Medium Energy Detector Array

2.1. The detectors

The performance of the ME is summarized in Table 1. The ME comprised 8 individual detectors, each of which consisted of an Ar/CO₂ and a Xe/CO₂ gas filled multi-wire proportional counter separated by a 1.5 mm thick Be intermediate window (Fig. 1). An X-ray collimator, made from lead-glass microchannel plates was mounted in front of each detector. Anticoincidence and pulse rise time techniques were used to reduce the particle background. The ME operated well throughout the mission with one of the detectors failing on 1985 August 20. Problems with detector breakdown at the start of the mission were solved by operating the Ar counters at a lower overall gain setting. This resulted in pulse-height analyzer (PHA) channel 128 corresponding to an energy of ~ 50 keV.

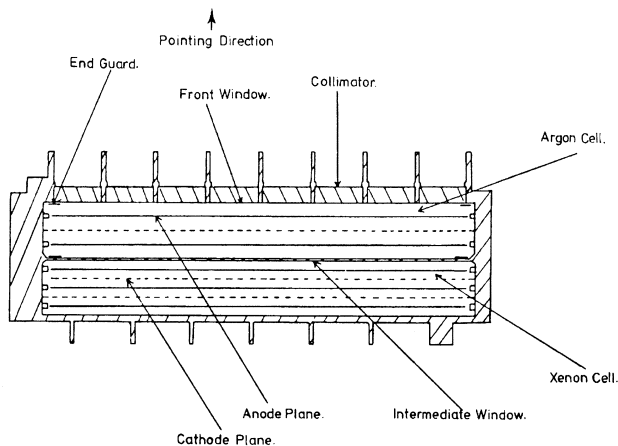


Fig. 1. Cross-section of an ME detector

2.2. Background

The ME background was usually stable with time and dominated by particle-induced events from the solar wind and events from the radioactive lines of residual Plutonium in the Be windows and detector bodies. The contribution of the extragalactic X-ray background was $<1\%$ of the total Ar background counting rate. After anticoincidence rejection of particle-induced events the typical 1–8 keV Ar background count rates was $3.8 \text{ s}^{-1} \text{ detector}^{-1}$. Occasional background flares occurred simultaneously in

some or all of the detectors and were caused by enhancements in the solar wind. For normal observations longer than ~ 5000 s, the ME was limited by systematic effects in the background subtraction to detections of $\gtrsim 0.5 \times 10^{-11} \text{ erg cm}^{-2} \text{ s}^{-1}$.

2.3. Field of view

The ME field of view (FOV) was defined by collimators which had a rectangular aperture with an average full-width half-maximum (FWHM) of $45'$ and a flat top of $\sim 7'$ (Fig. 2). Details are to be found in Gottwald (1984) and Kuulkers (1995). Figure 2 shows a labeled schematic model of the collimator response. The 8 detectors were grouped into four pairs or “quadrants”, each of which could be offset by up to $120'$ from the aligned position. For most targets, two quadrants (one half of the ME) would be aligned and pointed at the target, while the remaining quadrants would be offset and pointed at two adjacent regions of sky in order to monitor the background counting rate. For bright sources, where background subtraction is not so critical, the ME could be operated with all four quadrants observing the source. The orientations of the quadrants are stored in the spacecraft pointing files, which were updated every 60 s.

2.4. Additional slew observations

As well as the slew manoeuvres required to move between scheduled pointings, EXOSAT performed a series of scans along parts of the galactic plane as part of the scientific program. The results are presented in Warwick et al. (1985, 1988) and are not included in the EXMS.

Table 1. Properties of the EXOSAT ME

Geometric Area (8 detectors)	1600 cm ²
Field of view (FWHM)	$\sim 45' \times 45'$
Ar counter energy range	1–20 keV
Xe counter energy range	5–50 keV
Number of PHA channels	128 + 128 (Ar and Xe)
Energy Resolution (Ar)	$49/E(\text{keV})^{0.5} \%$ FWHM
1–8 keV Background (8 detectors)	21 counts s ⁻¹

3. The EXOSAT ME slew survey catalog (EXMS)

3.1. Data selection

As part of the routine data processing during the EXOSAT post-operational phase, slew lightcurves covering the energy ranges 1–8 keV and 10–18 keV were systematically produced. If data were available for individual

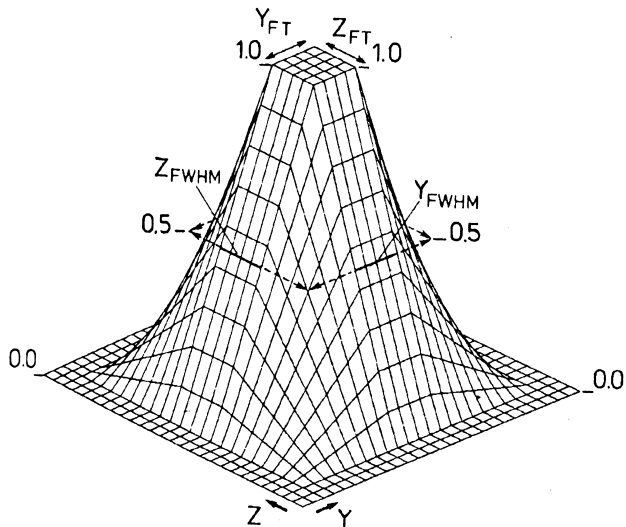


Fig. 2. A schematic model of an idealized ME collimator response (Kuulkers 1995). Slew directions were always parallel to the Y or Z axes. The flat top (Y_{FT} , Z_{FT}) to the collimator response had approximately equal sides of length 7 arc mins. The numbers indicate the relative transmission

detectors or quadrants, then three lightcurves were produced for each energy range and time interval; one for the two aligned quadrants and one for each of the offset quadrants (since they pointed in different directions on the sky). If data were only available for each half-array, then separate lightcurves for the aligned and offset quadrants were produced for each energy range. In this case, a source detected in an offset quadrant could not always be unambiguously located on the sky, since the counts may have arisen from one of two separate locations. In the cases when a single data stream covering the entire detector was selected, only a single set of lightcurves covering both the aligned and offset quadrants was produced. The time taken for a source to pass through a FOV is dependent on the slew rate, which was nominally 42° hr^{-1} , with two faster speeds of 85 and $170^\circ \text{ hr}^{-1}$ also used. At the slowest rate, a source would take 135 s to pass completely through the FOV, from zero response to zero response. The 1–8 keV energy range was chosen since this is where the residual background in the ME was lowest and the sensitivity highest for a source with a typical X-ray spectrum. The 10–18 keV energy range was chosen to sample the solar particle induced background counting rate; the contribution of most X-ray sources in this energy range being small. The slew lightcurves were accumulated with a binning time of 10 s. This was chosen to allow a uni-

form set of lightcurves to be produced, since all the ME data configurations provided spectra with 10 s or faster time resolution, while allowing the collimator profile to be adequately sampled while slewing.

3.2. Exposure map

Data from a total of 1765 slews, >99% of the total were processed. Figure 3 is an exposure map of the data used to construct this catalog. The map was generated by first calculating the region of sky swept out by each quadrant on the celestial sphere, using the positional information in the spacecraft pointing files. The sky was then divided into cells of width 0.25° , and each cell was assigned an effective exposure, dependent on the slew rate and the distance of the cell from the centroid of the collimator. Individual cells were often slewed over repeatedly, especially near the ecliptic poles, and the effective exposures were updated for each subsequent slew over a given cell. These values were then converted into contours and plotted in a Hammer-Aitoff projection using Galactic coordinates. The efficiency of sky coverage was high: 98% of the sky was slewed over at least once, while 85% received an exposure of >60 s. The few regions of the sky which were not slewed over at all, or had exposures <3 s, or where there is no pointing data, are indicated in black. All other areas received exposures between 3 s and 6000 s. This compares favorably with the exposure obtained by the *Einstein* slew survey, where useful sensitivity was only obtained for 50% of the sky (Elvis et al. 1992). As in the *Einstein* slew survey, the areas of sky which received the highest exposure are near the ecliptic poles, but unlike the latter the Galactic plane is also well-sampled, since there was no requirement to avoid slewing across bright sources. This means that the slew survey (hereafter EXMS) is expected to be rich in compact X-ray sources.

A schematic diagram of a typical three-legged slew is shown in Fig. 4. The direction of slew is always parallel to one edge of the rectangular FOV. In Fig. 5 the region of the sky swept out by a real three-legged slew is shown. In the first, second, and third legs, the FOVs swept out two, three and two strips of sky, respectively. The differing paths swept out by the aligned and offset quadrants are shown, together with the positions of the eight detected sources.

3.3. Source detection

To illustrate the quality and type of data available in the EXMS, Fig. 6 shows representative 1–8 keV lightcurves for a slew across a crowded region of sky (the same slew as illustrated in Fig. 5). The three panels show lightcurves for the aligned and two offset quadrants. One source (4U 1627–673) is seen in the two offset quadrants at different times (separated by 240 s). All count rates are normalized to $\text{s}^{-1} \text{ half}^{-1}$ (4 detectors), but no correction for

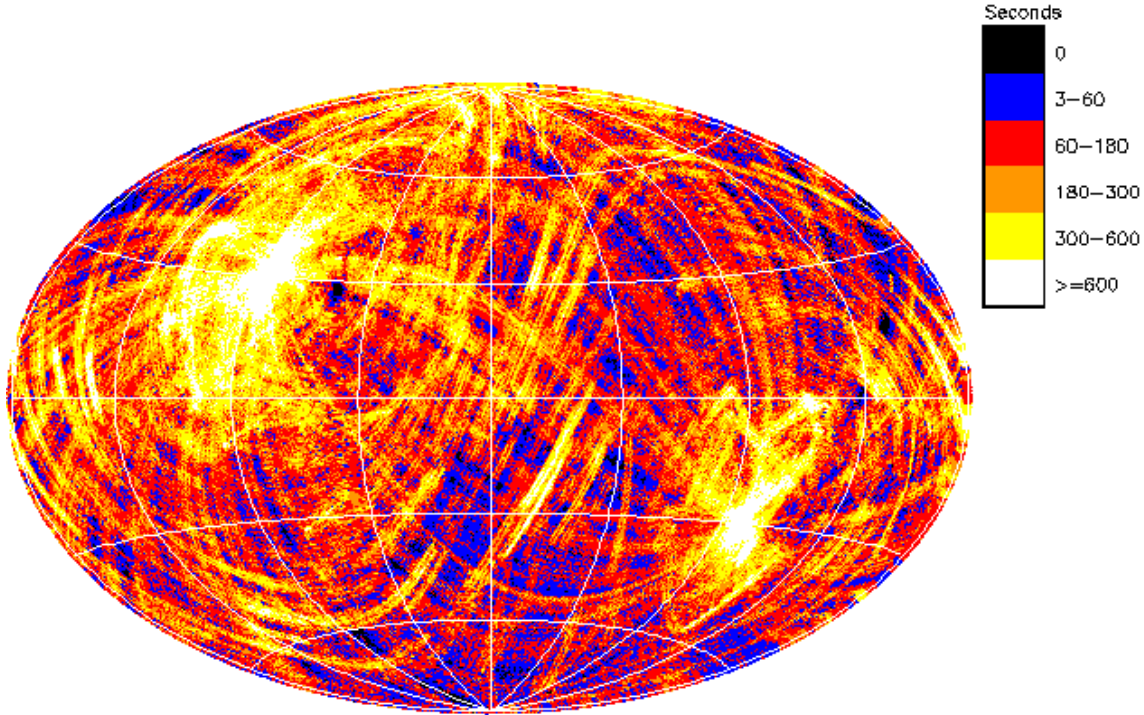


Fig. 3. Exposure map for the complete EXMS catalog in galactic coordinates. Areas which were never slewed over, or had exposures of <3 s are shaded black. All colored regions received an exposure of ≥ 3 s. Areas colored white received exposures >600 s. 98% of the sky was slewed over at least once and 85% of the sky received an exposure of >60 s

collimator losses has been applied. The lightcurves are not background subtracted and the nominal background counting rate of $\sim 15 \text{ s}^{-1}$ half $^{-1}$ is visible whenever there are no sources in the FOV. The 3 slew legs can be seen in the lightcurves since there are missing data between the slew legs (just after 16 hr and just before 16.6 hr). This is due to data from contiguous intervals of less than 5 minutes duration not being stored on EXOSAT data tapes.

The slew lightcurves were systematically searched for sources passing through the FOV by modeling the observed time-dependent 1–8 keV count rate, R_{1-8} , by:

$$R_{1-8}(T) = SH(T - T_s) + kR_{10-18}(T)$$

The source term depends on the source count rate, S , the time of transit through the collimator center, T_s , and the collimator profile $H(T - T_s)$ determined by the slew rate. The 1–8 keV background count rate was assumed to be linearly related through a constant, k , to the 10–18 keV count rate, R_{10-18} . This was verified by inspection of the lightcurves which showed that only sources with

peak count rates $\gtrsim 100 \text{ s}^{-1}$ were detected in the 10–18 keV energy range. This approach is successful in excluding the type of background events illustrated in the upper panel of Fig. 6, in which short-term increases in the solar particle flux can mimic the intensity profile of an Z-ray source.

For a fixed T_s best-fit parameters S and k were determined by maximum likelihood. Candidate detections were initially identified in a coarse search in T_s , after which parameters and their uncertainties were precisely calculated. The transit of some strong sources can be located to <0.1 s. Occasionally, it was necessary to fit two sources simultaneously. The limiting 1–8 keV sensitivity, when no confusing sources are present, is estimated to be $3 \times 10^{-11} \text{ erg cm}^{-2} \text{ s}^{-1}$ at the slowest slew rate. The source best-fit locations and error boxes were reconstructed using the values of T_s and ΔT_s by parabolic interpolation from the positions contained in the pointing files. A total of 1210 detections were made in this way and are shown in galactic coordinates in Fig. 9.

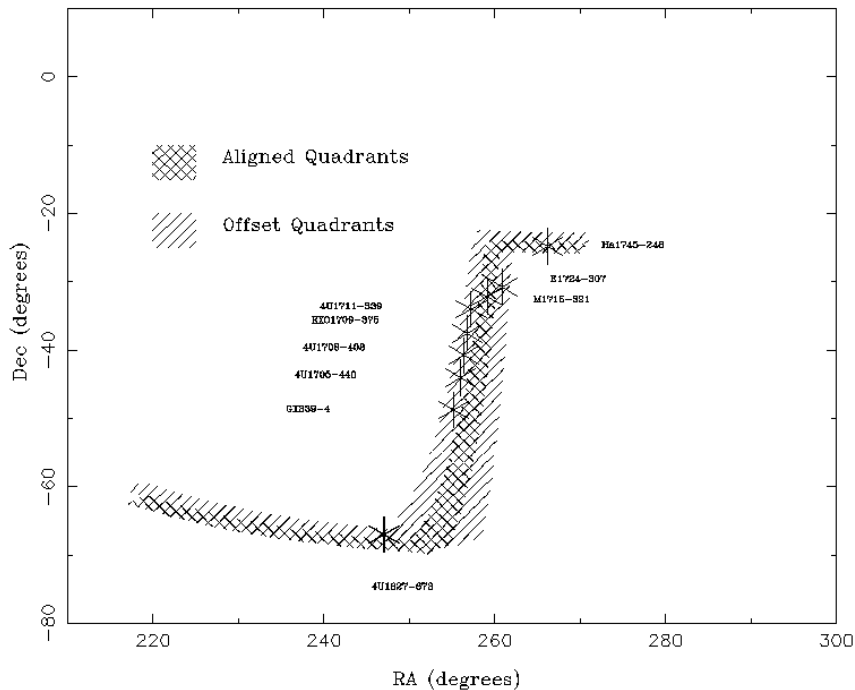


Fig. 5. The “footprint” of a representative three-legged slew showing the area of sky observed. The hatched and cross-hatched areas show the area covered by the offset and aligned quadrants, respectively. The start of the slew was in the lower left corner. The variation in the width of the footprint results from the projection onto equatorial coordinates. The positions of the sources identified in Fig. 6 are marked with stars

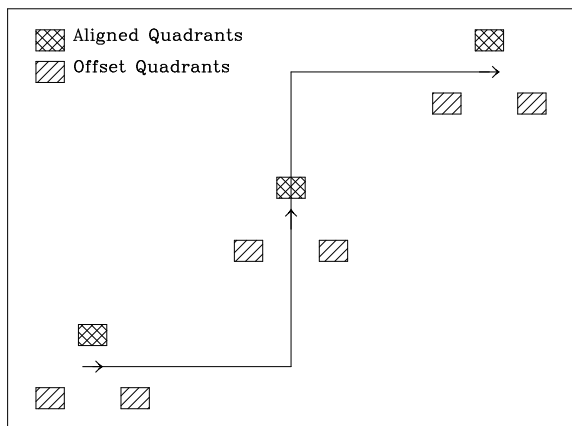


Fig. 4. Schematic diagram of a three-legged slew, with the four quadrants of the ME arranged in the usual combination of two aligned and two offset. The squares indicate the FOVs of each quadrant and are not to scale. Slew directions were always parallel to one edge of the FOV

If the fit to the collimator profile is formally acceptable, the time of maximum intensity corresponds to the position of the quadrant when the source passed through its midline. Hence, source positions can be well localized in the direction of slew, but the position perpendicular to the slew axis is constrained only by the width of the FOV, unless assumptions about the source intensity are made. This means that, for the majority of sources, the uncertainty regions are narrow in the slew direction and much broader perpendicular to it.

The mean length of the narrow side of the 1210 uncertainty regions is $(6.30 \pm 0.12)'$; (all errors are given at 68% confidence). In Fig. 7 a schematic diagram of a typical EXMS uncertainty region is shown defining the different offsets which are referred to later. In Fig. 8 the lengths of the narrow sides are plotted against uncorrected source counts for the 1210 detections. This demonstrates that the brightest detections tend to have the narrowest uncertainty regions, as expected. Since these regions are constructed under the assumption of a constant source intensity, it is to be expected that some identifications will lie outside their formal uncertainty region (see Fig. 7). Also seen in Fig. 8 is the effect of the different slew rates on

the width of the uncertainty region for a given count rate, leading to three distinct clusterings of points, superimposed on the scatter caused mainly by source variability.

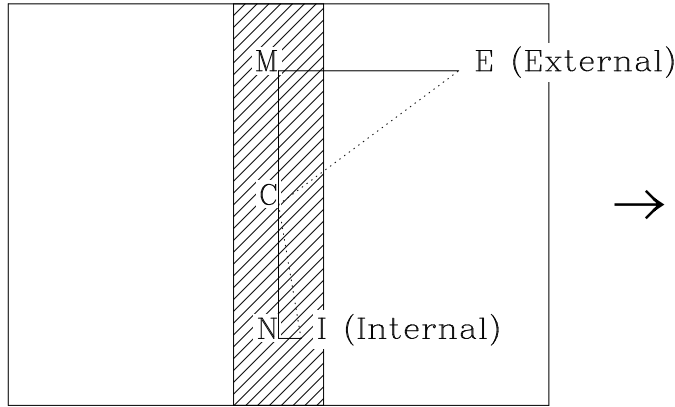


Fig. 7. Schematic diagram of a formal EXMS uncertainty region, shown as a hatched rectangle within the rectangular FOV. The arrow shows the slew direction. The source positions I and E are internal and external to the uncertainty region, respectively. C is the uncertainty region centroid. EC and IC are the distances between sources E and I and the centroid. EM and IN are the parallel, or vector, offsets in the direction parallel to the slew. CM and CN are the distances which determine the correction for collimator transmission

3.4. Source identification

Where possible, sources responsible for the 1210 detections have been identified by correlation against previous catalogs. The procedure is to determine all the sources which fall within the 99.7% confidence uncertainty region for a particular detection. This may include entries from more than one catalog. A preferred identification is then made using a hierarchical selection scheme. The following catalogs were used to generate possible identifications, and are listed in hierarchical order:

- XRBCAT: A catalog of X-ray Binaries derived from van Paradijs (1995).
- RITTER: A catalog of cataclysmic variables, X-ray binaries and related objects, derived from Ritter (1990).
- VSTARS: The General Catalog of Variable Stars, derived from the 69th name list of variable stars (Kholopov et al. 1989).
- XRAY: A master catalog containing selected parameters from all X-ray catalogs present on the online system, including HEAO-1, *Einstein*, EXOSAT and ROSAT source catalogs.

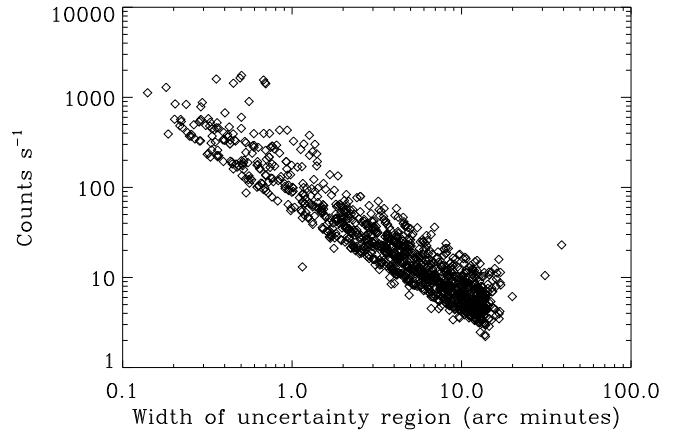


Fig. 8. Plot of the dimensions of the short sides of 1210 uncertainty regions against source count rate. The clustering of the data points into three distinct lines is a consequence of the three different slew rates, the slowest of which allowed sources to be localized most precisely

- VERON96: Derived from the 7th edition of the Catalog of Quasars and Active Galactic Nuclei by Veron-Cetty & Veron (1996).
- RADIO: A master catalog containing selected parameters from several radio source catalogs.

At the end of this search, a given detection would either have produced no identification, a single identification, or multiple candidates. In order to ensure that these identifications were always known X-ray emitters, a further search was made against the ROSAT All-Sky Survey Bright Source catalog (RASSBSC; Voges et al. 1996; 1998), which had not been incorporated into the XRAY catalog at the time of the initial search. The RASSBSC was used to validate all proposed identifications and to search for any additional candidates which were not present in the other catalogs. Consequently, after cross-checking against the RASSBSC, many candidate identifications derived from the VSTAR, RADIO and VERON96 catalogs were discarded. Known transient X-ray sources, and extended X-ray objects (which do not appear in the RASSBSC) are retained.

The sources found in the above searches are all within the formal uncertainty regions. However, apart from these “internal” sources, attention was also paid to any bright, time variable and/or extended sources whose derived positions were outside the formal uncertainty regions, but which still passed within the FOV during a slew. Such sources, typically X-ray binaries or supernova remnants, may well have incorrectly determined uncertainty regions due to time-variability, or their extended nature. In practise, whenever this occurred, there was little doubt that the

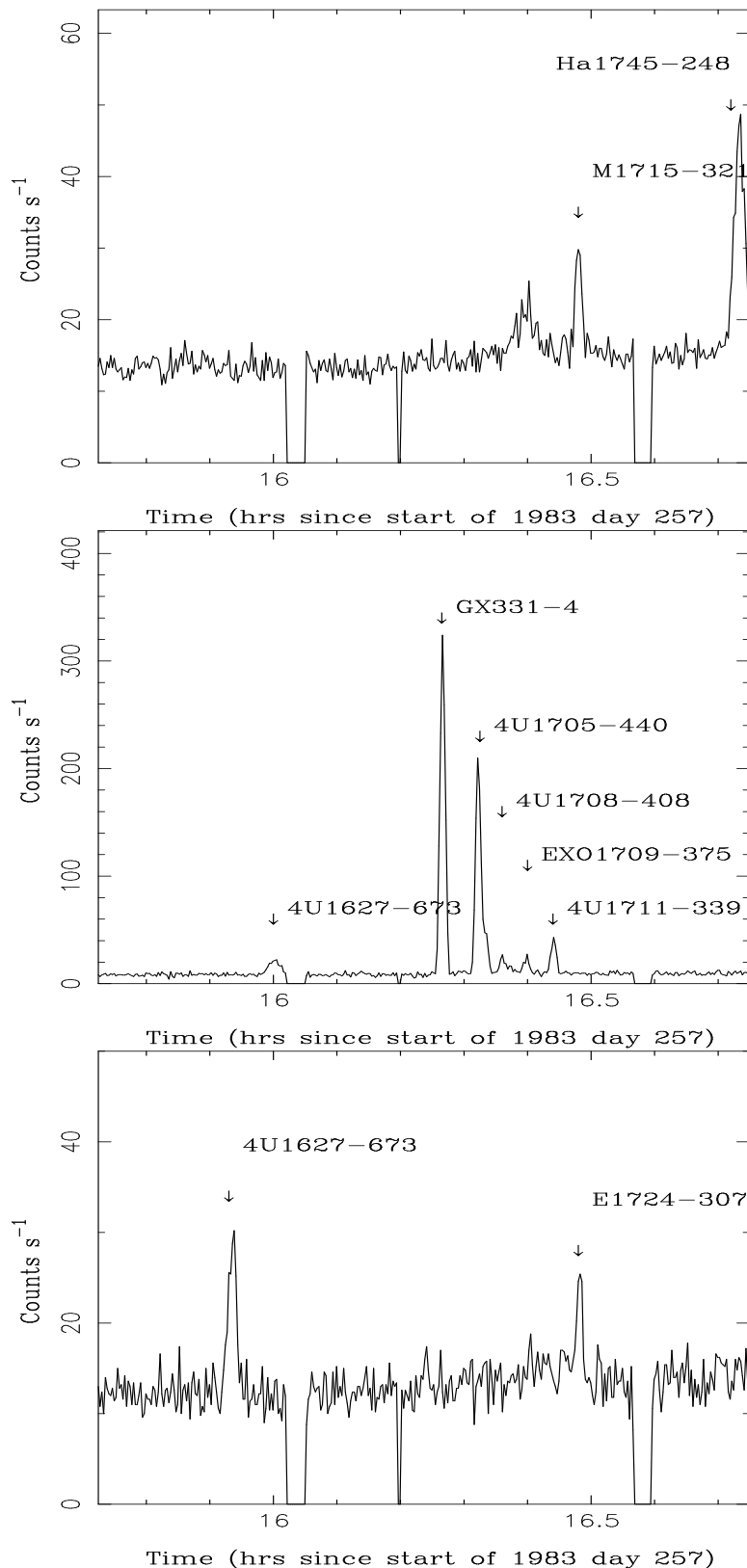


Fig. 6. Lightcurves obtained during a slew across a crowded region of sky, obtained from the two aligned quadrants (upper panel) and the two offset quadrants (middle and lower panels). No correction for collimator losses has been applied. Source identifications are given. The count enhancement at around 16.4 hr in the aligned quadrants is due to increased solar activity. The slew rates were 42° hr^{-1} , 85° hr^{-1} and 42° hr^{-1} during the first, second, and third slew legs, respectively. The intervals of missing data correspond to the breaks between slew legs. Note that 4U 1627-673 was detected in both offset quadrants separated by 240 s

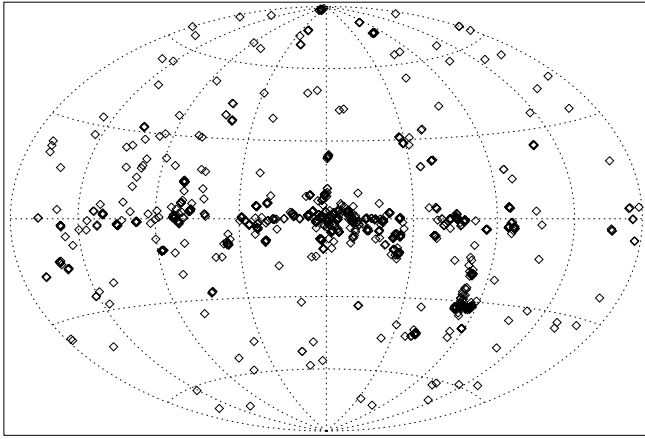


Fig. 9. The 1210 EXMS detections in galactic coordinates. The predominance of galactic plane and Magellanic cloud sources is evident

detection was due to the “external” source, since there was either no candidate in the uncertainty region, or a source not known to be a strong X-ray emitter.

Some sources are considered confused; i.e., while it is likely that the majority of counts originate from the object proposed as the identification, the RASSBSC indicates that at least one fainter source was present in the uncertainty region. The fainter source *may* therefore contribute to the signal. The criterion used for classifying a source as confused is that the brightest RASSBSC source must be at least four times brighter than any other source within the uncertainty region. Where this is not the case (ie where the RASSBSC sources differ by less than a factor of four in brightness) no single identification is proposed. In this case we assume that the brightest RASSBSC source (based on 0.1–2.4 keV ROSAT Position Sensitive Proportional Counter countrates) is also the brightest in the 1–8 keV EXMS range.

Table 2. Counterpart statistics and flag values

Flag	N_{samp}	%	N_{int}^a	N_{ext}^b	Comment
4	617	51 %	1	0	Internal
3	355	29 %	0	1	External
2	20	2 %	>1	0	Confused
1	58	5 %	>1	0	Multiple
0	160	13 %	0	0	Unidentified

^aNumber of sources within the uncertainty region.

^bNumber of sources outside the uncertainty region, but within the FOV.

Flags have been assigned to all entries to distinguish the type of identification; they may also be considered as approximate quality flags. This scheme is summarized in Table 2, together with the numbers and percentages of sources in each category. 51% of the entries in the slew survey are identified with confidence - “internal” sources where the most likely X-ray source also lies within the uncertainty region. A further 29% of entries consist of identified sources which lie outside their formal uncertainty regions. Although these identifications are considered secure, the derived count rates are likely to contain larger errors than the internal sample, due to the error in the initial fit to the lightcurve (this problem is particularly severe for X-ray pulsars where the duty cycle of the pulsations may be $\lesssim 50\%$). The mean reduced χ^2 for the internal sample is 1.3, whereas that for the external sources it is 48. The majority of these identifications are X-ray binaries. Hence, 82% of the entries are given single identifications, similar to the identified fraction in the *Einstein* slew survey. A further 2% of sources are “confused” - there is a fainter source (at least *four times fainter*, based on RASSBSC count rates) present in the uncertainty bound.

A further 5% of entries consist of cases where multiple sources of similar brightness lie within the formal uncertainty region. 13% of the entries cannot be identified with any known X-ray emitters, either because there are no X-ray emitters in the vicinity or there is significant doubt about the likely identification. In the case of the 82% of entries where one identification is proposed (sources with Flags of 2, 3, and 4), the count rates given in Table 3 are corrected for collimator transmission. This is achieved by calculating the offset of the source (based on its catalog coordinates) from the centroid of the detector (see line CM in Fig. 7). The correction is proportional to this offset, except for the small “flat-top” at the center of the

FOV (see Fig. 2). In addition, count rates are normalized to count s^{-1} half $^{-1}$, ensuring consistency with the count rates present in the ME database.

Information on the 992 sources with single identifications is presented in Table 3. The first column is a designation in the form EXMS BHHMM+DDd, where HHMM and DDd are the RA and Decl. of the uncertainty region centroid in epoch 1950 coordinates. (Note: in order to maximise the usefulness of Tables 3, 4 and 5, all coordinates therein are presented for epoch 2000, although all prior catalog searches and computations were performed using epoch 1950 coordinates).

Most detections have a unique EXMS classification. In cases where the classification is not unique, designators in the form (A), (B), etc are appended. In order to usefully group identifications, detections have been ordered in RA of the proposed candidate. Detections with the same coordinate (but unique designator) may be split between tables depending on the category of the identification. In cases where an identified source was observed more than once, the entries are additionally ordered by detection time. The format for the time entries is YYYY/DDD HH:MM, indicating an observation at MM minutes after HH hours on day DDD of year YYYY. The proposed identifications are given (truncated to 18 characters), followed by a “type” string which gives the first three letters of the catalog from which the identification was drawn (see the list of catalogs above), or the object category. The object categories are XRB: X-ray binaries; SNR: supernova remnant; CLU: cluster of galaxies; and AGN: active galactic nucleus. In this context we adopt the widest possible meaning of the term AGN, including Seyfert galaxies, BL Laceratae objects, QSOs, quasars, Radio Galaxies and Optical Violent Variables (OVVs). The next parameters are the collimator corrected count rate, together with the χ^2 of the fit to the light curve and the number of degrees of freedom (dof). Large values of χ^2/dof may indicate source variability. Parameter λ is the likelihood detection statistic which is the difference in the logarithm of the likelihood between the best-fit and null-hypothesis models with no source present. In the null-hypothesis, 2λ is expected to be distributed as χ^2 . Flag values are given under the column labelled “F”, (ranging between 2 and 4 for this sample). Finally, the collimator distances, D, (CM in Fig. 7) are given in arc minutes. Detections with collimator distances $\gtrsim 30'$ may contain large errors in their corrected count rates and should be treated with caution. Remarks on individual entries are given in Sect. 3.5.

The 58 detections with multiple candidates (Flag=1) are summarized in Table 4. The names of the proposed candidates are stored in a string, the first 20 characters of which are printed in Table 4, together with the number of possible identifications, N_{mult} . The count rates given are raw values, uncorrected for collimator transmission. More information on the proposed candidates is given in Sect. 3.5.

Table 5 contains information on the 160 unidentified detections (Flag=0). In this case, in addition to the coordinates of the centroid of the uncertainty region, positions of the four bounding corners are also given (in decimal format for brevity), under columns labelled C1 to C4. Again, the count rates are uncorrected for collimator transmission.

3.5. Remarks on individual catalog entries

Comments are provided for individual catalog entries, referenced by their EXMS designations (see Tables 3-5), below.

EXMS B0016-722 — AQ Tuc lies within the uncertainty region and is within $10'$ of 5 X-ray sources. Globular cluster 47 Tuc is nearby.

EXMS B0029-841 — Four PKS sources lie within the uncertainty region, but none are cataloged X-ray emitters.

EXMS B0110+649 — The XRB 2S 0114+65 is nearby.

EXMS B0113-417 — UV Phe lies within the uncertainty region, but is not a cataloged X-ray emitter. The RASSBSC source adopted as the identification is consistent with the location of a cataloged X-ray emitting Seyfert galaxy.

EXMS B0114+005 — 1RXSJ011704.2+000025 may be associated with E 0114.4–0015, a Seyfert 1.

EXMS B0121+341 — NGC 513 lies within the uncertainty region. It is not a cataloged X-ray emitter but is bright and close.

EXMS B0245-420 — DK Eri lies within the uncertainty region, but is not a cataloged X-ray emitter.

EXMS B0250+415 — Two X-ray counterparts of NGC 1129. Multiple entries are 1H 0251+414 and IPC 025113+41.

EXMS B0250+417 — 1H 0251+414 and IPC 025113+41 are two X-ray counterparts of NGC 1129.

EXMS B0250+418 — see above.

EXMS B0252-417 — PKS 0252–41 lies within the uncertainty region, but is not a cataloged X-ray emitter.

EXMS B0252+415 — an unidentified source possibly associated with the above object. Another unidentified source, EXMS B0252+411, lies less than one degree away.

EXMS B0252+411 — see above.

EXMS B0309-317 — PKS 0309–31 lies within the uncertainty region, but is not a cataloged X-ray emitter.

EXMS B0310+411 — May be NGC 1275 or Mrk1073.

EXMS B0402-654 — PKS 0403–65 lies within the uncertainty region but is not a cataloged X-ray emitter.

EXMS B0431-613B — PKS 0429–61 lies within the uncertainty region, but is not a cataloged X-ray emitter.

EXMS B0439-129 — PKS 0436–129 lies within the uncertainty region but is not a cataloged X-ray emitter.

EXMS B0446+447 — 4C +44.12 and 4C +44.13, cataloged X-ray emitting sources in 3C129, lie within the uncertainty region.

EXMS B0525-329 — MS 05267–3301 lies within the uncertainty region, but is not a cataloged X-ray emitter.

EXMS B0529-650 — The proposed RASSBSC identification is near the transient X-ray binary EXO 53109–66.

EXMS B0559-664 — possibility of confusion with A 0535–668. Four RASSBSC sources within uncertainty region.

EXMS B0532-664B — see above.

EXMS B0533-663B — see above.

EXMS B0533-662A — see above.

EXMS B0534-657 — see above.

EXMS B0537-713 — Probably an LMC object; LMC X-1 and X-2 were both slewed over near the detection time, although neither fell within the uncertainty region, but the raw (and collimator corrected) count rate is too high for either. PKS 0531–71 lies within the uncertainty region, but is not a cataloged X-ray emitter.

EXMS B0601-701 — an unidentified source less than one degree from another unidentified source, EXMS B0606-697.

EXMS B0606-697 — see above.

EXMS B0607-712 — PKS 0611–71 lies within the uncertainty region, but is not a cataloged X-ray emitter. An unidentified source, EXMS B0610-714, lies less than one degree away.

EXMS B0610-714 — see above.

EXMS B0613+228 — Two obscure radio sources, PKS 0615+22 and 4C +22.14, neither cataloged as an X-ray emitter.

EXMS B0613+229 — 4C +22.14 lies within the uncertainty region, but is not a cataloged X-ray emitter.

EXMS B0629-713 — an unidentified source less than one degree from another unidentified source, EXMS B0640-715.

EXMS B0640-715 — see above.

EXMS B0648-698 — PKS 0650–70 lies within the uncertainty region, but is not a cataloged X-ray emitter.

EXMS B0654-559 — PKS 0649–55 lies within the uncertainty region, but is not a cataloged X-ray emitter.

EXMS B0655-707 — an unidentified source less than one degree from another unidentified source, EXMS B0656-697.

EXMS B0656-697 — see above.

EXMS B0658+753 — 4C +74.12 lies within the uncertainty region, but is not a cataloged X-ray emitter.

EXMS B0821-425A — 1ES 0821–426 is a cataloged X-ray source.

EXMS B0821-425B — an unidentified source which might be associated with the above, although it does not lie within the uncertainty region.

EXMS B0820-424 — see above.

EXMS B0823-426 — see above.

EXMS B0834-428 — probably G0834-430 and/or 4U0836-429; both were slewed over near the detection time though neither falls within the uncertainty region.

EXMS B0834+254 — Two extragalactic objects, Mrk1218 and B2 0834+25 lie within the uncertainty region but only Mrk1218 is a cataloged X-ray emitter.

EXMS B0912+354 — 4C +34.31 lies within the uncertainty region, but is not a cataloged X-ray emitter.

EXMS B0917-549 — PKS 0916–54 lies within the uncertainty region, but is not a cataloged X-ray emitter.

EXMS B0923-308 — PKS 0923–30 lies within the uncertainty region, but is not a cataloged X-ray emitter. The proposed RASSBSC identification is near X-ray source 1H 0919–312.

EXMS B1042-599 — Eta Carinae lies within the uncertainty region, but is inconsistent with the position of the RASSBSC source.

EXMS B1044-595 — see above.

EXMS B1043-593 — see above.

EXMS B1040-593 — see above.

EXMS B1049+385 — B2 1049+38, a high-redshift radio galaxy (or possibly Seyfert 2), lies within the uncertainty region but is not a cataloged X-ray emitter.

EXMS B1123-588 — The proposed RASSBSC identification may be associated with the X-ray emitting SNR MSH11-54.

EXMS B1153+317 — 4C +31.38 lies within the uncertainty region but is not a cataloged X-ray emitter.

EXMS B1213+038 — The uncertainty region contains several radio sources, one of which (4C +04.41) corresponds to X-ray source 1ES 1215+039.

EXMS B1155-187 — Three obscure emission line galaxies lie within the uncertainty region.

EXMS B1235+708 — 4C +70.13 lies within the uncertainty region, but is not a cataloged X-ray emitter.

EXMS B1246-410B — ESO 323-G32 is a Seyfert 2 in cluster A3526.

EXMS B1254+276 — multiple unclassified AGN in Veron catalog. Multiple entries all have name UNKNOWN.

EXMS B1324-312 — A3558 is a cataloged X-ray emitter.

EXMS B1415+253 — NGC 5548 and 1E 14156+259 are two X-ray emitting AGN.

EXMS B1415+255 — see above.

EXMS B1416+256 — see above.

EXMS B1517-613 — TrA X-1 was slewed over near the detection time but would have appeared near the edge of the wrong quadrant.

EXMS B1525+525 — 4C +52.35 lies within the uncertainty region but is not a cataloged X-ray emitter.

EXMS B1550-609 — 4U1543-624 and 4U1556-605 were both slewed over near the detection time, but neither fell within the uncertainty region.

EXMS B1611-508 — HW Nor is within 10' of 18 X-ray sources.

EXMS B1637-671 — 4U1627-673 was slewed over near the time of detection but would have appeared in the wrong quadrant.

EXMS B1658-228A — an unidentified source less than a degree from another unidentified source, EXMS B1658-228B.

EXMS B1658-228B — see above.

EXMS B1702-429 — probably 4U1705-440 and/or 4U1702-429; both were slewed over near the detection time though neither falls within the uncertainty region.

EXMS B1719-436 — an unidentified source less than a degree from another unidentified source, EXMS B1722-442.

EXMS B1722-442 — see above.

EXMS B1721-231A — an unidentified source less than a degree from two other unidentified sources, EXMS B1721-231B and EXMS B1721-231C.

EXMS B1721-231B — see above.

EXMS B1721-231C — see above.

EXMS B1730-445 — 4U1735-444 passed slightly beyond the field of view near the time of the detection.

EXMS B1734-155 — TX Ser lies within the uncertainty region and is within 10' of 1RXS J173735.1-152357 and 2E 1734.7-1522.

EXMS B1741-337 — PKS 1742-337 lies within the uncertainty region, but is not a cataloged X-ray emitter.

EXMS B1743-300A — probably GC X-1 or one of the many nearby objects, most of which were slewed over but none of which fell within the uncertainty region.

EXMS B1743-300B — see above.

EXMS B1743-303B — probably one or more of the many Galactic Center objects including SL1744-300 and neighboring sources, many of which were slewed over but none of which fell within the uncertainty region.

EXMS B1747-366 — probably 4U1746-360 and/or A1744-361; both were slewed over near the detection time though neither falls within the uncertainty region.

EXMS B1754-289 — an unidentified source less than a degree from another unidentified source, EXMS B1755-295.

EXMS B1755-295 — see above.

EXMS B1827-100 — an unidentified source less than a degree from another unidentified source, EXMS B1828-100.

EXMS B1828-100 — see above.

EXMS B1837-052 — Near the SNR G27.4+0.0.

EXMS B1846-029A — In addition to EXO1846-03, G1845-03 and A1845-024 were also slewed over near the detection time but neither fell within the uncertainty region.

EXMS B1905+009 — Probably 4U1905+000 and/or Aql X-1, both of which were slewed over but neither of which fell within the uncertainty region. V810 Aql does lie within the uncertainty region and within 10' of five Rosat sources.

EXMS B1906+007 — 4C +00.71 lies within the uncertainty region, but is not a cataloged X-ray emitter.

EXMS B1931+800 — 4C +79.20 lies within the uncertainty region, but is not a cataloged X-ray emitter.

EXMS B1948+113 — 4C +11.59 lies within the uncertainty region, but is not a cataloged X-ray emitter.

EXMS B1955+123 — an unidentified source less than a degree from 4U1957+115, and also another unidentified source, EXMS B1955+124.

EXMS B1955+124 — see above.

EXMS B2124+751 — 4C +74.27 lies within uncertainty region, but is not a cataloged X-ray emitter.

EXMS B2216-389 — Q2217-391, an extragalactic object, lies within the uncertainty region, but is not a cataloged X-ray emitter. 1H 2217-392 is a nearby stellar X-ray source.

EXMS B2232-734 — PKS 2238-73 lies within the uncertainty region but is not a cataloged X-ray emitter.

EXMS B2233-657 — PKS 2239-65 lies within the uncertainty region, but is not a cataloged X-ray emitter.

EXMS B2223-331 — PKS 2224-33 lies within the uncertainty region, but is not a cataloged X-ray emitter.

3.6. Systematic effects and accuracy of derived parameters

In order to establish that the catalog is free of obvious systematic errors, a large subsample of sources was studied in detail. The adopted subsample contains 463 slew sources which were assigned identifications from the XRBCAT database of X-ray binaries (van Paradijs 1995), and where the identifications lie within the formal uncertainty regions (Flag=4). Apart from the fact that this is the most numerous category of counterpart in the EXMS, these X-ray binaries have well defined positions and tend to be bright X-ray sources. This helps ensure that they can be detected near the edge of the FOV. The disadvantage with this population is their strong concentration towards the galactic plane, and their intrinsic variability. The behavior of the offsets between these sources and the center of their uncertainty regions was simulated and studied, as is now discussed.

3.6.1. FOV offset simulation

The offset of a given detection in the EXMS is simply the angular distance between the centroid of the uncertainty region and the catalog coordinates of the proposed identification. Since it is required that all identifications passed through the FOV, the maximum possible offset is given by the 45' FWHM of the collimator response. For simplicity the offsets are broken down into two components, defined in Fig. 7. The absolute offset for source E is the scalar distance EC and the vector offset is EM. Similar offsets are defined for internal sources.

Absolute offsets were derived for the 463 XRBCAT identifications in the EXMS, and these were then summed into bins of 6'0, resulting in the histogram of Fig. 10. In order to understand the shape of this distribution, a simulation was performed in the following manner. First, a

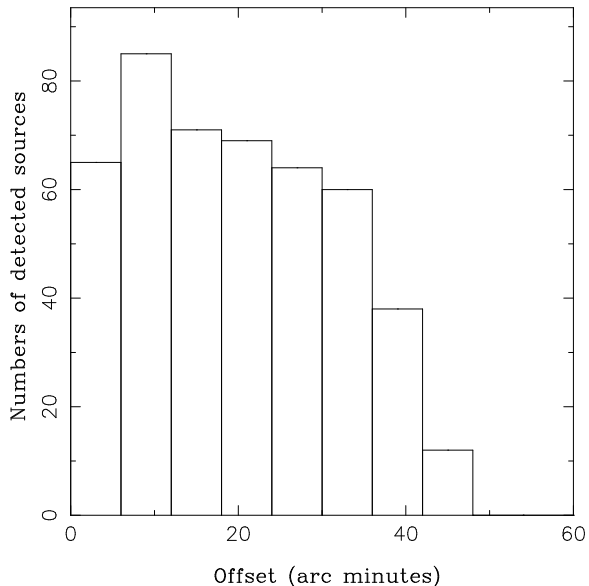


Fig. 10. The histogram of observed source offsets (in $6'0$ bins) for the 463 sources identified as X-ray binaries whose positions are within the formal uncertainty regions

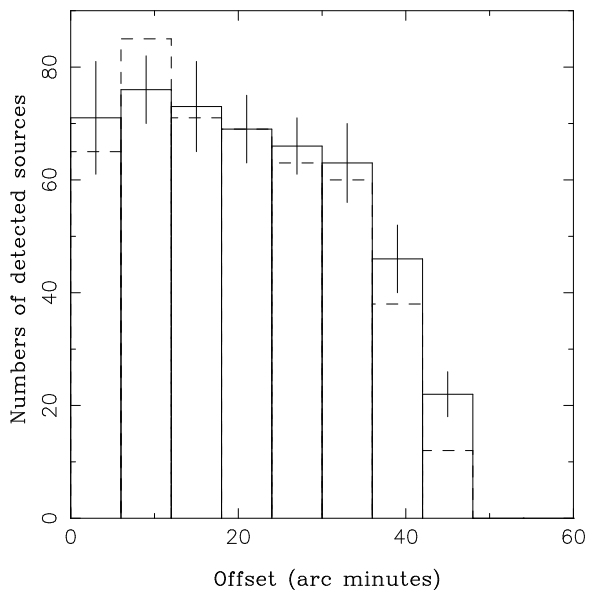


Fig. 11. A simulated histogram of source offsets (in $6'0$ bins) for 500 sources, produced by averaging ten simulations. The variance in each bin is shown by a vertical line. The observed histogram (Fig. 10) is plotted using a broken line

population of X-ray binaries was created with a realistic count rate distribution. This was achieved by correlating the XRBCAT against the ME database to obtain normalised ME counts for each matching source. Sources were then drawn randomly from this population and assigned random positions along a line, approximating the narrow uncertainty regions of the true sample. The *observed* counts of each source were then adjusted in accordance with the distance of the source from the center of the line, using the ME collimator response function. The average background count rate of the 1–8 keV lightcurves is $\sim 15 \text{ counts s}^{-1} \text{ half}^{-1}$, and this was adopted in the simulations. Since the background events are predominantly particle-induced, they are independent of collimator distance. As a consequence, faint sources are not detected unless they fall near the middle of the simulated FOV, but as such sources are more numerous, they play an important role in the shape of the offset histogram. The procedure was repeated until ≈ 460 sources had been detected. Since there are < 100 detections in each bin, the detailed shape of the histogram is dependent on statistical fluctuations. In order to characterize the shape and variance of a mean histogram, the results of ten independent simulations were averaged. The overall shape of the observed histogram is reproduced satisfactorily, with an approximately flat-topped distribution out to about 0.6 of the maximum offset (Fig. 11). In most bins, the real and simulated histograms agree within the variance of the simulation, and the small discrepancies that exist can be understood in terms of limitations in the simulation, particularly in the manner in which the detection threshold is modeled, and the fact that a few bright sources contribute predominantly to the detected numbers of sources in the high-offset bins.

Having established that the source offsets for this subsample are free of obvious systematic effects, the behavior of the vector component of the offsets which lie in the slew direction was examined. In the absence of systematic errors in the pointing and timing information, the resultant distribution of offsets should be clustered symmetrically around zero. This is indeed the case, as shown in Fig. 12, where the 463 vector offsets are plotted against raw count rate. The mean vector offset is consistent with zero: $(-0.01 \pm 0.20)'$. As is to be expected, the spread in the offsets is largest for the faintest sources.

The behavior of the absolute and vector offsets as a function of the elapsed time since the start of each slew was also examined, to ascertain whether the spacecraft attitude reconstruction gradually becomes less accurate. Since the slew durations vary from hundreds to thousands of seconds, the data span a wide time range, but it is clear (see Figs. 13 and 14) that the offsets appear random and independent of elapsed time.

Finally, the distributions of the absolute and vector offsets as a function of position in the sky were examined. Due to the sample being drawn solely from X-ray binaries,

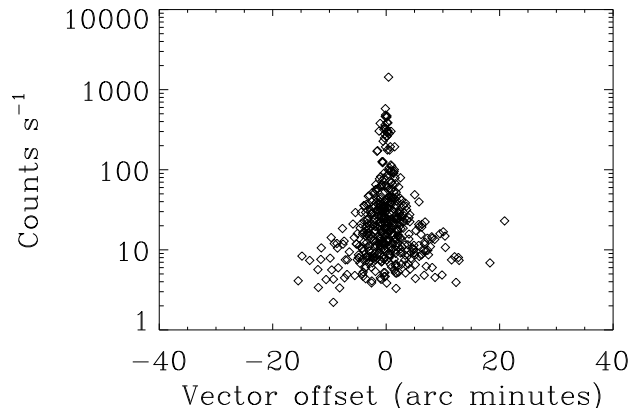


Fig. 12. Distribution of vector offsets (component of offset perpendicular to the direction of slew; vector EM in Fig. 7) for the 463 sources identified with X-ray binaries which also lie within the formal uncertainty regions

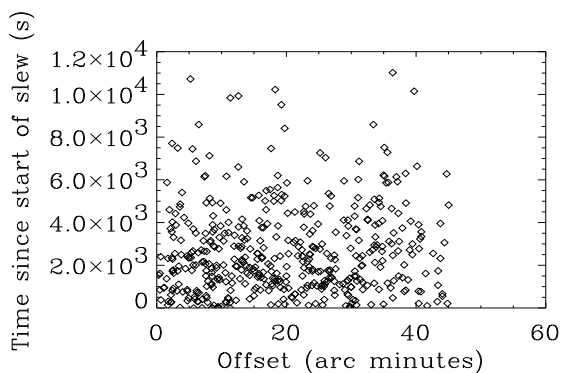


Fig. 13. Plot of absolute offsets (the distance EC in Fig. 7) against time since start of first slew leg, for the 463 sources identified with X-ray binaries which also lie within their own error boxes. No time-dependent effects are evident

the sources are clustered around the Galactic plane and the Magellanic clouds. This means that there are large areas of the sky where the offsets are not sampled. However, at least for the subsample, there is no suggestion of any position-dependent offset effects in either equatorial or Galactic coordinates (see Figs. 15 and 16 for the latter).

3.6.2. Count rate accuracy

Due to the variability of most X-ray sources, there are few sources in the EXMS which enable the accuracy of the derived count rates to be estimated. The brightest sources, such as X-ray binaries, are highly variable, while

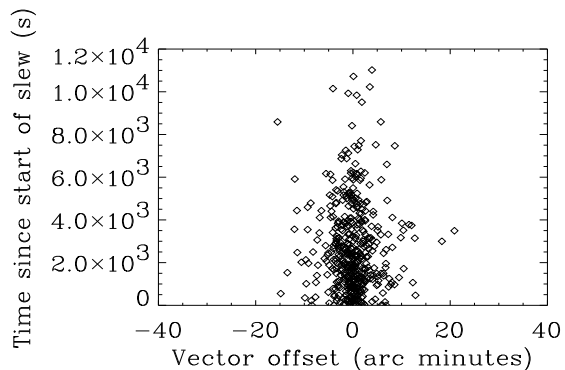


Fig. 14. Plot of vector offsets against time since start of first slew leg, for the same sample as in Fig. 12. Again no time-dependent effects are evident

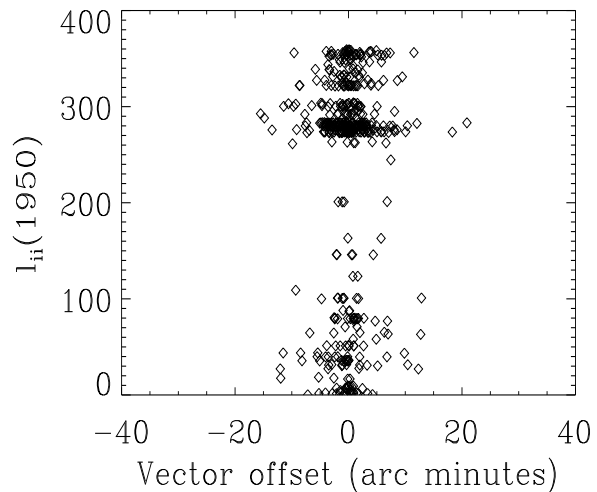


Fig. 15. Plot of vector offsets against galactic longitude, l_{II} , demonstrating the lack of any dependence

those sources which are time-invariant tend to be faint and extended (the latter leading to incorrectly estimated collimator corrections). Nevertheless, the observations of SNRs within the EXMS are in good agreement with the expected count rates based on ME pointed observations.

As an example, in 12 detections of Cas-A between 1983 and 1986, the derived EXMS count rates vary between 97 and 180 counts s^{-1} half $^{-1}$. Most values are between 100 and 120 counts s^{-1} half $^{-1}$, with a mean value of 114 ± 9 counts s^{-1} half $^{-1}$ (see Fig. 17). The detection with the highest count rate is also that with the largest offset distance of 35' (see Table 3). The extended nature

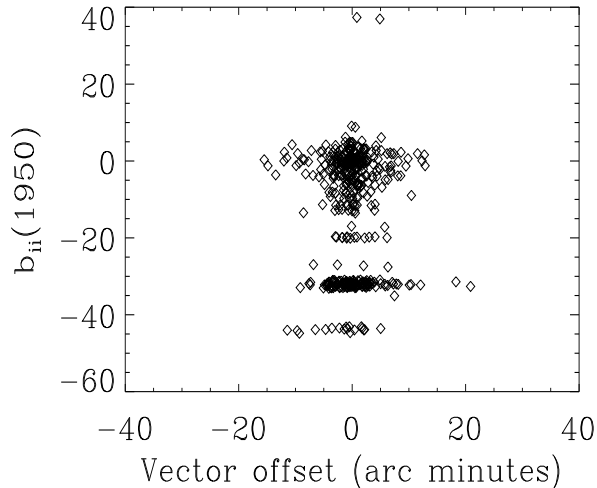


Fig. 16. As for Fig. 15, but for galactic latitude

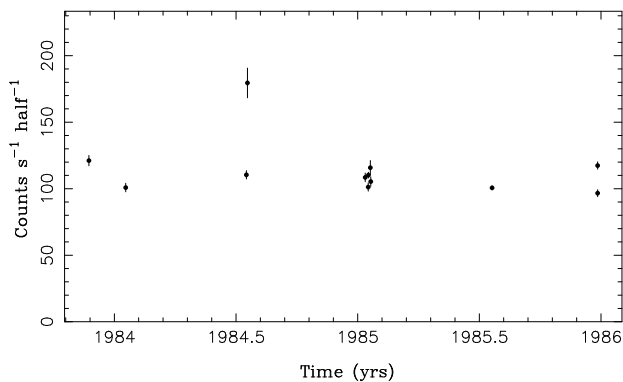


Fig. 17. EXMS collimator corrected count rates for the Cas-A SNR (assuming a point source). The expected count rate is $108 \text{ count s}^{-1} \text{ half}^{-1}$. With the exception of the measurement on 1984/201, which occurred at an offset of $35'$, the count rates lie within $\sim 15\%$ of the expected value

of the source leads to an overestimated collimator correction. However, the mean value is in good agreement with the count rate during the single pointed ME observation of Cas-A of $108 \text{ count s}^{-1} \text{ half}^{-1}$. Similar agreement is seen for the 15 slew detections of Tycho, with a mean value of $31 \pm 5 \text{ count s}^{-1} \text{ half}^{-1}$, compared with $32 \text{ count s}^{-1} \text{ half}^{-1}$ from two pointed observations (Fig. 18).

3.6.3. Count rate to flux conversion

An approximate conversion from count rate to flux may be obtained by noting that $1 \text{ ME count s}^{-1} \text{ half}^{-1}$ in

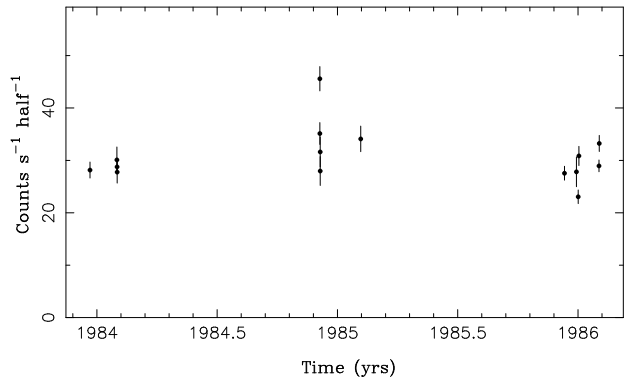


Fig. 18. Collimator corrected count rates for the Tycho SNR (assuming a point source). The expected count rate is $32 \text{ count s}^{-1} \text{ half}^{-1}$, consistent with the mean EXMS value of $31 \pm 5 \text{ count s}^{-1} \text{ half}^{-1}$

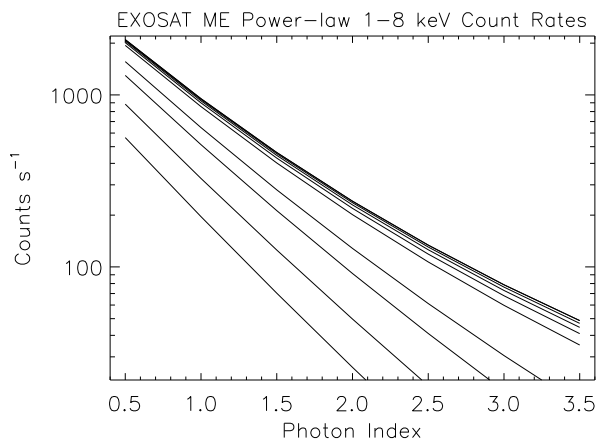


Fig. 19. Curves for converting from EXOSAT ME count rates to deadtime corrected fluxes for power-law spectra. From top to bottom, the curves give the predicted count rates for a spectral normalization of unity for N_{H} values of $<10^{21}$, 10^{21} , 2.5×10^{21} , 5×10^{21} , 10^{22} , 5×10^{22} , 10^{23} , 2.5×10^{23} , and $5 \times 10^{23} \text{ atoms cm}^{-2}$

the energy range 2–10 keV is approximately equal to $1.2 \times 10^{-11} \text{ erg cm}^{-2} \text{ s}^{-1}$. This conversion is dependent on spectral shape and curves for converting from the EXOSAT ME count rates given in Tables 3–5 to 1–8 keV fluxes are given in Fig. 19. This figure gives the conversion factors for a power-law model with photon indices between 0.5 and 3.5 and absorptions $<5 \times 10^{23} \text{ atoms cm}^{-2}$. The cataloged 1–8 keV count rate, c , should first be corrected for deadtime losses by multiplying it by an approximate deadtime factor, $d_{\text{time}} = 1.09 + 2.56 \times 10^{-4} c + 5.6 \times 10^{-8} c^2$. Comparison with the count rate read from Fig. 19 gives the power-law spectral normalization at 1 keV, and hence the flux.

4. Summary

The EXMS, a new catalog of X-ray detections derived from observations made by EXOSAT during slew manoeuvres between 1983 and 1986, is presented. Where possible, detections are identified with cataloged sources and the raw count rates corrected for collimator losses. Many types of object are detected, although X-ray binaries constitute the most common identification. The catalog has been shown to be free of obvious systematic errors and to contain reliable count rates for time-invariant sources. An electronic version of this catalog is maintained within the EXOSAT database and archive system at ESTEC (telnet://xray@exosat.estec.esa.nl).

The catalog contains new data on the long-term time variability of many well known sources and in particular on X-ray binaries. 95 different X-ray binaries appear in Table 3; roughly half of all X-ray binaries which have ever been detected. All of the expected X-ray binaries were seen, many of them repeatedly. We note that the transient source EXO 0748-676 appears as an EXMS source several times before it was actually detected in February 1985. Repeated source detections tend to be grouped at six monthly intervals due to the way in which EXOSAT slewed (see Sect. 1). For instance, Ser X-1 (Fig. 20) was detected on 15 occasions between 1983/279 and 1985/278, on nine separate days in five clusters each spaced by six months. Lightcurves for the XRBs 4U 0918-549 and LMC X-3 are presented in Figs. 21-22, together with brief comments.

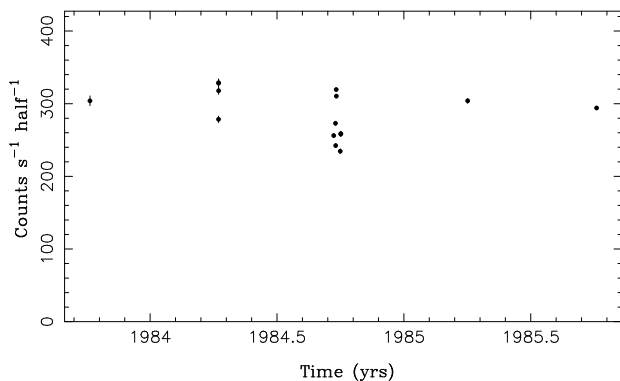


Fig. 20. EXMS detections of the XRB Ser X-1. Two pointed observations performed on 1985/251 and 252 recorded count rates of 344 and 343 $\text{counts s}^{-1} \text{half}^{-1}$, similar to the EXMS values

Acknowledgements. We thank H. Siddiqui, A. Hazell, K. Bennett and E. Kuulkers. F. Ochsenbein of the Observatoire Astronomique de Strasbourg is thanked for help on the EXMS naming policy. In addition to the online databases at ESTEC, this research made use of data obtained from the High Energy

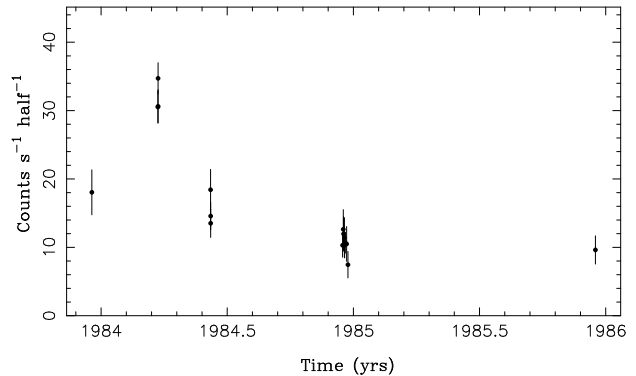


Fig. 21. EXMS detections of the XRB 4U 0918-549 showing an apparent long-term decrease in 1-8 keV intensity

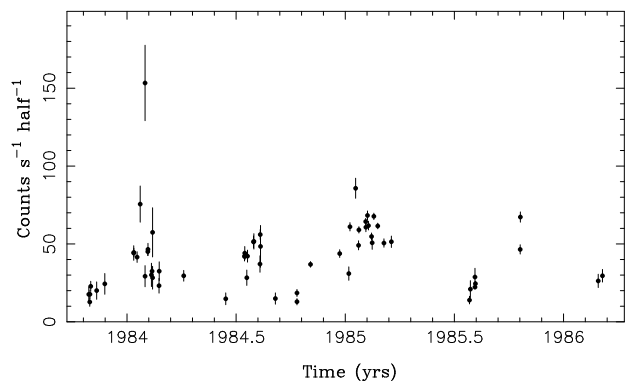


Fig. 22. EXMS detections of the XRB LMC X-3. The 198 (or possibly 99) day periodicity discovered by Cowley et al (1991), may be evident

Astrophysics Science Archive Research Center, provided by the NASA-Goddard Space Flight Center. We thank the referee, Dr W. Voges, for many helpful suggestions.

References

- Cowley A.P., Schmidtke P.C., Ebisawa K., et al., 1991 *Apj* 381, 526
- De Korte P. Bleeker J.A.M., den Boggende A.J.F., et al., 1981, *Space Sci. Rev.* 30, 495
- Elvis M., Plummer D., Schachter J., Fabbiano G., 1992, *ApJS* 80, 257
- Forman W., Jones C., Cominsky L., et al., 1978, *ApJS* 38, 357
- Gottwald M., 1984, *EXOSAT Express* 4, 46
- Kholopov P.N., Samus N.N., Kazarovets B.V., Frolov M.S., Kireeva N.N., 1989, *Information bulletin on Variable Stars*, 3323, 1
- Kuulkers E., 1995, PhD thesis. University of Amsterdam
- McHardy I.M., Lawrence A., Pye J.P., Pounds K.A., 1981, *MNRAS* 197, 865
- Peacock A., Andresen R.D., Manzo G., et al., 1981, *Space Sci. Rev.* 30, 525

- Ritter H., 1990, A&AS 85, 1179
- Turner M.J.L., Smith A., Zimmermann H.U., 1981, Space Sci. Rev. 30, 512
- Van Paradijs, J., 1995, A catalog of X-ray binaries. In: Lewin, W.H.G., van Paradijs J., van den Heuvel E.P.J. (eds.) Cambridge Astrophysics series 26, p. 536
- Veron-Cetty M.P., Veron P., 1996, ESO Scientific Report 17
- Voges W., Aschenbach B., Boller Th., et al., 1996, IAU Circ. 6420
- Voges W., Aschenbach B., Boller Th., et al., 1998, A&AS, in preparation
- Warwick R.S., Turner M.J.L., Watson M.G., Willingale R., 1985, Nat 317, 21
- Warwick R.S., Norton A.J., Turner M.J.L., Watson M.G., Willingale R., 1988, MNRAS 232, 551
- Warwick R.S., Marshall N., Fraser G.W., et al., 1981, MNRAS 197, 893
- White N.E., Peacock A., 1988, Mem. della Società Astr. Ital. 59, 7
- Wood K.S., Meekins J.F., Yentis D.J., et al., 1984, ApJS 56, 507

Table 3. All singly-identified EXMS entries

Designation	RA (2000)	Dec (2000)	Time	Identification	Type	Counts (s ⁻¹ half ⁻¹)	χ^2/dof	λ	F	D (arc min)
EXMS B0022+638	00 25 22	+64 07 26	1983/355 14:10	Tycho	SNR	28.2 ± 1.5	0.98/ 4	169.6	3	1.3
EXMS B0021+638B	00 24 45	+64 05 26	1984/031 18:01	Tycho	SNR	28.8 ± 1.2	33.57/12	293.5	3	4.7
EXMS B0021+638C	00 24 30	+64 06 11	1984/031 21:48	Tycho	SNR	27.8 ± 2.1	4.08/ 5	111.1	3	6.2
EXMS B0021+638A	00 24 05	+64 05 55	1984/031 12:49	Tycho	SNR	30.1 ± 2.5	18.76/ 5	75.2	3	8.1
EXMS B0022+641A	00 25 23	+64 23 45	1984/340 05:14	Tycho	SNR	45.6 ± 2.3	6.99/11	195.8	3	15.2
EXMS B0023+640	00 26 05	+64 22 02	1984/340 17:50	Tycho	SNR	31.6 ± 2.9	1.15/ 4	61.0	3	14.0
EXMS B0022+641B	00 25 34	+64 22 48	1984/340 05:18	Tycho	SNR	35.1 ± 2.1	3.77/11	142.5	3	14.4
EXMS B0023+641	00 25 59	+64 22 58	1984/340 17:52	Tycho	SNR	28.0 ± 2.7	5.57/ 5	52.5	3	14.8
EXMS B0022+639A	00 25 27	+64 12 06	1985/036 07:06	Tycho	SNR	34.1 ± 2.4	8.19/ 5	97.9	3	9.4
EXMS B0022+639B	00 25 13	+64 11 35	1985/345 11:18	Tycho	SNR	27.5 ± 1.3	7.27/11	219.9	3	3.1
EXMS B0021+644	00 24 36	+64 40 43	1985/363 15:15	Tycho	SNR	27.8 ± 2.8	6.59/11	48.0	3	31.5
EXMS B0021+639	00 24 48	+64 13 20	1986/001 06:05	Tycho	SNR	23.1 ± 1.3	11.18/11	160.6	3	31.5
EXMS B0022+641C	00 24 52	+64 24 01	1986/002 10:29	Tycho	SNR	30.8 ± 1.8	12.52/11	143.2	3	15.9
EXMS B0023+639A	00 26 13	+64 11 40	1986/032 20:58	Tycho	SNR	29.0 ± 1.1	18.59/11	338.0	3	4.4
EXMS B0023+639B	00 26 47	+64 10 59	1986/033 05:48	Tycho	SNR	33.2 ± 1.5	9.10/11	234.4	3	9.0
EXMS B0035-445	00 37 47	-44 14 38	1984/156 16:59	J004052.0-440740	RAS	27.0 ± 7.2	4.72/ 1	7.0	4	30.7
EXMS B0039-096	00 41 51	-09 23 04	1983/349 03:06	A85	CLU	4.4 ± 0.9	3.68/11	13.1	3	1.1
EXMS B0040+412	00 43 30	+41 31 38	1985/202 16:26	J004241.8+411535	RAS	4.1 ± 1.2	4.72/11	6.0	2	15.6
EXMS B0055-727	00 57 11	-72 29 30	1984/293 15:39	SMC X-3	XRB	8.4 ± 2.3	8.32/11	6.7	4	23.2
EXMS B0052-725	00 53 49	-72 18 42	1984/299 08:10	SMC X-3	XRB	4.5 ± 1.0	6.19/11	10.2	4	4.4
EXMS B0053+601	00 56 37	+60 25 25	1983/348 15:25	4U0053+604	XRB	7.6 ± 1.3	4.97/11	17.6	4	17.6
EXMS B0052+606	00 56 00	+60 53 08	1985/016 20:26	4U0053+604	XRB	7.9 ± 1.8	2.82/ 8	10.0	4	11.2
EXMS B0113-417	01 15 49	-41 29 37	1983/310 08:35	J011421.9-412951	RAS	6.9 ± 1.7	6.79/11	8.6	4	14.5
EXMS B0115+649	01 19 06	+65 15 07	1985/040 15:10	LSI+65 010	XRB	22.7 ± 1.6	4.11/ 4	98.8	3	3.7
EXMS B0110+649	01 13 53	+65 13 35	1984/046 00:30	A0114+650	XRB	6.2 ± 1.8	6.36/11	6.1	3	14.2
EXMS B0121-737	01 22 42	-73 28 17	1983/302 01:29	SMC X-1	XRB	35.7 ± 3.2	6.71/ 7	62.8	4	23.7
EXMS B0114-741B	01 15 42	-73 54 52	1983/303 23:31	SMC X-1	XRB	21.4 ± 3.5	4.65/ 5	18.9	4	24.4
EXMS B0117-733A	01 18 28	-73 02 49	1983/303 00:39	SMC X-1	XRB	40.1 ± 3.0	7.69/11	90.0	4	24.7
EXMS B0114-741A	01 15 26	-73 51 12	1983/303 00:38	SMC X-1	XRB	39.8 ± 2.2	11.83/11	170.5	4	24.4
EXMS B0113-741	01 15 09	-73 55 14	1983/303 17:34	SMC X-1	XRB	40.4 ± 3.7	8.99/ 5	59.4	4	25.5
EXMS B0114-738	01 16 00	-73 34 59	1983/305 06:51	SMC X-1	XRB	40.8 ± 2.8	0.00/ 1	111.6	3	6.0
EXMS B0117-736	01 18 26	-73 24 52	1983/306 02:30	SMC X-1	XRB	48.8 ± 3.7	0.89/ 1	88.4	4	5.7
EXMS B0117-733B	01 19 15	-73 02 52	1983/306 09:23	SMC X-1	XRB	34.2 ± 3.7	0.94/ 5	43.6	4	26.3
EXMS B0115-731	01 17 10	-72 52 56	1983/306 21:08	SMC X-1	XRB	41.3 ± 7.9	0.00/ 1	13.8	4	36.2
EXMS B0116-735	01 17 34	-73 16 57	1983/310 02:24	SMC X-1	XRB	48.6 ± 3.1	8.70/ 1	127.5	4	13.9
EXMS B0115-737	01 16 45	-73 28 16	1984/291 21:44	SMC X-1	XRB	52.3 ± 1.9	17.15/ 5	397.8	4	1.4
EXMS B0115-735	01 16 42	-73 19 44	1984/291 14:13	SMC X-1	XRB	55.3 ± 1.3	46.26/11	907.7	3	1.0
EXMS B0113-736	01 14 51	-73 24 57	1984/293 11:03	SMC X-1	XRB	20.9 ± 1.5	5.84/11	101.8	4	9.8

Table 3 (continued).

Designation	RA (2000)	Dec (2000)	Time	Identification	Type	Counts (s^{-1} half $^{-1}$)	χ^2/dof	λ	F	D (arc min)
EXMS B0107-735	01 09 07	-73 14 47	1984/299 08:11	SMC X-1	XRB	43.4 ± 5.3	6.32/11	33.5	4	36.0
EXMS B0107-734	01 09 02	-73 12 50	1984/299 08:08	SMC X-1	XRB	39.1 ± 5.2	10.69/11	28.4	4	36.8
EXMS B0901-402A	01 17 45	-73 16 23	1984/312 15:04	SMC X-1	XRB	26.4 ± 4.9	0.29/ 2	14.6	3	10.5
EXMS B0113-735	01 15 09	-73 18 50	1985/124 06:33	SMC X-1	XRB	23.1 ± 1.6	6.10/ 5	107.9	3	5.2
EXMS B0115-732	01 16 46	-72 59 14	1985/125 02:07	SMC X-1	XRB	20.6 ± 3.6	1.21/ 4	16.3	4	25.3
EXMS B0118-733	01 19 22	-73 06 45	1985/310 10:29	SMC X-1	XRB	43.0 ± 3.9	2.37/ 5	61.2	4	39.4
EXMS B0121+341	01 24 03	+34 23 38	1985/012 09:29	J012308.9+342048	RAS	5.2 ± 1.4	7.25/11	7.2	4	1.0
EXMS B0148+361	01 51 25	+36 22 24	1984/230 14:17	A262	CLU	7.5 ± 2.1	5.40/11	6.3	3	20.3
EXMS B0149+359	01 52 30	+36 12 01	1985/012 09:37	A262	CLU	5.0 ± 1.3	14.67/11	7.9	3	4.2
EXMS B0231-322	02 33 50	-31 59 32	1985/215 21:06	J023410.6-313129	RAS	9.9 ± 2.5	2.28/11	7.7	4	28.2
EXMS B0252-417	02 53 55	-41 34 05	1984/031 07:22	J025407.6-413731	RAS	6.0 ± 1.3	10.08/11	11.6	4	3.9
EXMS B0310+411	03 14 17	+41 18 46	1984/234 20:36	NRAO 128	AGN	5.5 ± 1.6	11.03/11	6.2	2	13.2
EXMS B0311-229	03 13 44	-22 46 19	1986/031 05:33	EF Eri	RIT	7.0 ± 1.5	6.26/11	11.5	4	9.4
EXMS B0317+413A	03 20 26	+41 33 33	1984/046 10:25	Perseus	CLU	62.3 ± 3.0	5.51/ 4	210.3	3	7.5
EXMS B0317+413B	03 20 31	+41 29 50	1984/046 14:04	Perseus	CLU	60.6 ± 4.4	2.13/ 1	98.0	3	7.2
EXMS B0315+412	03 18 36	+41 28 32	1984/232 21:17	Perseus	CLU	66.2 ± 3.3	2.45/ 4	206.8	3	13.7
EXMS B0315+414	03 19 13	+41 39 36	1984/233 13:59	Perseus	CLU	58.7 ± 2.0	4.25/ 4	453.6	3	4.8
EXMS B0317+414	03 21 06	+41 36 12	1984/234 20:38	Perseus	CLU	64.1 ± 1.7	9.76/11	693.6	3	12.1
EXMS B0314+412	03 17 54	+41 25 37	1984/235 02:46	Perseus	CLU	64.7 ± 6.6	0.64/ 1	52.1	3	22.5
EXMS B0331+531C	03 35 13	+53 17 38	1984/027 03:56	V0332+53	XRB	26.7 ± 1.8	19.65/11	108.7	4	7.1
EXMS B0331+531A	03 34 55	+53 17 42	1984/027 00:13	V0332+53	XRB	25.9 ± 1.9	8.73/11	97.3	4	7.2
EXMS B0331+531B	03 34 56	+53 18 49	1984/027 03:53	V0332+53	XRB	29.0 ± 2.0	13.49/11	106.1	4	8.4
EXMS B0332+531A	03 35 47	+53 18 59	1984/027 00:17	V0332+53	XRB	25.6 ± 1.9	13.91/11	90.8	3	9.2
EXMS B0328+528	03 32 41	+52 59 50	1984/055 21:43	V0332+53	XRB	14.0 ± 2.5	7.78/11	15.4	4	23.0
EXMS B0332+531B	03 36 40	+53 17 03	1984/055 17:21	V0332+53	XRB	18.3 ± 1.9	2.17/ 4	46.6	4	13.8
EXMS B0334+095	03 37 02	+09 41 55	1986/042 18:08	J033841.1+095824	RAS	14.5 ± 3.7	9.76/11	8.2	4	27.7
EXMS B0336+098	03 38 50	+09 59 10	1986/043 21:25	J033841.1+095824	RAS	5.3 ± 1.2	6.51/11	9.7	4	2.4
EXMS B0353+309	03 56 24	+31 05 50	1985/054 16:26	4U0352+309	XRB	23.3 ± 2.5	6.31/ 5	43.7	4	13.3
EXMS B0351+309	03 54 53	+31 03 50	1985/268 16:57	4U0352+309	XRB	11.3 ± 1.0	11.73/11	65.9	4	1.9
EXMS B0352+310	03 55 42	+31 09 17	1985/269 17:47	4U0352+309	XRB	37.1 ± 1.8	12.55/11	224.7	3	4.9
EXMS B0405+554	04 09 45	+55 32 40	1985/024 17:01	J040957.4+555847	RAS	13.7 ± 3.6	1.46/ 4	7.0	4	26.2
EXMS B0426-018	04 28 47	-01 44 24	1984/043 15:10	J042819.6-015423	RAS	9.3 ± 2.2	1.98/ 5	8.8	4	7.9
EXMS B0431-613A	04 32 08	-61 17 15	1984/285 20:26	A3266	CLU	4.9 ± 1.2	6.04/11	8.1	4	13.4
EXMS B0430-613	04 31 19	-61 16 09	1985/184 03:52	A3266	CLU	5.4 ± 1.5	5.06/11	6.7	3	11.5
EXMS B0432-614	04 33 33	-61 18 47	1985/320 09:13	A3266	CLU	6.6 ± 1.4	8.07/11	11.2	3	19.1
EXMS B0432-613A	04 33 04	-61 13 50	1985/320 16:19	A3266	CLU	7.9 ± 1.6	9.19/11	12.0	3	18.0
EXMS B0432-613B	04 33 34	-61 14 39	1986/012 04:19	A3266	CLU	6.5 ± 1.8	6.60/11	6.3	3	20.8

Table 3 (continued).

Designation	RA (2000)	Dec (2000)	Time	Identification	Type	Counts (s ⁻¹ half ⁻¹)	χ^2/dof	λ	F	D (arc min)
EXMS B0431-613B	04 32 14	-61 17 25	1984/285 23:59	J043126.6-612622	RAS	6.5 ± 1.0	6.50/11	21.6	4	10.6
EXMS B0446+449	04 50 29	+45 00 23	1984/066 20:22	J045017.2+450217	RAS	8.0 ± 1.8	0.10/ 1	9.6	4	1.1
EXMS B0447-133	04 50 17	-13 15 13	1983/262 20:35	J044954.6-130544	RAS	5.8 ± 1.6	14.09/ 5	7.4	4	9.2
EXMS B0452+047	04 54 58	+04 46 59	1984/286 01:07	J045554.7+044023	RAS	19.8 ± 7.3	0.00/ 5	9.7	4	4.5
EXMS B0512-402	05 14 01	-40 10 28	1985/057 21:08	4U0512-401	XRB	8.7 ± 1.4	6.25/11	19.4	4	2.6
EXMS B0523-721A	05 22 48	-72 05 14	1983/280 22:11	LMC X-2	XRB	32.8 ± 3.9	2.82/ 2	36.8	4	12.2
EXMS B0521-720A	05 20 13	-72 01 37	1983/282 15:32	LMC X-2	XRB	27.6 ± 3.2	2.52/ 2	36.3	4	1.9
EXMS B0518-718A	05 18 02	-71 50 27	1983/284 01:38	LMC X-2	XRB	29.2 ± 2.7	1.50/ 4	60.3	4	14.0
EXMS B0519-719	05 18 12	-71 54 24	1983/286 11:24	LMC X-2	XRB	28.1 ± 2.7	0.51/ 1	60.7	4	13.9
EXMS B0527-721A	05 26 24	-72 07 45	1983/288 02:09	LMC X-2	XRB	20.4 ± 53.7	2.52/ 1	19.6	4	26.1
EXMS B0525-721	05 25 04	-72 07 53	1983/290 19:00	LMC X-2	XRB	28.3 ± 4.0	0.38/ 1	25.0	4	17.8
EXMS B0519-718A	05 18 24	-71 48 02	1983/300 00:39	LMC X-2	XRB	21.6 ± 2.8	0.64/ 1	29.4	4	15.5
EXMS B0526-722	05 25 38	-72 15 04	1983/303 13:36	LMC X-2	XRB	45.1 ± 6.7	2.59/ 1	22.5	4	29.1
EXMS B0520-719A	05 19 54	-71 52 55	1983/306 21:01	LMC X-2	XRB	25.9 ± 3.3	0.00/ 1	31.7	4	6.4
EXMS B0521-719	05 20 20	-71 55 35	1983/306 09:35	LMC X-2	XRB	31.1 ± 2.1	1.27/ 4	111.2	4	2.9
EXMS B0523-720	05 22 23	-72 02 57	1983/306 02:23	LMC X-2	XRB	23.8 ± 4.1	3.13/ 2	17.0	4	5.9
EXMS B0520-718A	05 19 30	-71 48 11	1983/310 02:18	LMC X-2	XRB	28.0 ± 4.1	2.79/ 2	24.2	4	13.7
EXMS B0521-722	05 20 44	-72 09 46	1983/334 08:31	LMC X-2	XRB	33.4 ± 1.9	12.28/11	162.8	4	11.9
EXMS B0522-720	05 22 10	-72 01 55	1984/096 02:03	LMC X-2	XRB	24.8 ± 2.5	0.72/ 2	49.2	4	4.6
EXMS B0518-718B	05 17 57	-71 45 35	1984/106 05:30	LMC X-2	XRB	21.8 ± 2.1	2.67/ 4	52.8	4	17.4
EXMS B0528-716	05 27 18	-71 37 11	1984/111 03:35	LMC X-2	XRB	31.7 ± 7.4	3.49/ 5	9.3	4	36.5
EXMS B0527-722	05 26 21	-72 09 58	1984/111 11:38	LMC X-2	XRB	30.4 ± 5.2	0.06/ 2	17.4	4	24.3
EXMS B0522-718A	05 21 39	-71 50 56	1984/111 22:19	LMC X-2	XRB	29.8 ± 2.7	0.46/ 3	63.4	4	9.5
EXMS B0521-721	05 20 58	-72 04 48	1984/111 03:30	LMC X-2	XRB	23.8 ± 3.1	1.65/ 2	37.4	4	7.0
EXMS B0520-718B	05 19 48	-71 49 44	1984/112 07:35	LMC X-2	XRB	25.1 ± 1.7	0.21/ 1	106.4	4	8.9
EXMS B0518-717	05 17 43	-71 39 60	1984/115 20:06	LMC X-2	XRB	25.3 ± 3.8	0.00/ 1	24.2	4	23.4
EXMS B0522-718B	05 21 56	-71 47 06	1984/116 01:20	LMC X-2	XRB	32.1 ± 2.7	6.34/11	85.8	3	12.2
EXMS B0523-718	05 22 31	-71 50 47	1984/116 01:17	LMC X-2	XRB	53.1 ± 5.1	9.28/11	60.2	4	11.6
EXMS B0519-713	05 19 04	-71 18 01	1984/247 18:41	LMC X-2	XRB	105.0 ± 8.5	1.15/ 4	76.6	4	40.9
EXMS B0520-714	05 20 08	-71 21 13	1984/248 01:04	LMC X-2	XRB	23.6 ± 3.9	3.13/11	18.7	4	35.5
EXMS B0521-718	05 20 41	-71 45 16	1984/251 16:18	LMC X-2	XRB	24.3 ± 1.2	5.97/11	194.6	4	12.4
EXMS B0520-717	05 19 31	-71 44 14	1984/252 11:09	LMC X-2	XRB	34.3 ± 1.5	6.85/11	263.8	3	13.7
EXMS B0521-720C	05 20 48	-72 02 17	1984/255 18:41	LMC X-2	XRB	26.9 ± 1.2	7.56/11	272.4	4	4.5
EXMS B0521-720B	05 20 36	-72 03 09	1984/255 13:59	LMC X-2	XRB	27.3 ± 1.7	4.47/ 4	129.2	4	4.0
EXMS B0523-721B	05 22 56	-72 05 15	1984/281 19:09	LMC X-2	XRB	71.5 ± 11.3	1.26/ 2	20.0	4	11.1
EXMS B0520-715	05 19 25	-71 33 37	1984/285 16:00	LMC X-2	XRB	23.6 ± 5.4	0.08/ 1	9.7	3	15.2
EXMS B0517-717	05 16 50	-71 42 40	1984/286 08:28	LMC X-2	XRB	27.6 ± 5.5	0.28/ 1	12.8	4	24.8

Table 3 (continued).

Designation	RA (2000)	Dec (2000)	Time	Identification	Type	Counts (s^{-1} half $^{-1}$)	χ^2/dof	λ	F	D (arc min)
EXMS B0518-718C	05 17 53	-71 46 37	1984/291 22:02	LMC X-2	XRB	28.4 ± 2.1	4.33/ 5	102.2	4	17.1
EXMS B0523-721C	05 22 11	-72 06 39	1984/293 16:00	LMC X-2	XRB	27.2 ± 2.7	1.58/ 1	56.1	4	9.2
EXMS B0520-719B	05 19 19	-71 54 18	1984/294 23:57	LMC X-2	XRB	30.7 ± 1.1	7.82/11	392.5	4	4.2
EXMS B0524-722	05 24 06	-72 12 08	1984/298 12:42	LMC X-2	XRB	36.5 ± 4.5	0.91/ 5	38.6	3	22.1
EXMS B0519-718B	05 18 17	-71 49 23	1984/299 07:48	LMC X-2	XRB	29.1 ± 2.0	2.08/ 4	108.9	4	14.0
EXMS B0527-721B	05 26 13	-72 03 57	1984/304 16:30	LMC X-2	XRB	38.3 ± 9.0	0.11/ 1	9.4	3	22.9
EXMS B0528-720	05 27 33	-71 58 16	1985/088 05:46	LMC X-2	XRB	30.3 ± 5.7	6.94/11	16.5	3	42.6
EXMS B0514-719	05 14 07	-71 51 08	1985/098 22:20	LMC X-2	XRB	24.0 ± 6.9	8.44/ 5	6.5	3	29.5
EXMS B0527-724	05 26 36	-72 22 39	1985/100 02:36	LMC X-2	XRB	33.8 ± 3.7	4.40/11	41.2	3	35.3
EXMS B0516-719	05 15 49	-71 54 50	1985/101 08:20	LMC X-2	XRB	37.6 ± 3.8	1.95/ 4	58.7	3	20.6
EXMS B0526-723A	05 25 26	-72 17 55	1985/113 20:12	LMC X-2	XRB	32.2 ± 2.7	2.90/11	73.1	4	30.3
EXMS B0519-721	05 18 20	-72 03 53	1985/120 08:20	LMC X-2	XRB	31.7 ± 3.1	3.68/ 5	54.1	3	2.6
EXMS B0517-719	05 16 22	-71 52 39	1985/123 05:53	LMC X-2	XRB	38.4 ± 3.3	3.05/ 5	67.0	3	20.8
EXMS B0520-721	05 20 01	-72 08 36	1985/124 06:20	LMC X-2	XRB	26.1 ± 2.5	2.48/ 5	56.5	3	7.3
EXMS B0526-723B	05 26 05	-72 19 11	1985/305 04:16	LMC X-2	XRB	32.9 ± 4.1	6.57/11	32.2	4	33.1
EXMS B0517-714	05 16 37	-71 22 22	1985/312 22:24	LMC X-2	XRB	42.9 ± 7.9	8.69/11	17.2	4	39.7
EXMS B0520-719C	05 19 13	-71 53 26	1985/345 02:07	LMC X-2	XRB	24.0 ± 1.4	9.91/ 6	158.5	3	5.4
EXMS B0526-693	05 25 42	-69 17 23	1985/293 13:12	IPC052649-69	XRA	29.2 ± 2.4	9.23/ 5	74.5	4	3.9
EXMS B0525-329	05 27 27	-32 53 50	1986/066 03:42	J052856.8-332806	RAS	16.0 ± 3.9	5.63/11	8.4	2	35.2
EXMS B0529-650	05 29 56	-65 00 05	1985/008 19:53	J052844.7-652700	RAS	10.2 ± 2.8	5.12/ 5	6.6	4	27.8
EXMS B0528-662	05 29 01	-66 10 35	1984/201 17:30	EXO053109-66	XRB	56.3 ± 9.7	0.05/ 1	17.5	4	7.9
EXMS B0530+219	05 33 11	+21 59 36	1984/258 12:47	Crab	SNR	1399.6 ± 18.4	5.03/ 1	3056.1	3	18.9
EXMS B0529+218	05 32 29	+21 53 40	1984/261 18:11	Crab	SNR	1434.8 ± 16.2	0.00/ 1	4166.5	3	28.2
EXMS B0534-657	05 35 06	-65 41 07	1984/169 02:10	LMC X-4	XRB	90.3 ± 19.9	0.26/ 1	10.5	2	33.4
EXMS B0533-662A	05 33 09	-66 14 55	1984/352 18:07	LMC X-4	XRB	12.1 ± 1.6	9.23/ 5	29.1	4	7.6
EXMS B0533-663B	05 33 19	-66 19 37	1985/018 10:13	LMC X-4	XRB	11.7 ± 2.0	0.70/ 5	17.3	2	4.3
EXMS B0532-664B	05 32 44	-66 27 25	1985/356 07:55	LMC X-4	XRB	7.7 ± 1.2	6.26/11	21.7	4	5.0
EXMS B0534-659	05 34 60	-65 56 41	1986/012 04:08	LMC X-4	XRB	16.2 ± 2.6	12.80/11	19.6	2	27.6
EXMS B0532-666	05 32 44	-66 35 59	1986/074 05:41	LMC X-4	XRB	12.2 ± 2.3	6.61/12	14.2	3	0.4
EXMS B0537+608	05 41 37	+60 53 11	1985/076 08:18	BY Cam	RIT	4.5 ± 0.9	4.76/11	13.2	4	0.9
EXMS B0541-644	05 41 30	-64 23 01	1983/302 01:15	LMC X-3	XRB	17.6 ± 4.8	0.07/ 1	6.9	4	21.8
EXMS B0540-642	05 41 07	-64 16 10	1983/303 23:15	LMC X-3	XRB	17.7 ± 2.7	1.22/ 4	21.0	4	17.4
EXMS B0540-643	05 40 29	-64 20 59	1983/303 17:55	LMC X-3	XRB	12.8 ± 2.8	3.99/ 5	10.8	4	18.0
EXMS B0538-642A	05 39 13	-64 14 31	1983/305 07:00	LMC X-3	XRB	22.8 ± 3.3	0.09/ 1	24.6	4	5.2
EXMS B0541-643	05 41 48	-64 21 60	1983/315 05:18	LMC X-3	XRB	20.1 ± 5.6	0.01/ 1	6.9	4	22.8
EXMS B0544-641	05 44 57	-64 07 31	1983/328 21:33	LMC X-3	XRB	24.4 ± 6.7	8.32/ 4	6.6	4	35.4
EXMS B0539-638	05 39 56	-63 50 38	1984/012 05:57	LMC X-3	XRB	44.2 ± 4.7	0.12/ 1	47.0	4	18.4

Table 3 (continued).

Designation	RA (2000)	Dec (2000)	Time	Identification	Type	Counts (s ⁻¹ half ⁻¹)	χ^2/dof	λ	F	D (arc min)
EXMS B0538-642B	05 38 23	-64 13 54	1984/012 09:55	LMC X-3	XRB	44.5 ± 2.7	2.03/ 5	132.4	4	9.1
EXMS B0538-641A	05 39 09	-64 08 10	1984/017 21:46	LMC X-3	XRB	41.5 ± 3.4	0.34/ 1	72.8	4	0.6
EXMS B0537-642A	05 37 22	-64 11 18	1984/023 02:46	LMC X-3	XRB	75.6 ± 11.6	0.89/ 2	21.8	4	9.7
EXMS B0543-635	05 43 25	-63 31 10	1984/031 06:44	LMC X-3	XRB	153.3 ± 24.2	1.73/ 4	20.2	4	38.0
EXMS B0534-645A	05 35 10	-64 29 19	1984/031 06:43	LMC X-3	XRB	29.3 ± 6.8	0.92/ 5	9.3	4	34.1
EXMS B0538-641B	05 38 35	-64 07 43	1984/035 23:02	LMC X-3	XRB	45.1 ± 2.6	2.33/ 2	153.9	4	4.8
EXMS B0542-637A	05 42 25	-63 45 55	1984/036 04:51	LMC X-3	XRB	46.5 ± 3.9	2.70/ 4	71.8	4	4.8
EXMS B0534-645B	05 34 55	-64 29 22	1984/041 23:58	LMC X-3	XRB	30.1 ± 7.5	1.91/ 5	8.2	4	35.7
EXMS B0543-636	05 43 56	-63 35 22	1984/043 20:42	LMC X-3	XRB	57.5 ± 15.8	0.93/ 4	6.6	4	36.1
EXMS B0535-643A	05 35 37	-64 19 17	1984/043 01:04	LMC X-3	XRB	32.5 ± 2.8	11.31/ 5	67.3	4	25.5
EXMS B0533-643	05 33 60	-64 20 40	1984/043 20:43	LMC X-3	XRB	28.3 ± 7.3	2.65/ 5	7.6	4	36.1
EXMS B0536-643	05 37 13	-64 20 01	1984/054 18:14	LMC X-3	XRB	23.2 ± 4.7	7.48/ 2	12.0	4	14.6
EXMS B0535-643B	05 36 12	-64 18 34	1984/054 23:10	LMC X-3	XRB	32.5 ± 6.0	1.25/ 2	15.4	4	19.9
EXMS B0539-641A	05 39 59	-64 04 43	1984/096 02:00	LMC X-3	XRB	29.6 ± 3.5	0.54/ 2	36.0	4	5.8
EXMS B0535-639	05 36 02	-63 54 29	1984/166 16:24	LMC X-3	XRB	14.8 ± 3.8	1.52/ 1	7.7	3	13.5
EXMS B0538-641	05 38 57	-64 05 48	1984/198 13:15	LMC X-3	XRB	44.1 ± 4.3	0.49/ 1	55.0	3	0.9
EXMS B0539-639	05 39 53	-63 53 47	1984/198 00:12	LMC X-3	XRB	41.9 ± 2.9	3.67/ 5	103.9	4	13.4
EXMS B0539-641	05 39 34	-64 09 18	1984/198 17:11	LMC X-3	XRB	42.4 ± 2.0	24.81/11	217.9	3	2.2
EXMS B0540-638A	05 40 38	-63 47 60	1984/201 22:51	LMC X-3	XRB	28.3 ± 4.9	1.47/ 1	16.6	4	21.3
EXMS B0539-640A	05 40 00	-64 00 30	1984/203 00:18	LMC X-3	XRB	42.2 ± 3.9	1.23/ 1	59.9	4	9.4
EXMS B0540-639A	05 41 13	-63 54 39	1984/213 20:07	LMC X-3	XRB	51.7 ± 4.9	2.31/ 1	55.4	4	20.5
EXMS B0535-643C	05 36 06	-64 18 14	1984/213 03:59	LMC X-3	XRB	51.3 ± 3.9	1.18/ 1	86.7	4	19.5
EXMS B0540-639B	05 40 23	-63 55 54	1984/224 12:10	LMC X-3	XRB	56.0 ± 3.2	0.99/ 1	168.6	4	15.5
EXMS B0533-644	05 34 06	-64 24 54	1984/224 20:42	LMC X-3	XRB	48.4 ± 13.4	0.01/ 1	6.6	4	36.0
EXMS B0542-637B	05 42 29	-63 45 06	1984/224 00:48	LMC X-3	XRB	37.1 ± 5.3	11.72/ 2	26.3	4	33.2
EXMS B0536-641	05 36 48	-64 08 01	1984/249 20:38	LMC X-3	XRB	15.0 ± 3.6	0.01/ 1	8.5	4	13.5
EXMS B0537-643B	05 37 40	-64 21 33	1984/286 00:12	LMC X-3	XRB	18.5 ± 2.3	8.92/11	34.2	4	18.3
EXMS B0537-643A	05 37 35	-64 20 34	1984/286 00:08	LMC X-3	XRB	12.9 ± 2.0	9.06/11	20.2	4	17.7
EXMS B0538-641C	05 39 09	-64 07 51	1984/308 17:11	LMC X-3	XRB	36.9 ± 1.8	5.99/11	207.7	4	2.8
EXMS B0541-640	05 41 21	-64 01 05	1984/357 15:08	LMC X-3	XRB	43.8 ± 2.5	8.47/ 5	153.3	3	6.4
EXMS B0538-645	05 38 32	-64 33 45	1985/006 23:25	LMC X-3	XRB	31.0 ± 4.3	2.86/ 5	26.3	4	27.4
EXMS B0539-640B	05 39 25	-64 03 20	1985/008 19:54	LMC X-3	XRB	61.0 ± 2.6	2.73/ 4	266.6	4	3.1
EXMS B0540-636	05 41 16	-63 37 55	1985/018 10:13	LMC X-3	XRB	85.8 ± 6.5	6.29/ 5	88.2	4	31.7
EXMS B0537-645	05 37 34	-64 28 42	1985/023 06:09	LMC X-3	XRB	49.1 ± 2.9	1.46/ 4	139.7	3	22.2
EXMS B0537-642B	05 38 15	-64 12 29	1985/023 20:31	LMC X-3	XRB	59.0 ± 2.0	1.58/ 5	422.0	4	8.2
EXMS B0540-641	05 40 38	-64 06 49	1985/035 06:38	LMC X-3	XRB	64.4 ± 2.0	4.42/ 5	513.4	3	5.0
EXMS B0539-640C	05 39 60	-63 58 57	1985/035 12:58	LMC X-3	XRB	60.8 ± 3.0	0.77/ 5	213.5	4	9.8

Table 3 (continued).

Designation	RA (2000)	Dec (2000)	Time	Identification	Type	Counts (s ⁻¹ half ⁻¹)	χ^2/dof	λ	F	D (arc min)
EXMS B0540-644	05 40 39	-64 23 09	1985/038 06:00	LMC X-3	XRB	68.3 ± 2.9	7.11/11	282.9	4	21.1
EXMS B0541-638	05 41 42	-63 51 40	1985/039 20:41	LMC X-3	XRB	61.8 ± 2.8	3.63/ 4	240.5	4	22.3
EXMS B0540-639C	05 40 53	-63 56 12	1985/044 22:05	LMC X-3	XRB	54.8 ± 2.3	5.70/ 5	289.2	4	0.6
EXMS B0535-643D	05 35 22	-64 16 58	1985/045 23:50	LMC X-3	XRB	50.8 ± 4.2	1.05/ 5	72.1	4	0.6
EXMS B0539-641B	05 39 58	-64 05 03	1985/048 19:16	LMC X-3	XRB	67.7 ± 2.1	2.42/ 5	540.2	3	6.2
EXMS B0536-642	05 36 19	-64 10 56	1985/055 06:59	LMC X-3	XRB	61.5 ± 1.8	9.57/11	573.4	4	17.8
EXMS B0537-641	05 37 28	-64 06 40	1985/065 16:11	LMC X-3	XRB	50.6 ± 2.7	2.82/ 5	180.4	4	9.8
EXMS B0542-641	05 42 36	-64 05 20	1985/078 04:39	LMC X-3	XRB	51.4 ± 3.7	6.11/11	99.4	4	23.9
EXMS B0537-642	05 37 49	-64 16 07	1985/208 18:22	LMC X-3	XRB	14.0 ± 2.5	7.32/11	16.2	3	13.3
EXMS B0532-643	05 32 57	-64 19 03	1985/210 06:42	LMC X-3	XRB	21.0 ± 5.5	0.91/ 4	7.4	3	44.5
EXMS B0538-641D	05 38 58	-64 08 39	1985/217 21:10	LMC X-3	XRB	22.3 ± 1.1	15.88/11	206.3	4	2.8
EXMS B0543-637	05 43 55	-63 45 01	1985/217 21:11	LMC X-3	XRB	28.8 ± 5.6	7.97/12	13.1	4	2.2
EXMS B0534-640	05 35 05	-64 00 55	1985/218 17:35	LMC X-3	XRB	24.5 ± 1.6	0.99/ 4	121.6	3	24.8
EXMS B0539-636	05 40 19	-63 36 52	1985/293 13:28	LMC X-3	XRB	46.5 ± 3.0	15.68/11	121.1	3	28.8
EXMS B0540-638B	05 40 30	-63 48 10	1985/293 20:42	LMC X-3	XRB	67.3 ± 3.3	4.91/11	212.8	4	28.8
EXMS B0544-639	05 44 23	-63 58 24	1986/058 23:49	LMC X-3	XRB	26.3 ± 4.3	7.10/11	18.7	4	35.2
EXMS B0533-641	05 34 15	-64 10 06	1986/066 02:56	LMC X-3	XRB	29.6 ± 4.1	14.46/11	26.5	4	31.0
EXMS B0546-698	05 46 16	-69 48 20	1983/290 13:45	PKS 0539-69	RAD	578.4 ± 26.3	27.06/ 1	242.0	4	32.0
EXMS B0535-696A	05 35 28	-69 35 22	1983/274 02:04	LMC X-1	XRB	38.2 ± 5.4	2.82/ 1	24.9	4	24.6
EXMS B0535-696B	05 34 41	-69 37 12	1983/280 22:12	LMC X-1	XRB	30.1 ± 5.8	1.06/ 1	14.4	4	28.2
EXMS B0546-699A	05 45 60	-69 57 50	1983/284 01:38	LMC X-1	XRB	20.4 ± 4.5	0.54/ 5	10.4	4	34.1
EXMS B0533-695	05 33 32	-69 32 09	1983/286 11:23	LMC X-1	XRB	30.4 ± 6.2	1.17/ 1	13.2	4	36.3
EXMS B0541-698A	05 41 01	-69 50 43	1983/288 02:08	LMC X-1	XRB	31.6 ± 31.3	1.07/ 1	134.5	4	7.5
EXMS B0542-697	05 42 02	-69 43 38	1983/290 19:01	LMC X-1	XRB	35.0 ± 2.7	4.98/ 1	87.0	3	6.1
EXMS B0539-697A	05 39 04	-69 41 01	1983/300 00:40	LMC X-1	XRB	37.5 ± 2.6	11.23/ 1	116.7	4	5.1
EXMS B0534-694A	05 34 27	-69 22 56	1983/302 01:16	LMC X-1	XRB	47.6 ± 9.4	0.44/ 1	12.9	4	36.0
EXMS B0544-700	05 44 11	-70 02 40	1983/306 09:37	LMC X-1	XRB	45.9 ± 4.9	5.87/ 5	43.1	4	28.6
EXMS B0543-700A	05 43 20	-70 03 12	1983/306 21:00	LMC X-1	XRB	47.4 ± 6.3	1.61/ 2	28.6	4	27.7
EXMS B0534-693	05 34 30	-69 18 45	1983/306 02:23	LMC X-1	XRB	38.5 ± 8.4	1.24/ 1	10.5	4	38.2
EXMS B0538-696A	05 38 27	-69 38 22	1983/318 20:27	LMC X-1	XRB	40.4 ± 3.4	0.42/ 1	69.0	4	13.4
EXMS B0540-697A	05 39 36	-69 42 22	1983/319 08:57	LMC X-1	XRB	45.4 ± 2.4	5.92/ 5	186.1	4	2.4
EXMS B0536-691	05 36 36	-69 09 43	1983/326 09:31	LMC X-1	XRB	38.7 ± 8.8	2.73/ 5	9.7	4	38.9
EXMS B0541-702	05 41 15	-70 12 50	1983/334 08:36	LMC X-1	XRB	36.5 ± 2.6	9.96/11	100.8	4	27.3
EXMS B0545-701	05 44 56	-70 08 33	1984/033 00:42	LMC X-1	XRB	32.9 ± 2.7	16.80/11	76.0	4	34.9
EXMS B0544-698A	05 44 09	-69 47 46	1984/081 12:51	LMC X-1	XRB	38.0 ± 5.9	1.19/ 2	20.9	4	23.4
EXMS B0544-698B	05 44 21	-69 49 46	1984/082 03:50	LMC X-1	XRB	51.0 ± 6.2	0.77/ 1	37.9	4	24.3
EXMS B0546-699B	05 46 17	-69 55 45	1984/087 08:57	LMC X-1	XRB	43.3 ± 11.6	0.28/ 1	7.2	4	33.3

Table 3 (continued).

Designation	RA (2000)	Dec (2000)	Time	Identification	Type	Counts (s ⁻¹ half ⁻¹)	χ^2/dof	λ	F	D (arc min)
EXMS B0534-695	05 34 34	-69 30 43	1984/096 02:02	LMC X-1	XRB	30.8 ± 4.7	1.01/ 1	22.0	4	31.7
EXMS B0544-698C	05 43 53	-69 52 21	1984/104 16:49	LMC X-1	XRB	28.7 ± 3.7	0.31/ 1	30.5	4	18.1
EXMS B0545-700	05 45 05	-70 03 35	1984/105 05:40	LMC X-1	XRB	37.0 ± 6.5	0.40/ 1	17.5	4	29.0
EXMS B0539-696	05 39 28	-69 40 01	1984/106 05:26	LMC X-1	XRB	37.0 ± 2.5	3.56/ 4	113.4	4	4.3
EXMS B0540-697B	05 39 60	-69 42 58	1984/112 07:36	LMC X-1	XRB	29.0 ± 1.7	0.01/ 1	170.3	4	0.8
EXMS B0539-698	05 39 18	-69 51 35	1984/115 20:10	LMC X-1	XRB	37.9 ± 1.9	9.44/11	205.8	4	6.5
EXMS B0538-696B	05 37 49	-69 35 41	1984/134 01:59	LMC X-1	XRB	36.4 ± 4.1	2.66/ 2	39.8	4	14.2
EXMS B0538-696C	05 38 33	-69 38 07	1984/137 08:52	LMC X-1	XRB	27.1 ± 3.6	0.30/ 1	29.0	4	11.8
EXMS B0544-699	05 43 36	-69 52 54	1984/159 19:59	LMC X-1	XRB	58.1 ± 4.8	12.36/ 2	74.3	3	9.1
EXMS B0541-692	05 40 53	-69 12 45	1984/187 15:22	LMC X-1	XRB	47.9 ± 9.3	0.01/ 1	13.4	4	34.3
EXMS B0543-697	05 43 32	-69 42 27	1984/267 04:54	LMC X-1	XRB	43.1 ± 4.3	5.54/ 5	50.2	3	33.7
EXMS B0541-698B	05 40 52	-69 48 07	1984/276 05:02	LMC X-1	XRB	27.7 ± 3.8	2.52/ 1	28.4	4	6.6
EXMS B0536-695	05 35 45	-69 29 04	1984/281 19:08	LMC X-1	XRB	90.1 ± 16.2	5.69/ 2	15.5	4	25.7
EXMS B0548-697	05 47 58	-69 43 04	1984/285 15:59	LMC X-1	XRB	49.7 ± 11.0	0.77/ 2	10.2	3	33.2
EXMS B0545-699	05 44 54	-69 56 11	1984/286 08:28	LMC X-1	XRB	32.2 ± 5.4	2.88/ 1	18.1	4	24.3
EXMS B0535-695	05 35 10	-69 31 35	1984/291 22:04	LMC X-1	XRB	36.8 ± 3.2	2.34/ 4	77.3	4	27.3
EXMS B0540-697C	05 39 60	-69 46 01	1984/293 16:01	LMC X-1	XRB	39.9 ± 2.6	0.79/ 1	122.2	4	0.4
EXMS B0538-696D	05 38 12	-69 38 03	1984/294 23:53	LMC X-1	XRB	34.6 ± 1.4	13.22/11	410.8	4	7.7
EXMS B0543-701A	05 43 09	-70 05 48	1984/298 12:43	LMC X-1	XRB	44.4 ± 5.5	1.69/ 5	36.9	3	27.0
EXMS B0540-697D	05 39 36	-69 40 53	1984/299 07:47	LMC X-1	XRB	29.9 ± 1.7	13.18/ 5	165.1	4	3.2
EXMS B0535-696C	05 35 06	-69 38 57	1984/303 12:45	LMC X-1	XRB	14.6 ± 2.7	0.55/ 2	14.6	3	22.4
EXMS B0543-700B	05 42 38	-70 00 55	1984/315 18:56	LMC X-1	XRB	14.9 ± 3.4	0.31/ 1	9.7	4	17.8
EXMS B0541-697	05 40 36	-69 42 28	1984/318 18:37	LMC X-1	XRB	48.6 ± 2.8	13.96/ 2	147.4	3	2.2
EXMS B0540-697E	05 40 00	-69 41 11	1984/318 11:00	LMC X-1	XRB	37.1 ± 3.2	0.92/ 1	68.0	4	2.8
EXMS B0542-701	05 42 04	-70 06 09	1984/323 09:48	LMC X-1	XRB	30.5 ± 3.5	4.78/ 5	37.1	4	24.3
EXMS B0542-696	05 41 58	-69 39 36	1985/055 07:08	LMC X-1	XRB	39.3 ± 1.9	10.31/11	208.3	4	13.2
EXMS B0546-696	05 46 07	-69 37 56	1985/065 16:15	LMC X-1	XRB	30.5 ± 5.7	2.33/ 5	14.3	4	34.6
EXMS B0539-697B	05 39 11	-69 44 13	1985/078 04:47	LMC X-1	XRB	73.5 ± 4.1	6.44/11	161.7	4	2.5
EXMS B0535-697	05 34 42	-69 42 20	1985/088 05:43	LMC X-1	XRB	47.7 ± 4.1	12.86/11	76.9	3	42.6
EXMS B0543-701B	05 43 16	-70 07 28	1985/098 22:21	LMC X-1	XRB	31.3 ± 2.9	1.44/ 4	56.6	3	22.5
EXMS B0542-700	05 41 37	-69 59 08	1985/099 06:54	LMC X-1	XRB	34.2 ± 4.2	10.84/ 5	33.8	3	15.4
EXMS B0541-699A	05 41 09	-69 56 36	1985/100 02:33	LMC X-1	XRB	34.5 ± 1.3	12.21/12	340.0	3	12.9
EXMS B0533-696	05 32 47	-69 37 01	1985/101 08:18	LMC X-1	XRB	53.1 ± 7.4	13.25/ 5	29.6	4	35.6
EXMS B0535-694A	05 34 57	-69 23 36	1985/113 20:10	LMC X-1	XRB	50.1 ± 10.4	6.60/11	11.6	4	32.5
EXMS B0535-694B	05 34 53	-69 27 52	1985/124 06:19	LMC X-1	XRB	26.2 ± 3.2	1.80/ 5	33.6	4	29.6
EXMS B0534-694B	05 34 33	-69 24 01	1985/125 02:21	LMC X-1	XRB	42.6 ± 5.7	3.06/ 5	27.9	4	33.3
EXMS B0538-695	05 37 40	-69 28 31	1985/305 04:14	LMC X-1	XRB	33.5 ± 1.9	11.03/11	148.7	3	18.8

Table 3 (continued).

Designation	RA (2000)	Dec (2000)	Time	Identification	Type	Counts (s ⁻¹ half ⁻¹)	χ^2/dof	λ	F	D (arc min)
EXMS B0541-699B	05 41 18	-69 53 50	1985/312 22:20	LMC X-1	XRB	27.8 ± 2.0	14.08/11	116.0	4	12.5
EXMS B0543-699	05 42 44	-69 53 24	1985/314 11:33	LMC X-1	XRB	35.3 ± 3.3	2.26/ 5	58.8	3	39.7
EXMS B0537-695	05 37 25	-69 29 59	1985/320 16:39	LMC X-1	XRB	33.4 ± 2.2	4.63/11	120.5	4	18.9
EXMS B0543-700C	05 43 17	-70 04 45	1985/333 16:20	LMC X-1	XRB	48.0 ± 5.2	3.88/11	43.4	3	26.1
EXMS B0540-697F	05 39 43	-69 42 56	1985/352 16:39	LMC X-1	XRB	33.6 ± 1.8	6.87/11	183.8	4	1.7
EXMS B0543-696	05 42 53	-69 39 52	1986/066 02:48	LMC X-1	XRB	24.8 ± 2.3	6.68/11	56.5	4	17.4
EXMS B0559+287	06 02 57	+28 43 02	1984/080 12:38	J060210.7+282821	RAS	12.0 ± 2.8	4.37/ 5	9.3	4	8.0
EXMS B0557+231	06 00 48	+23 07 06	1985/077 07:06	J060205.7+231004	RAS	7.4 ± 1.9	14.25/11	7.6	4	17.8
EXMS B0612+093	06 15 37	+09 21 27	1985/268 15:40	1WGA J0615.0+092	XRA	27.8 ± 2.3	3.21/11	74.0	4	8.2
EXMS B0614+221	06 17 36	+22 09 58	1984/086 08:54	IC443	SNR	5.5 ± 1.3	4.52/11	9.5	3	18.4
EXMS B0616+090	06 19 17	+09 00 28	1984/087 09:25	4U0614+091	XRB	36.3 ± 9.0	0.05/ 1	8.1	4	32.1
EXMS B0614+090A	06 17 02	+09 00 06	1984/276 20:04	4U0614+091	XRB	70.3 ± 2.9	5.35/ 4	292.1	4	8.2
EXMS B0614+090B	06 17 01	+08 58 59	1984/277 03:26	4U0614+091	XRB	70.1 ± 3.1	4.35/ 5	256.6	4	9.3
EXMS B0614+089	06 16 58	+08 57 48	1984/277 03:24	4U0614+091	XRB	77.1 ± 3.1	3.32/ 4	300.8	4	10.6
EXMS B0654-559	06 55 21	-56 03 13	1985/113 19:46	J065830.3-555702	RAS	6.0 ± 1.6	8.55/11	7.0	2	19.0
EXMS B0700+517	07 04 08	+51 41 27	1985/077 00:55	J070344.4+510040	RAS	83.8 ± 9.5	22.83/11	41.8	4	40.4
EXMS B0747-675	07 47 44	-67 39 44	1984/198 16:52	EXO0748-676	XRB	9.7 ± 1.9	16.10/11	13.0	3	5.4
EXMS B0747-673	07 48 04	-67 31 31	1985/006 23:16	EXO0748-676	XRB	59.3 ± 2.3	1.44/ 4	333.0	4	14.2
EXMS B0748-672	07 48 20	-67 25 28	1985/008 20:02	EXO0748-676	XRB	51.6 ± 2.6	4.60/ 5	198.8	4	19.8
EXMS B0749-680	07 49 26	-68 12 56	1985/009 10:58	EXO0748-676	XRB	29.3 ± 3.0	7.52/ 4	49.1	4	27.5
EXMS B0748-677	07 48 12	-67 51 13	1985/018 10:04	EXO0748-676	XRB	59.3 ± 2.8	1.10/ 5	220.7	4	5.4
EXMS B0749-678	07 49 41	-68 01 31	1985/042 07:10	EXO0748-676	XRB	61.3 ± 3.0	5.79/ 5	203.2	3	12.5
EXMS B0748-675	07 48 42	-67 42 27	1985/042 17:57	EXO0748-676	XRB	31.8 ± 1.7	33.64/11	174.1	4	0.6
EXMS B0748-676	07 48 16	-67 44 44	1985/042 17:53	EXO0748-676	XRB	55.7 ± 1.9	13.11/11	448.0	4	1.7
EXMS B0750-678	07 50 33	-67 55 56	1985/044 21:51	EXO0748-676	XRB	136.1 ± 8.0	6.22/ 5	145.3	4	0.6
EXMS B0744-673	07 44 17	-67 28 42	1985/048 19:03	EXO0748-676	XRB	115.7 ± 12.9	3.25/ 5	40.6	4	29.8
EXMS B0744-672	07 45 04	-67 23 17	1985/048 19:01	EXO0748-676	XRB	62.9 ± 6.5	1.39/ 4	46.6	3	28.9
EXMS B0746-678	07 46 60	-68 01 19	1985/130 21:01	EXO0748-676	XRB	52.4 ± 1.8	20.27/11	415.6	4	17.5
EXMS B0747-679	07 47 33	-68 02 06	1985/131 02:11	EXO0748-676	XRB	42.6 ± 1.6	16.78/11	355.9	4	17.6
EXMS B0746-676	07 46 28	-67 47 08	1985/170 20:54	EXO0748-676	XRB	60.9 ± 1.9	8.09/11	496.1	3	3.7
EXMS B0746-671	07 46 42	-67 16 10	1985/184 03:22	EXO0748-676	XRB	49.2 ± 3.9	18.96/11	79.2	4	30.9
EXMS B0745-671	07 45 21	-67 16 44	1985/186 13:34	EXO0748-676	XRB	60.8 ± 3.3	7.22/ 8	171.8	3	31.0
EXMS B0740-676	07 40 22	-67 45 28	1985/186 05:34	EXO0748-676	XRB	1169.4 ± 156.3	2.78/ 6	30.0	3	45.8
EXMS B0740-677	07 40 28	-67 50 22	1985/186 13:31	EXO0748-676	XRB	730.0 ± 49.7	6.48/ 7	108.2	3	45.0
EXMS B0748-673	07 48 54	-67 28 47	1986/012 03:51	EXO0748-676	XRB	9.8 ± 1.8	4.67/11	15.5	4	16.2
EXMS B0747-677	07 47 35	-67 51 34	1986/014 06:16	EXO0748-676	XRB	16.3 ± 1.7	5.31/ 6	46.4	4	5.9
EXMS B0748-679	07 48 16	-68 04 28	1986/017 15:47	EXO0748-676	XRB	13.2 ± 2.9	7.03/11	10.8	3	19.4

Table 3 (continued).

Designation	RA (2000)	Dec (2000)	Time	Identification	Type	Counts (s ⁻¹ half ⁻¹)	χ^2/dof	λ	F	D (arc min)
EXMS B0751-678	07 51 50	-67 58 47	1986/021 03:20	EXO0748-676	XRB	9.6 ± 1.8	18.85/11	15.2	3	11.6
EXMS B0749-679	07 49 14	-68 04 47	1985/042 07:08	IPC075141-68	XRA	75.3 ± 3.8	17.41/ 5	201.5	4	17.4
EXMS B0818-425	08 20 23	-42 42 52	1984/137 08:40	J082158.2-430022	RAS	18.8 ± 3.3	0.00/ 1	16.6	4	23.8
EXMS B0820-427	08 21 57	-42 55 20	1984/323 19:33	J082158.2-430022	RAS	18.3 ± 2.3	0.65/ 1	35.5	4	3.3
EXMS B0818-435	08 20 24	-43 41 02	1985/139 10:11	J082158.2-430022	RAS	49.9 ± 14.2	7.84/10	6.4	4	43.8
EXMS B0822-430	08 24 37	-43 13 38	1985/134 22:08	PUPPIS A	SNR	24.9 ± 3.2	3.71/11	30.5	4	28.9
EXMS B0819-426	08 21 18	-42 47 09	1985/320 17:27	PUPPIS A	SNR	14.5 ± 1.4	4.12/11	56.6	3	3.8
EXMS B0819-425	08 21 25	-42 43 48	1985/321 17:35	PUPPIS A	SNR	58.1 ± 4.0	11.97/11	107.7	4	17.7
EXMS B0821-425A	08 22 53	-42 40 43	1984/096 01:19	1ES0821-426	XRA	35.0 ± 1.9	13.42/11	170.7	4	11.0
EXMS B0823-428	08 25 26	-43 03 15	1985/140 14:29	PKS 0822-42	RAD	13.3 ± 1.4	2.21/ 7	45.6	4	13.7
EXMS B0823-421	08 24 58	-42 19 50	1985/140 14:26	PKS 0822-42	RAD	48.5 ± 10.0	1.89/11	11.8	4	40.5
EXMS B0819+727	08 25 21	+72 34 44	1984/102 22:34	J082932.5+723150	RAS	4.4 ± 1.2	10.16/12	6.3	4	18.7
EXMS B0830-686	08 30 35	-68 48 42	1984/202 15:25	1ES0827-687	XRA	43.8 ± 2.3	11.12/11	187.4	4	15.3
EXMS B0832-453A	08 33 55	-45 29 34	1984/328 22:26	VELA X,Y,Z	RAD	10.0 ± 2.3	2.15/ 1	10.7	4	10.6
EXMS B0833-448	08 34 54	-45 04 13	1984/095 18:41	HU Vel	VST	10.8 ± 1.5	17.48/11	24.5	4	7.4
EXMS B0833-449	08 34 46	-45 05 14	1984/095 18:44	HU Vel	VST	8.4 ± 1.7	7.71/ 7	12.3	4	6.7
EXMS B0832-453B	08 34 29	-45 33 44	1984/339 04:15	HU Vel	VST	13.4 ± 1.7	9.13/11	31.6	4	22.7
EXMS B0832-453C	08 34 12	-45 32 12	1984/339 12:15	HU Vel	VST	16.3 ± 1.9	8.09/11	37.2	4	24.4
EXMS B0833-446	08 34 44	-44 47 18	1985/140 14:24	HU Vel	VST	7.2 ± 1.7	4.15/ 6	9.6	4	17.5
EXMS B0834-450	08 35 52	-45 14 42	1985/331 20:36	HU Vel	VST	10.0 ± 1.6	4.72/11	20.2	4	8.6
EXMS B0833-423	08 35 23	-42 31 46	1985/140 14:29	4U0836-429	XRB	18.8 ± 4.0	6.43/ 7	11.9	4	29.0
EXMS B0834-432	08 36 39	-43 25 15	1985/140 14:26	4U0836-429	XRB	29.0 ± 5.5	7.26/ 9	13.9	4	32.3
EXMS B0857-401A	08 59 35	-40 21 07	1983/329 03:56	Vela X-1	XRB	154.3 ± 11.0	0.12/ 1	103.1	4	31.5
EXMS B0901-402	09 03 21	-40 24 27	1984/334 00:55	Vela X-1	XRB	43.3 ± 1.8	57.78/11	278.1	3	13.6
EXMS B0901-402B	09 03 51	-40 29 24	1984/334 00:51	Vela X-1	XRB	21.3 ± 4.0	1.25/ 5	14.3	3	15.4
EXMS B0901-404	09 03 27	-40 39 08	1984/338 18:05	Vela X-1	XRB	66.2 ± 5.1	1.06/ 1	93.1	4	15.1
EXMS B0901-403	09 03 28	-40 31 17	1984/338 08:44	Vela X-1	XRB	36.2 ± 2.9	4.00/ 4	79.0	3	11.8
EXMS B0901-406	09 03 38	-40 49 34	1984/339 04:04	Vela X-1	XRB	40.9 ± 4.2	7.48/ 5	47.3	4	23.7
EXMS B0900-403	09 02 05	-40 32 48	1985/151 20:09	Vela X-1	XRB	15.2 ± 2.6	9.02/ 5	17.3	4	0.8
EXMS B0857-401B	08 59 25	-40 18 13	1985/331 20:28	Vela X-1	XRB	72.8 ± 4.4	41.57/11	139.7	4	24.9
EXMS B0905-097	09 08 20	-09 54 52	1985/134 22:57	J090802.1-095928	RAS	7.9 ± 1.4	9.23/12	17.3	4	2.6
EXMS B0906-092	09 08 40	-09 29 03	1983/319 09:46	A754	CLU	5.7 ± 1.5	4.76/ 5	7.5	3	5.4
EXMS B0907-096	09 09 31	-09 49 47	1985/133 21:35	A754	CLU	8.0 ± 1.3	11.98/11	19.7	3	13.4
EXMS B0905-093	09 08 10	-09 32 57	1985/320 18:16	A754	CLU	7.2 ± 1.6	5.85/11	10.6	3	11.3
EXMS B0907-093	09 09 26	-09 35 58	1985/324 02:39	A754	CLU	4.3 ± 1.2	3.02/ 6	7.3	3	4.4
EXMS B0912+354	09 15 31	+35 12 39	1983/305 22:09	J091407.4+352733	RAS	9.6 ± 2.7	3.68/ 5	6.5	2	21.1
EXMS B0917-549	09 19 30	-55 10 15	1984/083 10:05	J092026.2-551224	RAS	34.1 ± 2.4	4.46/ 5	97.1	2	7.2

Table 3 (continued).

Designation	RA (2000)	Dec (2000)	Time	Identification	Type	Counts (s ⁻¹ half ⁻¹)	χ^2/dof	λ	F	D (arc min)
EXMS B0918-548	09 19 58	-55 04 30	1983/352 16:38	4U0918-549	XRB	18.1 ± 3.3	0.76/ 1	15.3	4	8.7
EXMS B0918-549C	09 19 57	-55 08 24	1984/083 14:51	4U0918-549	XRB	34.7 ± 2.3	4.59/ 5	116.0	4	6.1
EXMS B0918-549A	09 19 48	-55 09 42	1984/083 10:03	4U0918-549	XRB	30.5 ± 2.4	0.55/ 4	84.2	4	6.2
EXMS B0918-549B	09 19 51	-55 07 32	1984/083 14:49	4U0918-549	XRB	30.6 ± 2.4	8.16/ 5	80.7	4	7.5
EXMS B0919-551	09 21 04	-55 18 58	1984/159 23:10	4U0918-549	XRB	14.6 ± 2.0	3.02/ 4	26.5	4	2.5
EXMS B0919-550B	09 21 12	-55 18 14	1984/159 23:08	4U0918-549	XRB	13.5 ± 2.1	5.13/ 5	21.4	4	1.1
EXMS B0919-550A	09 20 37	-55 14 55	1984/159 20:12	4U0918-549	XRB	18.4 ± 3.0	1.04/ 1	19.3	4	0.9
EXMS B0918-549D	09 20 16	-55 10 42	1984/351 09:03	4U0918-549	XRB	10.3 ± 1.8	8.00/ 5	17.4	4	2.5
EXMS B0917-548A	09 18 55	-55 06 29	1984/352 18:28	4U0918-549	XRB	12.0 ± 2.5	5.41/ 4	11.3	4	14.2
EXMS B0920-551	09 21 53	-55 23 59	1984/352 09:09	4U0918-549	XRB	12.6 ± 2.9	3.57/ 5	9.5	4	16.8
EXMS B0917-545	09 18 35	-54 47 56	1984/354 00:22	4U0918-549	XRB	11.4 ± 2.9	3.88/ 5	7.5	4	25.5
EXMS B0917-547A	09 19 16	-55 00 23	1984/354 05:53	4U0918-549	XRB	10.3 ± 1.8	0.38/ 4	16.0	4	12.1
EXMS B0918-549E	09 20 25	-55 07 40	1984/355 05:39	4U0918-549	XRB	10.7 ± 1.5	1.90/ 5	24.7	4	3.8
EXMS B0917-547B	09 19 26	-54 59 58	1984/357 05:28	4U0918-549	XRB	10.5 ± 2.6	1.85/ 5	8.5	4	15.5
EXMS B0919-547	09 21 17	-54 59 58	1984/359 02:13	4U0918-549	XRB	7.5 ± 1.9	1.37/ 4	7.6	4	4.7
EXMS B0917-548B	09 18 37	-55 03 09	1985/351 04:02	4U0918-549	XRB	9.6 ± 2.1	6.42/11	11.0	4	18.0
EXMS B0918-630	09 19 44	-63 17 39	1985/186 13:49	A0921-630	XRB	8.2 ± 1.1	8.34/11	29.1	3	10.0
EXMS B0923-308	09 25 11	-31 01 13	1984/337 08:26	J092418.0-314212	RAS	10.0 ± 1.6	4.88/11	20.6	4	40.6
EXMS B0945-306A	09 47 50	-30 53 18	1984/144 14:39	ESO 434-G40	AGN	3.9 ± 0.8	8.63/11	10.6	4	2.4
EXMS B0945-306B	09 47 54	-30 55 17	1984/337 14:52	ESO 434-G40	AGN	6.6 ± 1.4	4.91/11	11.5	4	2.5
EXMS B1018+196	10 21 11	+19 26 03	1983/325 00:42	AD Leo	VST	11.8 ± 3.2	7.90/11	6.7	4	29.8
EXMS B1042-599	10 44 48	-60 14 29	1984/134 02:47	J104346.4-594538	RAS	14.9 ± 3.2	11.71/11	10.9	4	29.8
EXMS B1044-592	10 46 30	-59 29 04	1985/002 03:51	J104346.4-594538	RAS	0.0 ± 0.0	5.81/11	7.1	4	26.0
EXMS B1045-591	10 47 56	-59 26 11	1985/003 01:31	J104346.4-594538	RAS	5.2 ± 1.3	6.65/11	7.6	4	35.1
EXMS B1040-593	10 42 41	-59 35 13	1985/197 03:01	J104346.4-594538	RAS	6.8 ± 1.6	9.33/11	9.1	4	13.3
EXMS B1043-593	10 45 09	-59 39 44	1986/014 06:48	J104346.4-594538	RAS	15.0 ± 3.6	8.24/11	8.7	4	2.8
EXMS B1044-602	10 46 48	-60 29 41	1984/159 23:01	E1048.1-5937	XRB	63.9 ± 14.3	0.48/ 5	10.1	4	40.9
EXMS B1044-595	10 46 20	-59 48 44	1986/012 03:20	E1048.1-5937	XRB	13.4 ± 2.2	14.92/11	19.2	3	25.3
EXMS B1052-618	10 54 15	-62 04 43	1984/196 23:06	J105605.6-615149	RAS	17.2 ± 2.7	9.62/11	20.9	4	18.2
EXMS B1101+575	11 04 13	+57 17 16	1984/109 19:52	J110159.1+572316	RAS	6.1 ± 1.8	1.98/ 5	6.1	4	9.0
EXMS B1101+386	11 04 15	+38 22 14	1984/326 01:31	Mkn421	AGN	6.1 ± 1.4	3.11/ 5	10.1	4	6.6
EXMS B1101+381	11 04 46	+37 55 24	1985/136 23:07	Mkn421	AGN	5.6 ± 1.5	10.09/11	7.4	4	12.7
EXMS B1101+382	11 04 24	+37 58 39	1985/136 23:10	Mkn421	AGN	5.6 ± 1.6	13.83/11	6.2	4	12.0
EXMS B1111+142	11 14 36	+14 01 33	1985/350 01:28	J111255.3+132625	RAS	38.4 ± 9.7	4.87/11	7.9	4	41.8
EXMS B1113-604	11 15 48	-60 44 11	1984/053 20:56	Cen X-3	XRB	139.8 ± 12.6	9.33/11	61.6	4	40.4
EXMS B1124-601A	11 26 34	-60 25 54	1984/053 20:58	Cen X-3	XRB	116.0 ± 10.1	7.04/ 8	65.8	4	40.9
EXMS B1113-605	11 15 55	-60 47 12	1984/054 05:40	Cen X-3	XRB	189.9 ± 12.3	15.47/11	119.6	4	40.4

Table 3 (continued).

Designation	RA (2000)	Dec (2000)	Time	Identification	Type	Counts (s^{-1} half $^{-1}$)	χ^2/dof	λ	F	D (arc min)
EXMS B1124-601B	11 26 46	-60 28 22	1984/054 05:38	Cen X-3	XRB	116.1 ± 10.5	13.88/11	60.9	4	41.7
EXMS B1117-608	11 19 35	-61 05 08	1984/161 08:32	Cen X-3	XRB	44.8 ± 5.2	5.29/ 5	37.5	4	29.7
EXMS B1119-603	11 21 26	-60 35 42	1984/183 18:25	Cen X-3	XRB	86.3 ± 1.8	95.89/12	1215.0	4	2.3
EXMS B1120-601A	11 22 18	-60 27 39	1984/187 18:53	Cen X-3	XRB	129.2 ± 2.0	123.39/11	2036.6	3	11.5
EXMS B1119-601	11 21 56	-60 26 22	1984/187 15:46	Cen X-3	XRB	150.0 ± 2.1	79.27/11	2473.3	3	11.2
EXMS B1118-603A	11 20 58	-60 38 53	1984/201 23:03	Cen X-3	XRB	79.6 ± 4.9	0.01/ 1	147.6	4	2.1
EXMS B1122-606	11 24 32	-60 58 04	1984/202 15:09	Cen X-3	XRB	109.4 ± 6.5	4.91/ 4	140.4	4	31.5
EXMS B1118-604	11 20 37	-60 41 34	1985/002 03:48	Cen X-3	XRB	8.6 ± 1.0	9.52/11	34.1	4	4.7
EXMS B1118-603B	11 21 07	-60 38 51	1985/003 01:28	Cen X-3	XRB	18.7 ± 1.1	7.26/11	141.9	4	0.6
EXMS B1118-601	11 21 05	-60 25 32	1985/005 21:04	Cen X-3	XRB	25.0 ± 1.4	12.11/11	166.1	3	9.3
EXMS B1120-602	11 22 30	-60 31 55	1985/006 04:20	Cen X-3	XRB	12.3 ± 1.2	7.22/11	51.4	4	9.7
EXMS B1120-601B	11 23 01	-60 22 38	1985/009 04:25	Cen X-3	XRB	84.6 ± 2.3	64.03/11	683.1	3	18.8
EXMS B1120-605	11 22 50	-60 49 25	1985/017 20:26	Cen X-3	XRB	250.7 ± 5.9	50.99/ 4	893.4	4	16.4
EXMS B1118-603C	11 21 00	-60 36 47	1985/023 06:34	Cen X-3	XRB	6.1 ± 1.7	2.52/ 5	6.5	4	2.1
EXMS B1123-605	11 25 34	-60 48 13	1986/021 02:49	Cen X-3	XRB	10.1 ± 2.7	4.20/11	7.1	4	29.4
EXMS B1119-604	11 21 60	-60 42 31	1986/022 02:59	Cen X-3	XRB	8.3 ± 1.6	9.03/ 7	13.6	4	7.3
EXMS B1120-591	11 23 06	-59 26 38	1985/134 12:44	J112427.9-591538	RAS	9.7 ± 2.4	4.54/ 7	8.4	4	7.5
EXMS B1122-589	11 24 47	-59 13 29	1984/183 18:27	MSH11-54	SNR	4.5 ± 1.3	11.87/11	6.5	4	0.6
EXMS B1123-588	11 26 08	-59 05 55	1984/187 18:51	MSH11-54	SNR	5.9 ± 1.7	17.72/11	6.3	4	12.5
EXMS B1128-597	11 31 14	-59 58 54	1984/023 03:04	J113019.4-595912	RAS	15.5 ± 4.5	17.26/11	6.4	4	5.2
EXMS B1136-650	11 39 12	-65 20 16	1984/047 04:27	J113929.4-652352	RAS	3.4 ± 0.9	10.68/11	7.9	4	0.1
EXMS B1144-618	11 47 10	-62 05 33	1984/187 18:48	A1145.1-6141	XRB	39.7 ± 1.6	39.45/ 6	315.6	4	8.3
EXMS B1146-615B	11 48 36	-61 50 02	1984/208 03:44	A1145.1-6141	XRB	14.3 ± 2.0	8.57/11	25.9	4	10.7
EXMS B1141-616	11 43 55	-61 55 30	1985/023 20:05	4U1145-619	XRB	17.5 ± 4.0	1.92/ 5	9.9	4	29.9
EXMS B1155-187	11 57 35	-19 00 59	1984/030 21:38	J115721.0-193835	RAS	14.6 ± 4.1	7.90/11	6.6	4	32.2
EXMS B1210-645	12 13 10	-64 52 16	1984/115 20:56	J120649.3-643601	RAS	45.5 ± 8.4	7.71/11	14.6	4	42.5
EXMS B1210-648	12 12 44	-65 08 12	1984/113 18:36	J121452.1-652801	RAS	25.8 ± 4.5	4.61/ 4	16.6	4	22.1
EXMS B1222-625	12 25 22	-62 52 21	1985/214 17:35	BI Cru	VST	20.8 ± 1.8	17.09/11	68.6	4	19.1
EXMS B1223-624	12 25 58	-62 41 58	1984/153 23:48	GX301-2	XRB	71.9 ± 3.3	1.88/ 2	282.0	3	4.1
EXMS B1225+021	12 28 31	+01 54 14	1985/176 15:31	3C273	AGN	6.6 ± 1.5	8.63/11	9.9	3	4.8
EXMS B1228+126	12 30 40	+12 23 14	1984/005 18:01	Virgo	CLU	19.2 ± 1.5	10.19/11	81.7	3	1.0
EXMS B1227+126A	12 30 27	+12 23 08	1984/005 17:57	Virgo	CLU	25.1 ± 1.6	16.41/11	123.8	3	2.2
EXMS B1227+126B	12 30 16	+12 21 37	1984/356 22:53	Virgo	CLU	24.8 ± 2.4	5.34/ 5	52.5	3	6.7
EXMS B1228+127A	12 30 33	+12 25 30	1984/357 06:24	Virgo	CLU	19.6 ± 2.1	5.83/ 5	44.1	3	4.5
EXMS B1229+124	12 32 22	+12 07 48	1984/357 13:54	Virgo	CLU	21.8 ± 3.1	4.62/ 5	24.5	3	27.1
EXMS B1226+127	12 28 48	+12 30 57	1984/359 08:57	Virgo	CLU	23.7 ± 5.1	7.30/ 4	10.8	3	30.1
EXMS B1231+124	12 33 50	+12 07 53	1984/359 08:57	Virgo	CLU	1959.3 ± 487.5	4.08/ 5	8.2	3	45.5

Table 3 (continued).

Designation	RA (2000)	Dec (2000)	Time	Identification	Type	Counts (s ⁻¹ half ⁻¹)	χ^2/dof	λ	F	D (arc min)
EXMS B1227+125	12 30 18	+12 15 50	1985/176 04:55	Virgo	CLU	17.3 ± 1.5	15.10/11	65.3	3	4.1
EXMS B1228+127B	12 31 23	+12 26 06	1985/355 14:30	Virgo	CLU	24.5 ± 2.1	5.67/11	66.1	3	8.8
EXMS B1228+128A	12 31 02	+12 31 56	1986/009 09:19	Virgo	CLU	19.0 ± 1.6	10.90/11	66.8	3	8.0
EXMS B1228+128B	12 30 57	+12 33 47	1986/009 22:49	Virgo	CLU	19.4 ± 1.3	22.01/11	119.7	3	10.3
EXMS B1235+708	12 37 34	+70 36 56	1983/315 09:43	J123137.5+704417	RAS	10.8 ± 3.1	3.07/ 5	6.0	2	24.0
EXMS B1243-630	12 46 03	-63 19 30	1985/217 20:13	H1249-637	XRB	9.6 ± 2.7	5.40/11	6.3	4	9.5
EXMS B1245-589	12 48 20	-59 14 32	1985/214 17:28	J124423.9-585428	RAS	25.2 ± 4.0	8.90/11	19.8	4	36.3
EXMS B1246-410A	12 48 50	-41 22 17	1984/021 21:54	1246-41	RAD	18.2 ± 1.9	2.85/11	45.8	3	2.0
EXMS B1244-409	12 47 25	-41 13 21	1986/017 16:53	1246-41	RAD	9.7 ± 1.8	6.87/11	14.0	3	16.5
EXMS B1246-408	12 49 16	-41 09 31	1986/021 02:14	1246-41	RAD	10.4 ± 1.5	6.79/11	25.8	3	0.1
EXMS B1245-408	12 48 08	-41 08 25	1986/022 10:49	1246-41	RAD	7.7 ± 1.8	6.52/11	9.4	3	11.8
EXMS B1246-588	12 49 45	-59 05 07	1984/212 10:04	4U1246-588	XRB	21.6 ± 1.5	9.54/11	101.6	4	2.6
EXMS B1250-584	12 52 59	-58 41 16	1985/053 17:42	4U1246-588	XRB	28.2 ± 5.7	3.60/ 5	12.3	4	36.2
EXMS B1249-583	12 52 31	-58 36 34	1985/054 01:13	4U1246-588	XRB	17.6 ± 3.7	4.55/11	11.2	4	36.8
EXMS B1250-291	12 53 21	-29 28 11	1984/035 10:54	EX Hya	RIT	4.2 ± 1.1	5.54/ 7	8.1	4	4.8
EXMS B1248-288	12 50 51	-29 06 57	1986/011 10:50	EX Hya	RIT	8.4 ± 2.1	7.82/11	7.9	4	21.8
EXMS B1246-410B	12 49 36	-41 20 07	1985/017 20:09	ESO 323-G32	AGN	140.7 ± 34.4	7.72/ 5	8.5	4	45.0
EXMS B1247-689	12 50 32	-69 10 24	1985/215 00:18	IPC125256-69	XRA	40.8 ± 4.9	8.48/11	35.1	4	33.9
EXMS B1254-690B	12 57 40	-69 18 51	1984/226 04:42	4U1254-690	XRB	44.7 ± 2.6	1.70/ 5	152.9	4	0.4
EXMS B1258-688	13 01 20	-69 05 42	1985/042 06:46	4U1254-690	XRB	42.4 ± 2.2	6.61/ 5	178.9	3	6.1
EXMS B1253-690	12 56 21	-69 21 04	1985/051 18:24	4U1254-690	XRB	40.7 ± 1.9	13.67/11	234.7	4	7.3
EXMS B1253-691	12 56 54	-69 22 36	1985/051 18:28	4U1254-690	XRB	35.6 ± 1.8	9.24/12	199.7	4	6.2
EXMS B1258-687A	13 01 58	-69 02 43	1985/058 03:06	4U1254-690	XRB	153.0 ± 9.5	5.28/11	129.7	4	2.6
EXMS B1252-687	12 55 26	-69 01 33	1985/060 02:06	4U1254-690	XRB	64.8 ± 7.1	7.27/ 9	41.8	4	19.7
EXMS B1258-687B	13 01 58	-69 02 42	1985/060 02:01	4U1254-690	XRB	24.1 ± 2.4	2.82/ 7	51.1	4	27.6
EXMS B1250-691	12 54 06	-69 23 50	1985/050 16:55	————	XRB	38.6 ± 2.7	12.13/11	107.2	3	18.3
EXMS B1254-690A	12 57 50	-69 18 27	1984/042 00:25	4U1254-690	XRB	42.1 ± 2.4	2.10/ 4	152.5	4	3.8
EXMS B1256-687	12 59 59	-68 58 29	1985/046 23:57	4U1254-690	XRB	55.5 ± 6.9	4.60/11	32.7	4	22.2
EXMS B1251-691	12 54 43	-69 25 55	1985/050 16:51	4U1254-690	XRB	34.6 ± 2.5	8.82/11	97.4	4	17.2
EXMS B1255+283	12 58 07	+28 04 57	1984/355 15:16	Coma	CLU	26.5 ± 3.7	4.61/ 5	25.6	3	22.5
EXMS B1256+280	12 58 55	+27 47 51	1984/356 17:56	Coma	CLU	27.2 ± 2.2	9.50/10	79.9	3	15.2
EXMS B1256+283A	12 59 05	+28 04 42	1984/356 17:51	Coma	CLU	22.1 ± 2.1	3.83/ 4	58.2	3	11.1
EXMS B1256+281	12 58 37	+27 55 27	1984/357 13:41	Coma	CLU	23.5 ± 2.7	5.58/ 5	38.7	3	12.4
EXMS B1259+278A	13 01 29	+27 37 50	1984/357 06:35	Coma	CLU	22.4 ± 4.3	0.39/ 5	13.6	3	29.2
EXMS B1256+283B	12 59 08	+28 04 40	1984/359 09:09	Coma	CLU	23.6 ± 2.3	4.28/ 5	51.0	3	10.5
EXMS B1256+278B	12 58 53	+27 33 05	1985/005 19:30	Coma	CLU	24.6 ± 2.2	10.34/11	64.5	3	27.4
EXMS B1256+278A	12 58 59	+27 33 32	1985/005 14:09	Coma	CLU	33.6 ± 2.4	6.27/11	95.3	3	27.5

Table 3 (continued).

Designation	RA (2000)	Dec (2000)	Time	Identification	Type	Counts (s ⁻¹ half ⁻¹)	χ^2/dof	λ	F	D (arc min)
EXMS B1259+278B	13 01 35	+27 35 58	1985/175 12:53	Coma	CLU	23.2 ± 5.3	1.28/ 5	9.8	3	31.2
EXMS B1257+279	13 00 14	+27 43 49	1985/176 04:31	Coma	CLU	19.0 ± 1.8	13.25/11	54.0	3	11.5
EXMS B1254+285	12 57 08	+28 16 08	1985/355 14:08	Coma	CLU	34.5 ± 6.4	6.08/11	15.7	3	38.8
EXMS B1257+287A	13 00 17	+28 28 27	1986/014 09:26	Coma	CLU	22.4 ± 3.1	5.59/11	25.6	3	30.2
EXMS B1257+287B	13 00 23	+28 28 52	1986/014 23:07	Coma	CLU	29.4 ± 2.6	17.08/11	62.8	3	29.9
EXMS B1319-426	13 22 29	-42 57 06	1985/210 20:23	J131932.0-424526	RAS	103.8 ± 7.5	7.17/11	96.7	4	34.1
EXMS B1320-427	13 23 34	-42 58 55	1985/210 13:53	Cen A	AGN	30.8 ± 1.8	10.90/11	150.4	3	19.4
EXMS B1324-312	13 27 30	-31 31 20	1985/015 15:13	A3558	CLU	4.7 ± 1.2	7.55/11	7.4	3	4.1
EXMS B1331-338	13 34 35	-34 05 43	1985/023 19:42	MCG6-30-15	AGN	8.8 ± 2.1	2.63/ 5	9.0	3	16.9
EXMS B1342-325	13 45 15	-32 50 43	1985/210 20:38	A3571	CLU	10.8 ± 2.1	8.42/11	15.5	3	25.3
EXMS B1344-325	13 47 22	-32 48 16	1986/052 18:17	A3571	CLU	9.2 ± 1.3	5.20/11	23.6	3	2.3
EXMS B1345-326	13 47 59	-32 54 52	1986/052 18:13	A3571	CLU	7.9 ± 1.5	8.08/11	14.7	3	1.0
EXMS B1346-301	13 49 10	-30 24 53	1985/023 19:37	IC4329A	AGN	8.0 ± 2.2	3.03/ 5	6.4	3	0.5
EXMS B1347-297B	13 50 12	-30 00 59	1985/042 06:07	IC4329A	AGN	13.8 ± 2.6	3.55/ 5	14.7	3	21.0
EXMS B1346-303	13 49 31	-30 35 17	1985/210 20:42	IC4329A	AGN	7.0 ± 1.2	6.79/12	21.4	3	8.6
EXMS B1347-297A	13 50 24	-30 02 09	1985/042 01:03	IC 4329A	AGN	13.3 ± 2.2	2.82/ 5	17.8	4	19.5
EXMS B1346+266	13 48 48	+26 25 09	1985/020 01:46	A1795	CLU	3.6 ± 1.0	10.33/11	6.1	3	9.3
EXMS B1344+267	13 46 57	+26 28 48	1985/188 13:44	A1795	CLU	6.7 ± 1.7	4.54/11	7.2	3	26.2
EXMS B1345+268A	13 48 12	+26 38 42	1986/014 09:09	A1795	CLU	6.7 ± 1.2	5.54/11	15.3	3	0.4
EXMS B1345+268B	13 48 13	+26 37 15	1986/014 09:13	A1795	CLU	5.2 ± 1.3	7.61/11	7.7	3	1.6
EXMS B1457-081	14 59 47	-08 21 20	1985/032 11:35	Delta Lib	VST	16.0 ± 2.3	11.63/11	24.3	4	19.9
EXMS B1508+060	15 10 54	+05 49 48	1985/040 21:37	A2029	CLU	7.3 ± 1.3	2.04/ 4	15.3	3	3.7
EXMS B1519-570	15 22 53	-57 16 21	1984/053 20:23	Cir X-1	XRb	454.5 ± 11.8	7.62/ 2	748.8	4	18.0
EXMS B1517-570A	15 21 45	-57 14 16	1984/054 06:14	Cir X-1	XRb	478.6 ± 6.6	12.22/ 1	2592.6	3	8.9
EXMS B1517-570B	15 21 35	-57 12 16	1984/054 23:29	Cir X-1	XRb	398.0 ± 6.0	25.78/ 2	2222.1	4	6.6
EXMS B1518-570	15 21 59	-57 11 43	1984/054 17:55	Cir X-1	XRb	396.0 ± 6.5	35.61/ 2	1905.0	3	9.9
EXMS B1519-566	15 22 54	-56 47 58	1984/084 10:28	Cir X-1	XRb	333.5 ± 6.0	6.56/ 5	1557.5	3	28.9
EXMS B1516-569A	15 20 21	-57 04 58	1984/235 19:31	Cir X-1	XRb	36.1 ± 2.1	8.64/ 5	243.9	4	4.6
EXMS B1516-569B	15 19 57	-57 08 39	1985/051 18:49	Cir X-1	XRb	48.2 ± 1.9	1.34/ 5	318.8	4	6.2
EXMS B1514-567	15 18 24	-56 54 31	1985/053 17:20	Cir X-1	XRb	21.2 ± 3.7	4.00/ 4	16.8	4	22.8
EXMS B1517-570C	15 21 40	-57 11 34	1985/055 08:19	Cir X-1	XRb	15.5 ± 1.5	9.88/11	57.7	4	8.0
EXMS B1513-566	15 17 12	-56 48 28	1986/052 05:41	Cir X-1	XRb	323.6 ± 10.3	8.98/11	494.6	3	33.8
EXMS B1522+089	15 24 35	+08 45 08	1985/041 03:09	A2063	CLU	6.9 ± 1.9	3.49/11	6.7	3	16.9
EXMS B1537-520	15 41 18	-52 14 49	1984/054 23:32	4U1538-522	XRb	17.4 ± 4.0	0.10/ 1	9.8	4	12.3
EXMS B1536-523	15 40 32	-52 27 54	1985/055 08:25	4U1538-522	XRb	6.2 ± 1.4	12.10/11	10.3	4	15.4
EXMS B1539-523	15 43 39	-52 32 50	1985/057 01:55	4U1538-522	XRb	44.6 ± 7.9	3.62/ 5	16.1	4	13.7
EXMS B1538-518	15 42 14	-52 03 08	1985/226 04:29	4U1538-522	XRb	7.9 ± 2.0	7.19/11	7.5	4	19.7

Table 3 (continued).

Designation	RA (2000)	Dec (2000)	Time	Identification	Type	Counts (s ⁻¹ half ⁻¹)	χ^2 /dof	λ	F	D (arc min)
EXMS B1539-519	15 43 02	-52 05 28	1985/226 04:25	4U1538-522	XRB	7.7 ± 2.0	5.35/11	7.5	4	18.3
EXMS B1545-627	15 50 17	-62 56 33	1984/247 18:20	J154659.6-624741	RAS	98.4 ± 13.6	1.24/ 1	26.3	4	19.3
EXMS B1540-623	15 44 41	-62 33 23	1984/059 19:16	4U1543-624	XRB	94.0 ± 7.4	0.37/ 2	82.1	3	22.4
EXMS B1543-624A	15 47 34	-62 34 18	1984/061 00:46	4U1543-624	XRB	68.6 ± 1.9	6.93/ 5	623.4	4	0.2
EXMS B1543-624B	15 47 36	-62 38 44	1984/249 20:56	4U1543-624	XRB	62.9 ± 3.9	1.05/ 1	139.5	3	1.8
EXMS B1544-628	15 48 54	-63 00 18	1985/060 22:53	4U1543-624	XRB	63.5 ± 2.4	8.54/11	353.7	3	15.1
EXMS B1547-625	15 52 06	-62 44 44	1985/061 16:57	4U1543-624	XRB	64.3 ± 3.0	13.88/11	262.5	4	30.3
EXMS B1547-626	15 52 16	-62 49 04	1985/062 03:50	4U1543-624	XRB	53.8 ± 6.7	5.46/ 5	32.4	4	32.9
EXMS B1543-623A	15 48 14	-62 31 41	1985/065 16:54	4U1543-624	XRB	64.8 ± 1.9	15.93/11	559.7	4	3.2
EXMS B1543-623B	15 48 13	-62 33 04	1985/065 16:58	4U1543-624	XRB	67.0 ± 1.9	8.73/11	612.5	4	1.8
EXMS B1539-622	15 43 31	-62 22 53	1985/248 05:27	4U1543-624	XRB	62.2 ± 2.4	10.00/11	336.6	4	30.6
EXMS B1556+274	15 58 27	+27 20 04	1985/040 16:07	A2142	CLU	6.9 ± 1.9	10.36/ 5	6.6	3	0.5
EXMS B1558-606	16 03 06	-60 46 46	1984/061 00:49	4U1556-605	XRB	29.5 ± 3.0	19.55/ 5	46.7	4	15.1
EXMS B1559-607	16 03 39	-60 53 16	1984/249 20:57	4U1556-605	XRB	22.4 ± 3.8	0.01/ 1	18.0	4	19.7
EXMS B1553-605	15 57 21	-60 39 38	1985/061 16:54	4U1556-605	XRB	24.0 ± 2.3	5.29/12	65.9	4	27.5
EXMS B1557-601	16 01 49	-60 19 06	1986/060 04:46	4U1556-605	XRB	20.7 ± 2.9	5.11/11	26.0	4	25.9
EXMS B1611-525	16 15 31	-52 39 59	1984/061 00:54	4U1608-522	XRB	35.7 ± 14.0	1.58/ 5	8.0	4	28.1
EXMS B1608-521	16 12 45	-52 19 20	1984/067 04:43	4U1608-522	XRB	142.2 ± 5.9	5.66/ 8	351.6	4	6.0
EXMS B1609-521	16 13 06	-52 14 34	1984/085 01:18	4U1608-522	XRB	93.0 ± 2.5	3.34/ 5	699.1	4	11.3
EXMS B1606-523	16 10 30	-52 29 24	1985/061 08:22	4U1608-522	XRB	53.3 ± 0.0	0.00/ 1	92.9	3	20.5
EXMS B1608-522A	16 12 41	-52 25 31	1985/061 16:42	4U1608-522	XRB	60.2 ± 1.5	9.81/11	850.0	4	0.3
EXMS B1609-517	16 13 16	-51 50 09	1985/061 16:36	4U1608-522	XRB	50.8 ± 5.5	7.40/11	42.4	4	35.6
EXMS B1608-522B	16 12 41	-52 24 59	1985/062 03:58	4U1608-522	XRB	62.9 ± 2.9	7.50/ 5	236.2	4	0.6
EXMS B1607-527	16 11 47	-52 54 26	1985/248 05:45	4U1608-522	XRB	210.8 ± 2.9	15.59/11	2594.0	3	29.3
EXMS B1605-522	16 09 19	-52 21 07	1986/060 05:02	4U1608-522	XRB	48.3 ± 4.2	6.91/11	65.5	4	31.4
EXMS B1608-524	16 12 43	-52 34 42	1986/064 09:47	4U1608-522	XRB	35.7 ± 2.3	11.46/11	121.1	3	2.4
EXMS B1609-607	16 14 19	-60 53 29	1984/084 10:33	J161434.5-605422	RAS	19.2 ± 2.7	0.62/ 5	25.4	4	0.3
EXMS B1612-609	16 16 54	-61 03 06	1984/251 21:47	J161434.5-605422	RAS	13.2 ± 2.9	3.36/ 5	10.6	4	18.3
EXMS B1604-606	16 09 17	-60 47 58	1985/062 03:51	J161434.5-605422	RAS	36.3 ± 6.8	2.91/ 4	14.2	4	39.4
EXMS B1611-605A	16 15 52	-60 43 26	1985/104 05:30	J161434.5-605422	RAS	14.6 ± 1.9	4.43/11	30.6	4	14.5
EXMS B1611-605B	16 15 56	-60 42 47	1985/104 05:33	J161434.5-605422	RAS	13.6 ± 1.9	5.09/11	26.1	4	15.4
EXMS B1611-606B	16 15 36	-60 45 18	1985/104 18:59	J161434.5-605422	RAS	14.5 ± 1.8	8.43/11	31.6	4	11.9
EXMS B1611-606A	16 15 50	-60 45 55	1985/104 18:55	J161434.5-605422	RAS	14.6 ± 1.9	20.01/11	28.7	4	12.4
EXMS B1611-508	16 15 38	-50 56 06	1985/227 09:13	HW Nor	VST	19.0 ± 4.5	5.21/ 8	9.1	4	1.2
EXMS B1614-153	16 17 15	-15 28 52	1984/053 20:08	Sco X-1	XRB	10326.6 ± 103.4	1238.82/ 1	5482.6	3	39.7
EXMS B1616-153A	16 19 23	-15 29 09	1984/054 06:29	Sco X-1	XRB	1673.9 ± 19.6	1913.42/ 1	3659.4	3	9.3
EXMS B1616-153B	16 19 23	-15 28 46	1984/054 17:39	Sco X-1	XRB	1800.7 ± 20.2	2867.08/ 1	4016.4	3	9.4

Table 3 (continued).

Designation	RA (2000)	Dec (2000)	Time	Identification	Type	Counts (s^{-1} half $^{-1}$)	χ^2/dof	λ	F	D (arc min)
EXMS B1614-154	16 17 46	-15 37 14	1984/055 10:14	Sco X-1	XRB	4081.4 ± 29.6	2333.61/ 1	10527.1	3	28.7
EXMS B1620-156	16 23 15	-15 45 39	1984/055 10:14	Sco X-1	XRB	13432.2 ± 571.0	0.16/ 1	289.1	3	28.7
EXMS B1618-153	16 21 03	-15 30 43	1984/243 10:09	Sco X-1	XRB	2388.9 ± 24.4	2398.68/ 1	5135.2	3	14.9
EXMS B1618-156	16 20 57	-15 46 49	1984/243 05:43	Sco X-1	XRB	2001.8 ± 22.7	2953.27/ 1	3885.5	3	16.0
EXMS B1613-152	16 16 11	-15 19 41	1986/053 15:07	Sco X-1	XRB	3385.7 ± 160.9	8.21/11	221.7	3	46.6
EXMS B1622-490	16 25 48	-49 11 32	1985/062 03:59	J162517.7-490855	RAS	71.1 ± 3.4	11.81/ 5	222.5	4	4.3
EXMS B1624-487B	16 28 43	-48 52 33	1984/069 16:06	4U1624-490	XRB	70.5 ± 2.9	13.99/11	306.6	4	19.9
EXMS B1624-487A	16 28 34	-48 53 30	1984/069 16:03	4U1624-490	XRB	68.2 ± 2.8	13.20/11	287.2	4	18.7
EXMS B1625-491	16 29 41	-49 14 12	1986/060 05:07	4U1624-490	XRB	56.5 ± 2.4	9.27/12	272.9	3	16.3
EXMS B1622-491	16 26 34	-49 18 04	1986/064 09:40	4U1624-490	XRB	74.2 ± 1.7	10.49/11	912.8	3	12.9
EXMS B1627+391	16 29 03	+39 02 21	1984/059 12:00	A2199	CLU	15.6 ± 3.2	18.63/11	12.1	3	28.7
EXMS B1628-669	16 33 22	-67 04 17	1983/257 16:00	4U1627-673	XRB	25.9 ± 2.8	3.04/ 9	42.8	4	24.4
EXMS B1627-669	16 32 44	-67 04 44	1983/257 15:56	4U1627-673	XRB	27.0 ± 2.6	13.05/11	53.7	4	23.1
EXMS B1623-672	16 28 58	-67 23 25	1984/251 21:43	4U1627-673	XRB	26.0 ± 3.5	0.93/ 5	28.1	4	19.8
EXMS B1625-673	16 30 29	-67 25 31	1984/254 14:38	4U1627-673	XRB	29.4 ± 2.8	6.20/ 2	56.3	4	11.7
EXMS B1622-672	16 27 04	-67 19 13	1985/065 16:44	4U1627-673	XRB	22.1 ± 3.9	3.91/ 5	16.1	4	31.3
EXMS B1621-671	16 26 42	-67 17 47	1985/069 17:45	4U1627-673	XRB	26.3 ± 4.6	3.35/11	16.3	4	33.7
EXMS B1632-673	16 37 29	-67 25 37	1985/072 04:17	4U1627-673	XRB	24.8 ± 3.7	10.70/10	22.8	4	29.2
EXMS B1628-667	16 33 45	-66 53 48	1985/248 05:13	4U1627-673	XRB	29.9 ± 2.6	21.87/11	65.7	4	33.8
EXMS B1632-674	16 37 41	-67 33 27	1986/066 01:48	4U1627-673	XRB	35.8 ± 4.2	12.91/11	37.8	4	31.5
EXMS B1626+397	16 28 06	+39 39 41	1984/036 17:18	RX J16290+4007	XRA	14.0 ± 2.1	12.29/11	21.8	2	28.8
EXMS B1627+168	16 29 35	+16 46 42	1985/055 10:05	J162950.2+163557	RAS	11.8 ± 4.8	2.96/11	8.1	4	6.0
EXMS B1629-475	16 33 27	-47 38 42	1984/069 16:05	4U1630-472	XRB	5.7 ± 1.3	8.85/11	10.0	4	14.7
EXMS B1630-473	16 33 58	-47 29 19	1984/102 15:22	4U1630-472	XRB	392.9 ± 3.9	2.08/ 2	7656.9	3	2.8
EXMS B1629-473	16 33 41	-47 28 59	1984/131 06:46	4U1630-472	XRB	169.2 ± 2.7	0.03/ 2	2638.1	3	4.5
EXMS B1634-641	16 39 24	-64 13 47	1985/069 17:50	J163818.3-642107	RAS	26.1 ± 6.2	4.25/ 7	15.1	4	12.0
EXMS B1632-644	16 37 14	-64 32 23	1985/107 02:20	J163818.3-642107	RAS	12.6 ± 2.3	10.80/11	14.4	4	13.3
EXMS B1631-643	16 36 33	-64 28 45	1985/108 07:40	J163818.3-642107	RAS	13.4 ± 2.3	5.27/11	16.8	4	13.0
EXMS B1637-642	16 42 21	-64 19 17	1986/066 01:44	J163818.3-642107	RAS	14.0 ± 3.1	7.73/11	10.6	4	26.9
EXMS B1636-537	16 40 34	-53 52 08	1984/085 01:21	4U1636-536	XRB	138.1 ± 2.6	3.40/ 5	1446.6	4	6.4
EXMS B1634-536	16 38 09	-53 43 03	1984/251 21:54	4U1636-536	XRB	88.0 ± 3.5	3.87/ 5	309.9	4	24.4
EXMS B1632-535	16 36 54	-53 37 27	1985/067 00:08	4U1636-536	XRB	78.6 ± 6.1	9.42/11	82.6	4	36.5
EXMS B1637-535	16 41 01	-53 37 29	1986/071 13:06	4U1636-536	XRB	70.7 ± 1.6	7.49/11	1030.6	4	7.7
EXMS B1638-454	16 42 29	-45 32 05	1984/067 04:31	GX340+0	XRB	698.8 ± 16.0	2.67/ 5	958.6	4	35.2
EXMS B1643-455	16 47 20	-45 36 60	1984/251 04:53	GX340+0	XRB	468.0 ± 4.9	9.75/ 4	4543.2	3	15.3
EXMS B1641-455	16 45 36	-45 37 43	1984/251 21:59	GX340+0	XRB	522.8 ± 4.3	14.47/ 4	7260.1	3	1.7
EXMS B1641-454	16 44 57	-45 33 28	1985/067 00:19	GX340+0	XRB	564.8 ± 4.8	75.73/11	6818.5	3	9.5

Table 3 (continued).

Designation	RA (2000)	Dec (2000)	Time	Identification	Type	Counts (s ⁻¹ half ⁻¹)	χ^2/dof	λ	F	D (arc min)
EXMS B1642-452B	16 46 08	-45 17 31	1985/227 10:45	GX340+0	XRB	570.3 ± 2.8	46.27/11	21393.2	3	13.9
EXMS B1642-452A	16 46 03	-45 17 30	1985/227 10:45	GX340+0	XRB	592.3 ± 4.2	38.57/11	9907.2	3	13.9
EXMS B1642-454	16 45 46	-45 31 56	1985/231 09:22	GX340+0	XRB	397.2 ± 2.7	19.82/11	10476.6	4	4.8
EXMS B1650-594	16 54 32	-59 31 42	1985/069 06:18	J165259.4-594302	RAS	21.5 ± 4.4	10.89/11	11.7	4	33.8
EXMS B1646-596	16 51 10	-59 44 38	1985/072 04:28	J165259.4-594302	RAS	6.3 ± 1.7	15.21/11	7.1	4	3.8
EXMS B1652+630	16 53 04	+62 56 51	1986/060 07:51	J165201.5+623209	RAS	8.3 ± 2.4	5.66/11	6.1	4	24.9
EXMS B1650+398	16 52 36	+39 45 05	1984/034 15:13	Mkn501	AGN	4.1 ± 1.2	7.59/ 6	6.1	3	6.6
EXMS B1650+397	16 52 29	+39 41 57	1985/237 03:29	Mkn501	AGN	5.4 ± 1.4	11.83/11	7.2	3	14.5
EXMS B1656-406	16 59 40	-40 41 53	1984/072 09:34	IPC165246-40	XRA	282.4 ± 6.5	10.71/11	273.7	4	38.8
EXMS B1657+355	16 59 06	+35 27 35	1984/058 14:55	Her X-1	XRB	108.0 ± 2.1	12.58/11	1333.5	3	12.9
EXMS B1656+353	16 58 39	+35 18 04	1984/059 11:41	Her X-1	XRB	111.4 ± 1.9	22.43/11	1674.5	4	10.3
EXMS B1658+352	17 00 28	+35 09 46	1984/243 06:02	Her X-1	XRB	32.0 ± 6.9	0.29/ 1	11.6	4	34.0
EXMS B1700-317	17 04 11	-31 48 09	1984/072 09:21	J170047.8-314442	RAS	198.4 ± 45.3	15.65/11	11.1	4	43.3
EXMS B1656-453	17 00 18	-45 25 36	1984/254 19:01	J170240.8-452254	RAS	36.2 ± 5.2	0.76/ 2	25.0	4	24.7
EXMS B1700-487A	17 04 23	-48 50 54	1983/257 16:16	GX339-4	XRB	436.4 ± 6.6	1.66/ 5	2208.0	3	15.5
EXMS B1657-494	17 01 20	-49 29 39	1984/102 08:01	GX339-4	XRB	111.9 ± 11.8	12.38/11	45.7	4	41.9
EXMS B1657-493	17 00 52	-49 27 53	1984/102 15:26	GX339-4	XRB	147.0 ± 17.4	2.54/ 4	36.3	4	41.7
EXMS B1657-486	17 01 42	-48 40 26	1984/254 06:00	GX339-4	XRB	25.7 ± 3.8	0.93/ 1	22.5	4	11.8
EXMS B1654-485	16 58 30	-48 39 52	1985/067 00:15	GX339-4	XRB	264.9 ± 16.7	7.39/11	125.7	4	43.3
EXMS B1700-487B	17 03 54	-48 46 38	1985/069 06:03	GX339-4	XRB	142.0 ± 2.0	15.74/11	2666.4	3	33.8
EXMS B1658-414	17 02 28	-41 29 33	1985/067 00:25	G344.7-0.1	SNR	12.0 ± 1.4	9.41/11	38.2	3	4.0
EXMS B1659+353	17 01 10	+35 19 38	1984/076 17:44	J170112.7+353406	RAS	95.2 ± 5.2	7.57/ 6	265.3	4	13.4
EXMS B1657-386	17 00 46	-38 43 16	1984/072 09:31	J170309.5-383015	RAS	101.8 ± 9.8	5.05/11	68.5	4	26.4
EXMS B1659-362	17 02 60	-36 20 11	1984/067 04:24	GX349+2	XRB	1219.6 ± 18.6	4.81/ 4	2303.7	3	33.7
EXMS B1659-362A	17 03 13	-36 21 50	1984/069 16:19	GX349+2	XRB	598.9 ± 17.1	0.73/ 1	655.9	4	19.9
EXMS B1705-364	17 08 56	-36 29 13	1984/072 09:30	GX349+2	XRB	507.6 ± 8.1	21.14/11	1962.4	4	38.8
EXMS B1658-363	17 01 60	-36 23 20	1984/072 09:28	GX349+2	XRB	726.9 ± 86.2	30.37/11	41.2	3	45.3
EXMS B1702-362	17 05 50	-36 21 58	1984/229 06:53	GX349+2	XRB	1290.6 ± 6.7	67.95/11	18364.4	3	3.5
EXMS B1659-362B	17 02 55	-36 20 35	1984/254 05:55	GX349+2	XRB	580.9 ± 14.3	0.00/ 1	888.3	4	23.5
EXMS B1704-363	17 07 41	-36 26 20	1984/254 05:55	GX349+2	XRB	694.5 ± 14.6	2.17/ 1	1210.6	4	23.5
EXMS B1702-363	17 05 32	-36 25 29	1984/255 06:45	GX349+2	XRB	1542.0 ± 23.2	36.27/ 2	2215.0	4	2.7
EXMS B1701-363	17 04 52	-36 22 10	1985/067 00:33	GX349+2	XRB	1013.7 ± 6.4	31.41/11	13125.5	3	11.0
EXMS B1702-368	17 05 45	-36 54 38	1985/252 13:10	GX349+2	XRB	974.8 ± 6.6	174.51/11	11102.1	3	28.0
EXMS B1701-428	17 04 45	-42 57 05	1984/254 05:58	4U1702-429	XRB	41.8 ± 4.9	0.01/ 1	36.4	4	16.9
EXMS B1700-377	17 04 13	-37 47 56	1985/067 00:31	IPC170303-37	XRA	290.2 ± 5.9	11.52/11	1429.9	4	26.5
EXMS B1704-396	17 07 32	-39 41 44	1984/072 09:34	G346.6-0.2	SNR	4.1 ± 1.1	7.42/11	7.1	3	9.6
EXMS B1703-440	17 07 24	-44 05 08	1983/257 16:19	4U1705-440	XRB	271.3 ± 5.6	9.25/ 4	1158.7	4	16.3

Table 3 (continued).

Designation	RA (2000)	Dec (2000)	Time	Identification	Type	Counts (s ⁻¹ half ⁻¹)	χ^2/dof	λ	F	D (arc min)
EXMS B1705-441	17 09 02	-44 12 49	1984/254 19:01	4U1705-440	XRB	130.2 ± 6.7	3.21/ 1	191.3	3	2.1
EXMS B1705-401	17 08 50	-40 14 57	1985/069 05:51	J170849.0-400910	RAS	17.9 ± 4.0	8.38/11	9.9	4	33.8
EXMS B1708+788	17 05 04	+78 49 33	1984/313 16:14	A2256	CLU	6.1 ± 1.3	5.50/ 4	10.5	3	1.5
EXMS B1706+787	17 03 19	+78 41 21	1984/314 15:32	A2256	CLU	5.5 ± 0.9	7.99/12	19.6	3	0.2
EXMS B1700+787	16 57 51	+78 41 59	1985/093 20:49	A2256	CLU	6.6 ± 1.6	2.30/ 5	8.9	3	15.7
EXMS B1708+785	17 05 34	+78 28 28	1985/281 01:57	A2256	CLU	5.1 ± 1.3	6.70/11	8.2	3	2.3
EXMS B1705-407	17 09 11	-40 49 48	1983/257 16:21	4U1708-408	XRB	41.2 ± 8.4	3.10/ 5	12.0	4	36.4
EXMS B1709-404	17 12 57	-40 30 12	1983/264 23:38	4U1708-408	XRB	154.8 ± 10.3	2.61/ 5	112.3	4	21.2
EXMS B1708-406	17 12 21	-40 42 46	1983/265 09:05	4U1708-408	XRB	136.2 ± 5.3	6.59/11	328.2	4	7.7
EXMS B1711-409	17 14 59	-40 58 33	1984/069 16:17	4U1708-408	XRB	99.9 ± 9.4	1.44/ 1	58.2	4	19.9
EXMS B1708-410	17 12 06	-41 09 22	1985/082 18:41	4U1708-408	XRB	40.0 ± 1.8	8.18/11	244.8	4	19.0
EXMS B1711-234	17 14 37	-23 28 25	1984/069 16:23	4U1708-23	XRB	139.7 ± 23.1	0.65/ 2	18.4	4	19.9
EXMS B1710-233	17 13 40	-23 25 39	1984/072 09:11	4U1708-23	XRB	31.2 ± 1.6	12.29/11	199.0	4	17.0
EXMS B1709-237	17 12 48	-23 49 38	1984/238 15:05	4U1708-23	XRA	67.3 ± 8.4	6.05/11	34.0	4	27.1
EXMS B1709-232	17 12 31	-23 21 14	1984/254 05:51	4U1708-23	XRA	32.3 ± 3.5	0.78/ 2	43.6	4	0.8
EXMS B1706-232	17 10 00	-23 17 18	1985/067 00:51	4U1708-23	XRA	52.0 ± 4.6	9.25/11	63.2	4	33.8
EXMS B1709-230A	17 12 52	-23 07 07	1984/235 09:04	J171227.5-232140	RAS	61.6 ± 4.9	3.00/11	94.7	4	14.9
EXMS B1709-230B	17 12 40	-23 06 56	1984/235 13:56	J171227.5-232140	RAS	70.0 ± 6.1	6.23/11	77.0	4	14.9
EXMS B1709-229A	17 12 33	-23 02 41	1984/238 08:58	J171227.5-232140	RAS	18.5 ± 1.6	11.74/12	67.5	2	19.1
EXMS B1709-229B	17 12 31	-23 01 23	1984/243 10:20	J171227.5-232140	RAS	35.2 ± 2.6	0.99/ 4	90.6	2	20.3
EXMS B1709-229C	17 12 47	-23 02 49	1984/244 02:09	J171227.5-232140	RAS	34.3 ± 1.8	12.32/11	180.5	4	19.2
EXMS B1709-229E	17 12 30	-23 03 20	1984/246 22:18	J171227.5-232140	RAS	37.8 ± 2.5	5.45/11	118.6	2	18.3
EXMS B1709-229D	17 12 41	-23 02 18	1984/246 22:14	J171227.5-232140	RAS	33.7 ± 2.7	12.99/11	77.9	4	19.6
EXMS B1709-229F	17 12 39	-23 02 42	1984/250 06:31	J171227.5-232140	RAS	17.1 ± 1.6	9.49/11	57.0	2	19.1
EXMS B1709-229G	17 12 17	-23 02 24	1984/255 06:38	J171227.5-232140	RAS	16.4 ± 1.8	3.01/ 7	42.7	2	19.1
EXMS B1710-243	17 13 29	-24 27 28	1984/246 22:16	J171236.3-241445	RAS	9.8 ± 2.3	6.73/11	9.4	4	11.8
EXMS B1709-397A	17 12 46	-39 48 57	1985/082 18:39	1WGA J1713.2-394	XRA	20.7 ± 1.6	12.85/11	82.4	4	8.4
EXMS B1709-397B	17 13 08	-39 48 44	1985/082 18:42	J171312.8-390553	RAS	166.5 ± 14.0	18.21/11	70.9	2	42.6
EXMS B1707-375	17 10 45	-37 36 03	1983/257 16:24	EXO1709-375	XRA	36.2 ± 5.2	6.39/ 5	24.2	4	30.7
EXMS B1708-339	17 12 18	-34 03 08	1983/257 16:26	4U1711-339	XRB	62.0 ± 4.6	4.19/ 5	91.9	4	25.0
EXMS B1714-339	17 17 19	-34 02 05	1984/069 16:20	4U1711-339	XRB	53.6 ± 13.4	0.02/ 1	8.2	4	19.9
EXMS B1712-388	17 15 43	-38 54 31	1984/069 16:18	J171557.7-385152	RAS	30.0 ± 3.7	0.63/ 1	33.7	2	19.9
EXMS B1711-414	17 15 22	-41 27 37	1985/069 05:51	J171609.7-413841	RAS	18.3 ± 3.8	9.60/11	11.7	4	33.8
EXMS B1712-232	17 15 47	-23 17 40	1985/069 05:27	J171617.5-231038	RAS	16.7 ± 4.2	7.20/11	7.9	4	33.8
EXMS B1716-321	17 19 42	-32 13 34	1983/257 16:28	M1715-321	XRB	18.9 ± 1.9	3.33/ 5	48.4	4	11.7
EXMS B1714-321A	17 17 53	-32 11 57	1984/069 16:20	M1715-321	XRB	22.0 ± 3.6	0.11/ 1	19.3	4	19.9
EXMS B1715-326	17 19 07	-32 41 13	1984/245 19:38	M1715-321	XRB	11.3 ± 2.6	22.65/11	9.5	4	29.4

Table 3 (continued).

Designation	RA (2000)	Dec (2000)	Time	Identification	Type	Counts (s^{-1} half $^{-1}$)	χ^2/dof	λ	F	D (arc min)
EXMS B1715-320	17 18 49	-32 07 43	1985/069 05:37	M1715-321	XRB	38.7 ± 4.0	10.45/11	47.6	4	33.8
EXMS B1715-325	17 18 46	-32 34 40	1985/231 10:58	M1715-321	XRB	38.9 ± 7.9	10.82/11	14.5	4	24.0
EXMS B1714-321B	17 17 40	-32 11 44	1985/256 10:52	M1715-321	XRB	16.1 ± 1.1	18.07/10	104.2	4	14.0
EXMS B1723-307	17 26 35	-30 46 27	1983/257 16:28	E1724-307	XRB	14.3 ± 2.7	1.68/ 4	14.5	4	12.6
EXMS B1724-312	17 27 59	-31 19 25	1984/073 06:12	E1724-307	XRB	26.3 ± 4.2	3.07/11	20.0	4	31.7
EXMS B1725-308	17 29 01	-30 50 24	1985/073 22:22	E1724-307	XRB	9.6 ± 2.3	21.64/11	8.8	4	19.1
EXMS B1723-311	17 27 04	-31 13 47	1985/231 10:59	E1724-307	XRB	9.7 ± 2.0	3.23/11	11.6	4	25.5
EXMS B1725-311	17 28 20	-31 11 54	1985/232 08:33	E1724-307	XRB	10.5 ± 10.5	7.50/11	26.8	4	23.0
EXMS B1725-309	17 29 03	-31 00 13	1986/074 11:24	E1724-307	XRB	11.7 ± 2.4	10.29/11	12.3	4	19.5
EXMS B1727-215	17 30 08	-21 33 42	1986/074 11:38	Kepler	SNR	6.2 ± 1.5	5.80/11	8.2	3	7.6
EXMS B1730-338A	17 34 02	-33 51 01	1983/265 09:21	GX354-0	XRB	291.2 ± 9.9	4.35/11	435.0	4	25.9
EXMS B1728-338	17 32 10	-33 51 36	1984/199 00:49	GX354-0	XRB	64.4 ± 2.2	5.09/ 4	439.3	3	2.2
EXMS B1728-340A	17 32 03	-34 02 38	1984/245 19:40	GX354-0	XRB	113.0 ± 2.7	7.41/11	889.8	4	12.5
EXMS B1729-340	17 32 26	-34 03 27	1984/245 19:44	GX354-0	XRB	179.9 ± 3.4	1763.11/11	1447.8	3	13.6
EXMS B1728-340B	17 32 04	-34 06 33	1984/246 03:38	GX354-0	XRB	142.0 ± 3.3	14.38/11	948.5	4	16.4
EXMS B1728-340C	17 31 60	-34 05 52	1984/246 03:42	GX354-0	XRB	146.4 ± 3.3	14.61/11	1006.0	4	15.8
EXMS B1730-337	17 33 30	-33 49 11	1984/262 07:11	GX354-0	XRB	87.7 ± 6.3	0.84/ 2	98.8	4	19.2
EXMS B1731-337A	17 35 02	-33 49 15	1985/073 22:19	GX354-0	XRB	141.1 ± 5.8	7.61/11	298.9	4	37.4
EXMS B1727-335	17 31 10	-33 36 40	1985/073 16:01	GX354-0	XRB	158.8 ± 3.3	121.03/11	1150.6	3	10.6
EXMS B1730-338C	17 33 40	-33 50 06	1985/253 12:08	GX354-0	XRB	153.2 ± 2.2	114.85/ 8	2415.5	4	19.0
EXMS B1730-338B	17 33 40	-33 51 41	1985/253 12:08	GX354-0	XRB	620.9 ± 13.3	46.49/ 9	1084.3	4	19.0
EXMS B1725-337	17 28 27	-33 48 19	1986/074 03:49	GX354-0	XRB	266.4 ± 59.5	11.58/11	10.0	4	43.9
EXMS B1725-338	17 28 38	-33 53 41	1986/074 11:20	GX354-0	XRB	380.2 ± 15.6	8.81/11	295.6	3	41.3
EXMS B1731-337B	17 35 03	-33 45 55	1986/074 03:51	GX354-0	XRB	171.0 ± 6.4	7.06/11	353.7	3	38.5
EXMS B1729-169	17 32 00	-16 58 37	1983/257 19:59	GX9+9	XRB	454.6 ± 4.3	27.25/11	5638.9	3	3.9
EXMS B1729-169A	17 32 51	-16 59 00	1984/073 09:18	GX9+9	XRB	394.6 ± 6.7	1.28/ 1	1885.5	4	15.9
EXMS B1729-169B	17 31 60	-16 58 42	1985/073 22:41	GX9+9	XRB	553.5 ± 4.3	22.73/11	8128.4	3	3.8
EXMS B1728-168	17 31 44	-16 51 32	1986/074 03:24	GX9+9	XRB	510.3 ± 3.1	52.60/11	13737.8	4	6.2
EXMS B1727-170	17 30 33	-17 02 41	1986/074 11:44	GX9+9	XRB	649.1 ± 5.8	14.96/11	6398.9	3	16.9
EXMS B1726-247	17 29 48	-24 45 45	1986/074 11:33	GX1+4	XRB	17.3 ± 3.8	13.03/11	10.5	4	30.5
EXMS B1731-333	17 35 17	-33 25 50	1986/074 11:19	Rapid Burster	XRB	9.7 ± 1.7	15.05/11	15.4	4	23.5
EXMS B1731-304	17 35 12	-30 28 13	1984/073 06:08	Ha1732-304	XRB	11.1 ± 1.8	8.28/11	18.1	4	8.0
EXMS B1732-303A	17 35 41	-30 25 50	1985/073 22:24	Ha1732-304	XRB	9.7 ± 1.0	5.36/11	48.3	4	1.5
EXMS B1732-305	17 35 28	-30 32 42	1986/074 11:23	Ha1732-304	XRB	11.6 ± 1.1	21.52/11	61.2	4	5.6
EXMS B1732-303B	17 35 21	-30 24 54	1986/074 03:46	Ha1732-304	XRB	10.2 ± 1.1	28.76/11	44.4	4	5.2
EXMS B1732-272	17 35 37	-27 18 16	1986/074 03:41	K1732-273	XRB	7.9 ± 1.1	11.66/11	28.1	4	5.2
EXMS B1732-273	17 35 41	-27 24 30	1986/074 11:28	K1732-273	XRB	11.2 ± 1.0	7.26/11	58.2	4	4.3

Table 3 (continued).

Designation	RA (2000)	Dec (2000)	Time	Identification	Type	Counts (s ⁻¹ half ⁻¹)	χ^2/dof	λ	F	D (arc min)
EXMS B1734-155	17 37 48	-15 32 57	1983/269 23:48	J173735.1-152357	RAS	5.9 ± 1.4	6.09/11	8.6	4	8.9
EXMS B1733-270	17 36 17	-27 03 32	1985/073 22:29	SL1735-269	XRFB	11.9 ± 2.0	21.97/11	17.6	4	26.2
EXMS B1738-444	17 41 42	-44 30 56	1986/074 11:05	4U1735-444	XRFB	132.6 ± 6.1	4.42/11	235.2	3	29.3
EXMS B1735-445	17 39 06	-44 32 08	1984/262 07:18	1WGA J1739.2-440	XRA	529.4 ± 10.9	3.34/ 5	1172.6	4	30.1
EXMS B1738-288	17 41 33	-28 55 21	1986/074 11:27	1WGA J1742.7-285	XRA	375.1 ± 6.2	15.76/11	1832.1	4	15.0
EXMS B1742-298B	17 45 27	-29 49 46	1984/106 15:03	GC X-2	XRFB	111.3 ± 3.9	71.62/11	406.0	4	22.7
EXMS B1743-298	17 46 30	-29 52 13	1983/265 13:45	GC X-1	XRFB	120.8 ± 4.5	15.00/ 6	393.8	3	21.0
EXMS B1742-298A	17 46 01	-29 50 49	1983/265 13:48	GC X-1	XRFB	124.9 ± 3.7	45.18/11	576.1	4	19.7
EXMS B1743+479	17 45 02	+47 56 32	1984/130 13:02	1ES1743+480	XRA	16.1 ± 2.4	10.39/ 2	37.2	4	2.3
EXMS B1744-263	17 47 56	-26 21 26	1983/257 19:38	GX3+1	XRFB	483.6 ± 5.1	19.53/11	4573.0	3	12.4
EXMS B1742-265	17 45 20	-26 34 22	1983/264 23:23	GX3+1	XRFB	620.9 ± 25.9	9.11/ 4	289.1	4	34.8
EXMS B1748-265	17 51 30	-26 33 34	1983/264 23:22	GX3+1	XRFB	2266.7 ± 311.4	6.81/ 4	26.5	3	47.8
EXMS B1744-261	17 47 56	-26 11 31	1983/268 02:42	GX3+1	XRFB	213.9 ± 4.3	13.60/ 5	1326.6	4	17.4
EXMS B1745-265	17 49 06	-26 36 10	1984/077 20:13	GX3+1	XRFB	335.0 ± 9.6	10.18/ 2	617.5	3	15.6
EXMS B1743-265	17 46 50	-26 33 15	1984/262 07:09	GX3+1	XRFB	333.3 ± 8.3	4.04/ 1	804.4	4	14.8
EXMS B1748-266	17 51 26	-26 38 02	1984/266 01:54	GX3+1	XRFB	1549.3 ± 362.6	0.84/ 1	10.9	3	46.8
EXMS B1744-258	17 48 03	-25 51 12	1985/262 22:22	GX3+1	XRFB	536.8 ± 14.0	4.81/10	748.3	4	41.6
EXMS B1742-360	17 46 03	-36 04 23	1984/262 07:12	A1744-361	XRFB	97.3 ± 8.0	4.60/ 1	73.8	4	26.3
EXMS B1745-359	17 48 27	-35 58 15	1984/263 06:44	A1744-361	XRFB	109.2 ± 2.5	13.08/11	953.1	3	9.7
EXMS B1744-249	17 48 04	-24 57 41	1983/257 19:36	Ha1745-248	XRFB	29.5 ± 1.4	12.60/11	211.4	4	10.7
EXMS B1745-249	17 48 10	-24 59 14	1983/257 16:44	Ha1745-248	XRFB	37.5 ± 1.6	15.50/11	274.3	4	11.3
EXMS B1745-247	17 48 18	-24 46 49	1983/268 02:43	J174805.4-244655	RAS	58.4 ± 3.4	2.07/ 4	144.0	4	17.4
EXMS B1747-370A	17 50 39	-37 03 58	1983/264 23:29	4U1746-370	XRFB	40.8 ± 1.9	3.68/ 5	241.9	4	5.4
EXMS B1745-371	17 48 47	-37 09 20	1984/077 20:09	4U1746-370	XRFB	30.0 ± 5.1	0.01/ 2	17.1	4	17.1
EXMS B1747-372	17 50 27	-37 15 56	1984/263 06:43	4U1746-370	XRFB	43.8 ± 1.7	3.78/10	329.8	3	11.8
EXMS B1747-370B	17 50 40	-37 03 27	1985/078 19:52	4U1746-370	XRFB	53.2 ± 4.5	11.36/11	70.0	4	5.5
EXMS B1746-369	17 49 43	-36 59 28	1985/253 11:58	4U1746-370	XRFB	19.5 ± 1.3	15.91/ 6	171.2	4	4.1
EXMS B1748-214A	17 51 52	-21 25 19	1983/264 23:18	EXO1747-214	XRFB	55.9 ± 2.8	0.76/ 5	203.6	4	20.1
EXMS B1746-214	17 49 10	-21 27 48	1984/077 20:14	EXO1747-214	XRFB	29.3 ± 5.4	0.48/ 2	14.6	4	17.6
EXMS B1748-214B	17 51 43	-21 25 03	1984/266 01:52	EXO1747-214	XRFB	53.2 ± 5.3	1.72/ 1	55.8	4	18.1
EXMS B1747-213	17 50 24	-21 24 18	1985/091 16:20	EXO1747-214	XRFB	32.6 ± 1.2	12.88/11	384.3	4	0.1
EXMS B1747-214	17 50 24	-21 24 52	1985/092 17:05	EXO1747-214	XRFB	34.4 ± 1.2	17.52/11	426.2	4	0.5
EXMS B1748-213	17 51 23	-21 23 26	1985/262 22:15	EXO1747-214	XRFB	64.7 ± 2.5	13.88/11	333.6	4	13.2
EXMS B1747-312	17 51 09	-31 18 02	1983/264 23:25	R1747-313	XRFB	34.6 ± 1.8	2.86/ 4	182.3	4	4.9
EXMS B1747-309	17 50 48	-30 58 47	1983/265 13:48	R1747-313	XRFB	35.2 ± 1.8	11.86/11	182.3	4	17.7
EXMS B1747-313	17 50 24	-31 24 45	1984/242 21:13	R1747-313	XRFB	9.9 ± 2.1	9.08/ 5	11.9	4	6.8
EXMS B1750+098	17 53 01	+09 51 14	1984/265 19:36	OT 081	AGN	11.2 ± 2.8	2.16/ 5	7.8	4	26.1

Table 3 (continued).

Designation	RA (2000)	Dec (2000)	Time	Identification	Type	Counts (s ⁻¹ half ⁻¹)	χ^2/dof	λ	F	D (arc min)
EXMS B1753-309	17 57 02	-30 55 11	1985/231 11:08	J175721.2-304405	RAS	4.6 ± 1.2	10.14/11	7.9	4	10.7
EXMS B1754-308	17 57 45	-30 52 48	1985/232 08:25	J175721.2-304405	RAS	66.9 ± 13.7	12.99/11	11.9	4	8.1
EXMS B1752-338	17 55 38	-33 52 33	1984/077 20:10	4U1755-338	XRB	145.1 ± 11.8	3.23/ 2	76.1	4	35.5
EXMS B1754-338A	17 57 60	-33 52 03	1984/081 13:18	4U1755-338	XRB	138.0 ± 6.0	7.01/ 2	269.2	3	8.4
EXMS B1755-339A	17 58 55	-33 54 18	1984/245 19:52	4U1755-338	XRB	172.2 ± 2.8	18.13/11	1957.8	3	6.0
EXMS B1755-338	17 58 51	-33 53 33	1984/245 19:48	4U1755-338	XRB	166.7 ± 2.6	23.47/11	2019.5	3	5.2
EXMS B1755-339C	17 58 43	-33 56 53	1984/246 03:34	4U1755-338	XRB	216.1 ± 3.1	12.72/11	2368.2	4	8.4
EXMS B1755-339B	17 58 52	-33 57 27	1984/246 03:30	4U1755-338	XRB	191.1 ± 3.0	11.47/11	2005.8	3	10.1
EXMS B1754-338B	17 57 19	-33 48 28	1984/266 01:56	4U1755-338	XRB	119.2 ± 4.0	0.38/ 1	449.0	4	16.9
EXMS B1754-337	17 57 25	-33 47 56	1985/078 19:55	4U1755-338	XRB	302.1 ± 2.8	14.08/11	5784.7	3	15.0
EXMS B1751-337	17 55 01	-33 47 45	1985/082 18:16	4U1755-338	XRB	330.0 ± 51.3	7.51/11	20.9	3	45.4
EXMS B1758-337	18 01 25	-33 47 30	1985/082 18:15	4U1755-338	XRB	249.0 ± 4.9	12.56/11	1299.8	4	32.5
EXMS B1756-234	17 59 58	-23 27 00	1984/244 01:53	W28	SNR	4.0 ± 1.0	10.74/11	7.5	4	3.5
EXMS B1754-250	17 57 54	-25 02 57	1983/265 13:56	GX5-1	XRB	807.2 ± 26.6	5.97/ 4	461.2	4	21.5
EXMS B1759-250	18 02 43	-25 04 19	1983/265 13:55	GX5-1	XRB	1502.6 ± 13.0	29.24/ 5	6660.0	3	21.4
EXMS B1758-248	18 01 16	-24 48 54	1983/268 02:45	GX5-1	XRB	1201.3 ± 7.6	232.04/ 5	12461.9	3	17.4
EXMS B1758-250	18 01 20	-25 05 07	1984/077 20:13	GX5-1	XRB	1435.4 ± 14.8	22.70/ 1	5066.9	4	8.4
EXMS B1800-250	18 03 36	-25 05 47	1984/266 01:53	GX5-1	XRB	1303.0 ± 25.3	22.69/ 2	1328.8	3	33.4
EXMS B1758-245	18 01 15	-24 30 02	1985/262 22:24	GX5-1	XRB	1736.2 ± 15.4	20.87/11	6341.3	3	34.6
EXMS B1758-252	18 01 22	-25 15 42	1985/263 04:27	GX5-1	XRB	1144.0 ± 3.4	497.63/ 9	57344.4	3	2.8
EXMS B1755-205	17 58 06	-20 31 16	1983/265 13:59	GX9+1	XRB	1108.1 ± 260.9	3.10/ 4	9.0	3	17.4
EXMS B1759-205	18 02 46	-20 31 56	1983/265 13:59	GX9+1	XRB	680.2 ± 8.4	6.50/ 5	3302.0	4	17.2
EXMS B1757-205	18 00 57	-20 30 41	1984/077 20:15	GX9+1	XRB	753.0 ± 11.6	66.83/ 2	2121.8	3	8.0
EXMS B1800-205	18 03 27	-20 32 27	1984/266 01:52	GX9+1	XRB	644.4 ± 14.1	6.27/ 1	1050.8	4	26.9
EXMS B1758-200A	18 01 41	-20 00 37	1985/091 16:14	GX9+1	XRB	1028.3 ± 11.4	19.36/11	4414.4	3	31.3
EXMS B1758-200C	18 01 56	-20 00 19	1985/092 17:11	GX9+1	XRB	1319.1 ± 11.6	40.49/11	6439.8	3	31.5
EXMS B1758-200B	18 01 38	-20 01 38	1985/092 17:07	GX9+1	XRB	1160.3 ± 10.6	4.68/11	6013.3	3	30.3
EXMS B1758-200E	18 01 38	-20 03 06	1985/098 20:53	GX9+1	XRB	1135.3 ± 10.5	37.86/11	6182.3	3	28.8
EXMS B1758-200D	18 01 14	-20 03 03	1985/098 01:45	GX9+1	XRB	888.6 ± 9.4	14.21/11	4629.0	3	29.0
EXMS B1758-200B	18 01 10	-20 04 22	1985/098 01:48	GX9+1	XRB	800.7 ± 9.1	24.68/10	4458.5	3	27.7
EXMS B1758-200	18 01 26	-20 04 26	1985/098 20:49	GX9+1	XRB	1003.0 ± 9.7	31.10/11	5845.4	3	27.5
EXMS B1758-201A	18 01 37	-20 11 49	1985/108 15:58	GX9+1	XRB	945.6 ± 5.4	10.32/10	15228.7	3	20.1
EXMS B1758-201B	18 01 30	-20 10 06	1985/108 20:11	GX9+1	XRB	783.9 ± 5.0	29.55/11	12248.0	4	20.6
EXMS B1757-206	18 00 52	-20 40 54	1985/265 06:34	GX9+1	XRB	653.4 ± 3.7	48.52/10	15412.8	3	8.8
EXMS B1758-200A	18 01 41	-20 01 52	1985/091 16:18	EXO1758-205	XRA	972.3 ± 11.1	29.91/11	4044.1	4	32.2
EXMS B1811-169	18 14 34	-16 55 12	1983/271 09:19	GX13+1	XRB	429.6 ± 3.5	59.43/11	7497.9	3	13.1
EXMS B1812-171	18 15 29	-17 09 49	1984/270 13:00	GX13+1	XRB	494.4 ± 7.3	3.08/ 5	2328.3	3	13.7

Table 3 (continued).

Designation	RA (2000)	Dec (2000)	Time	Identification	Type	Counts (s ⁻¹ half ⁻¹)	χ^2/dof	λ	F	D (arc min)
EXMS B1810+003	18 12 50	+00 21 17	1984/270 13:12	1WGA J1814.5+001	XRA	46.4 ± 0.4	1.63/ 5	36.3	4	26.0
EXMS B1812-116	18 15 33	-11 38 28	1983/260 11:48	M1812-12	XRB	24.8 ± 6.3	0.02/ 1	8.5	4	26.7
EXMS B1811-126	18 14 18	-12 39 45	1984/249 21:45	M1812-12	XRB	12.2 ± 5.3	5.75/11	2.7	4	35.2
EXMS B1813-126	18 16 43	-12 40 53	1984/249 21:45	M1812-12	XRB	22.0 ± 5.3	4.02/11	9.5	3	35.2
EXMS B1812-126	18 15 00	-12 35 40	1984/251 04:06	M1812-12	XRB	40.7 ± 10.9	7.94/11	7.1	4	30.7
EXMS B1813-134	18 15 52	-13 23 59	1983/261 14:38	GX17+2	XRB	833.2 ± 23.2	7.89/ 4	647.0	3	38.2
EXMS B1814-140	18 17 20	-14 01 27	1983/269 23:34	GX17+2	XRB	897.6 ± 10.6	62.46/ 2	3576.9	4	17.8
EXMS B1815-140	18 18 12	-14 01 34	1983/271 09:25	GX17+2	XRB	814.4 ± 13.9	31.28/ 5	1716.7	4	31.8
EXMS B1815-139	18 18 10	-13 58 04	1984/085 01:50	GX17+2	XRB	667.3 ± 17.5	6.51/ 1	726.1	3	31.3
EXMS B1812-140	18 15 01	-14 04 06	1984/270 13:03	GX17+2	XRB	542.9 ± 8.0	8.17/ 5	2302.1	3	14.7
EXMS B1818-303	18 21 56	-30 21 24	1984/085 01:45	4U1820-303	XRB	303.3 ± 10.6	11.05/ 2	412.0	4	22.4
EXMS B1820-308B	18 23 40	-30 50 42	1984/106 19:44	4U1820-303	XRB	422.3 ± 6.6	11.95/11	2054.5	4	29.0
EXMS B1820-303	18 23 48	-30 17 04	1984/106 14:55	4U1820-303	XRB	417.1 ± 4.0	18.27/11	5575.2	3	4.7
EXMS B1819-303	18 22 55	-30 17 34	1984/106 14:52	4U1820-303	XRB	463.5 ± 4.1	16.57/11	6314.4	3	4.0
EXMS B1820-307	18 24 10	-30 44 52	1984/242 21:20	4U1820-303	XRB	366.2 ± 8.3	5.55/ 4	984.4	3	23.7
EXMS B1821-307	18 24 20	-30 45 49	1984/242 21:18	4U1820-303	XRB	321.4 ± 7.5	6.29/ 5	923.8	3	24.9
EXMS B1820-308C	18 24 11	-30 49 21	1984/243 05:16	4U1820-303	XRB	324.7 ± 8.5	15.01/ 5	726.1	3	28.1
EXMS B1820-308D	18 24 05	-30 50 50	1984/243 05:18	4U1820-303	XRB	352.6 ± 9.0	2.11/ 5	773.2	3	29.5
EXMS B1820-297A	18 23 28	-29 40 41	1985/103 14:04	4U1820-303	XRB	956.0 ± 12.3	21.63/11	3005.3	3	40.0
EXMS B1820-310	18 23 22	-31 01 52	1985/104 03:26	4U1820-303	XRB	29.0 ± 8.2	10.06/11	6.3	4	40.1
EXMS B1820-297B	18 23 57	-29 41 59	1985/104 03:24	4U1820-303	XRB	1064.6 ± 12.7	22.08/11	3530.0	3	39.7
EXMS B1822-368	18 26 15	-36 47 13	1985/110 15:59	4U1822-371	XRB	98.6 ± 7.0	13.33/11	117.5	4	19.5
EXMS B1822+002A	18 25 24	+00 16 09	1983/258 06:30	HRI182248+00	XRA	33.2 ± 2.7	4.61/ 4	78.1	4	11.9
EXMS B1822+002B	18 25 17	+00 14 54	1983/258 06:32	HRI182248+00	XRA	32.0 ± 2.7	14.21/ 4	69.2	4	10.6
EXMS B1822+004A	18 25 24	+00 29 17	1985/259 13:29	HRI182248+00	XRA	24.7 ± 2.7	8.85/11	42.5	4	25.1
EXMS B1822+006	18 24 58	+00 42 07	1984/242 14:53	4U1822-000	XRB	115.3 ± 22.4	6.01/ 5	13.3	4	38.3
EXMS B1824+000	18 27 18	+00 38 32	1984/274 18:42	4U1822-000	XRB	44.7 ± 5.4	0.40/ 1	37.7	3	29.5
EXMS B1822+004B	18 25 16	+00 30 37	1985/259 13:33	4U1822-000	XRB	30.8 ± 4.0	13.53/11	29.9	3	31.5
EXMS B1822+004C	18 25 01	+00 28 46	1985/266 12:29	4U1822-000	XRB	16.1 ± 2.8	9.13/11	16.8	4	28.9
EXMS B1823+003	18 26 04	+00 24 12	1984/085 01:55	1WGA J1828.5+002	XRA	140.1 ± 16.7	0.06/ 1	35.6	4	38.9
EXMS B1832-329	18 35 46	-32 53 40	1984/085 01:44	R1832-330	XRB	11.9 ± 2.9	0.86/ 1	8.8	4	0.9
EXMS B1832-331A	18 35 59	-33 05 54	1984/245 19:59	R1832-330	XRB	9.8 ± 1.4	8.79/11	24.8	4	7.3
EXMS B1832-331B	18 35 53	-33 06 53	1984/245 20:02	R1832-330	XRB	8.0 ± 1.6	11.77/10	12.1	4	8.1
EXMS B1832-332	18 35 47	-33 10 12	1984/246 03:20	R1832-330	XRB	11.8 ± 1.7	7.86/11	23.2	4	11.2
EXMS B1832-331C	18 36 05	-33 09 00	1984/246 03:23	R1832-330	XRB	9.8 ± 1.7	7.99/11	15.8	4	10.6
EXMS B1833-330A	18 36 50	-33 01 20	1985/088 07:29	R1832-330	XRB	11.0 ± 1.2	11.89/11	42.5	4	13.5
EXMS B1833-330B	18 36 49	-32 58 39	1985/088 15:41	R1832-330	XRB	10.3 ± 1.8	14.61/11	16.9	4	13.5

Table 3 (continued).

Designation	RA (2000)	Dec (2000)	Time	Identification	Type	Counts (s ⁻¹ half ⁻¹)	χ^2/dof	λ	F	D (arc min)
EXMS B1837+050	18 39 43	+05 03 03	1983/279 11:17	Ser X-1	XRB	304.0 ± 6.7	0.62/ 1	1043.9	4	24.6
EXMS B1837+051A	18 40 09	+05 10 41	1984/099 19:28	Ser X-1	XRB	328.7 ± 5.3	4.57/ 5	1923.8	3	4.6
EXMS B1837+049A	18 40 00	+04 58 59	1984/099 14:47	Ser X-1	XRB	278.5 ± 4.5	2.77/ 4	1894.6	4	3.3
EXMS B1837+049B	18 39 60	+04 57 45	1984/099 14:49	Ser X-1	XRB	328.5 ± 5.0	13.36/ 5	2196.0	4	4.5
EXMS B1837+051B	18 40 02	+05 09 48	1984/099 19:30	Ser X-1	XRB	317.9 ± 5.1	1.96/ 4	1964.0	3	3.4
EXMS B1837+052A	18 40 06	+05 16 33	1984/265 19:18	Ser X-1	XRB	256.2 ± 2.6	10.66/11	4897.0	3	13.4
EXMS B1837+052B	18 40 05	+05 18 15	1984/268 09:57	Ser X-1	XRB	273.0 ± 2.7	14.79/11	5140.2	3	15.1
EXMS B1837+052C	18 40 04	+05 18 14	1984/268 14:58	Ser X-1	XRB	242.3 ± 2.6	17.10/11	4364.6	3	15.1
EXMS B1837+049D	18 39 53	+05 01 59	1984/269 15:55	Ser X-1	XRB	310.5 ± 2.4	19.67/11	8551.8	3	0.2
EXMS B1837+049C	18 39 56	+05 01 52	1984/269 08:30	Ser X-1	XRB	319.4 ± 2.4	28.06/11	8700.3	4	0.3
EXMS B1837+045A	18 40 06	+04 38 03	1984/275 04:33	Ser X-1	XRB	234.5 ± 3.1	30.36/11	2803.7	4	24.2
EXMS B1837+049E	18 39 53	+05 01 60	1984/276 00:12	Ser X-1	XRB	258.6 ± 3.4	12.36/ 8	2892.6	4	1.2
EXMS B1837+045B	18 40 08	+04 38 43	1984/276 00:07	Ser X-1	XRB	258.3 ± 3.3	20.75/11	2985.3	3	23.5
EXMS B1837+051C	18 39 38	+05 14 35	1985/092 18:03	Ser X-1	XRB	303.9 ± 3.4	10.94/11	4100.8	3	3.6
EXMS B1838+048	18 40 47	+04 55 16	1985/278 04:37	Ser X-1	XRB	294.1 ± 2.1	8.96/ 9	10132.5	3	9.5
EXMS B1838-050	18 40 56	-04 58 13	1984/103 21:27	G27.4+0.0	RAD	5.6 ± 1.3	1.68/ 5	10.1	3	1.0
EXMS B1837-052	18 40 30	-05 11 23	1985/100 11:49	G1839-06	XRB	30.6 ± 7.8	11.54/11	7.9	4	41.6
EXMS B1837-058	18 40 35	-05 47 42	1985/277 12:33	G1839-06	XRB	3.8 ± 0.8	4.80/11	11.9	3	6.5
EXMS B1838-051A	18 41 01	-05 05 54	1983/260 12:23	G1839-04	XRB	30.1 ± 6.9	0.41/ 4	9.5	4	39.0
EXMS B1838-051B	18 41 35	-05 05 01	1983/260 21:45	G1839-04	XRB	20.7 ± 4.2	6.53/11	12.3	4	38.0
EXMS B1839-048	18 42 03	-04 46 03	1985/119 04:22	G1839-04	XRB	7.9 ± 2.2	15.63/11	6.8	4	19.1
EXMS B1845-029	18 48 12	-02 55 03	1985/092 17:53	EXO1846-031	XRB	499.8 ± 3.4	51.03/11	10856.1	3	14.2
EXMS B1846-029B	18 49 11	-02 54 03	1985/119 08:48	EXO1846-031	XRB	429.9 ± 3.0	32.61/11	10653.9	3	8.8
EXMS B1846-029A	18 48 53	-02 55 31	1985/119 04:17	EXO1846-03	XRB	386.0 ± 2.7	30.50/11	10007.5	3	8.4
EXMS B1848-085	18 51 38	-08 29 43	1985/094 02:59	4U1850-087	XRB	10.9 ± 1.9	10.05/11	16.9	3	24.2
EXMS B1852-308	18 55 35	-30 45 22	1985/104 03:32	V1223 Sgr	RIT	8.7 ± 2.3	4.92/11	7.0	4	23.9
EXMS B1857-288	19 00 44	-28 47 54	1985/094 03:28	J190106.6-284250	RAS	7.2 ± 1.9	5.08/11	7.5	4	12.3
EXMS B1859+013	19 02 13	+01 25 32	1983/283 13:43	IPC185907+01	XRA	5.6 ± 1.4	3.17/ 4	7.6	4	13.2
EXMS B1859+012	19 01 58	+01 19 04	1983/285 01:44	J190141.0+012618	RAS	5.8 ± 1.4	7.39/11	8.1	4	3.3
EXMS B1905+006	19 08 12	+00 41 38	1983/258 06:24	4U1905+000	XRB	20.6 ± 5.2	0.96/ 5	7.8	4	26.3
EXMS B1906+001	19 09 25	+00 12 52	1983/283 19:24	4U1905+000	XRB	13.5 ± 3.0	1.62/ 1	10.5	4	14.8
EXMS B1905+002	19 07 44	+00 19 07	1983/285 01:44	4U1905+000	XRB	17.1 ± 1.3	14.37/11	91.0	4	7.1
EXMS B1905+007	19 08 14	+00 49 25	1985/122 17:38	4U1905+000	XRB	67.7 ± 18.9	6.36/11	6.5	4	39.0
EXMS B1907+098	19 09 59	+09 55 57	1983/283 19:28	4U1907+097	XRB	30.7 ± 3.4	0.12/ 1	43.4	4	6.4
EXMS B1906+099	19 08 25	+09 58 53	1984/099 11:31	4U1907+097	XRB	10.8 ± 2.7	0.28/ 1	8.3	4	14.5
EXMS B1906+094	19 08 48	+09 33 12	1984/102 06:59	4U1907+097	XRB	9.1 ± 1.8	1.21/ 2	13.1	3	11.6
EXMS B1907+097	19 10 16	+09 47 60	1984/114 22:18	4U1907+097	XRB	6.0 ± 1.2	6.79/ 6	14.1	4	4.6

Table 3 (continued).

Designation	RA (2000)	Dec (2000)	Time	Identification	Type	Counts (s ⁻¹ half ⁻¹)	χ^2 /dof	λ	F	D (arc min)
EXMS B1906+095	19 08 34	+09 37 09	1985/286 13:29	4U1907+097	XRB	7.1 ± 1.7	7.34/11	9.1	4	17.5
EXMS B1904+522	19 05 22	+52 21 44	1985/171 20:15	J190826.1+522532	RAS	10.1 ± 2.5	11.28/11	8.0	4	27.6
EXMS B1905+008	19 08 04	+00 54 38	1985/099 08:12	1WGA J1910.6+010	XRA	62.8 ± 7.1	1.42/ 5	39.3	4	39.0
EXMS B1907+075	19 09 45	+07 34 57	1983/285 01:52	1H1907+074	XRA	7.8 ± 1.9	9.88/11	10.7	4	15.2
EXMS B1907+076A	19 09 42	+07 43 37	1984/099 11:32	1H1907+074	XRA	10.6 ± 2.7	0.29/ 1	7.7	4	12.5
EXMS B1907+076B	19 09 39	+07 44 21	1985/100 12:23	1H1907+074	XRA	10.7 ± 1.8	7.54/11	20.7	4	15.0
EXMS B1908+075	19 11 17	+07 39 30	1985/287 12:10	1H1907+074	XRA	5.9 ± 1.1	4.76/11	18.0	4	5.9
EXMS B1910+048	19 12 33	+04 53 31	1983/283 19:26	4U1909+048	XRB	13.7 ± 3.1	3.21/ 2	9.7	4	10.2
EXMS B1908+048	19 11 07	+04 55 38	1983/285 01:49	4U1909+048	XRB	16.3 ± 1.7	7.26/11	51.5	4	10.9
EXMS B1908+049A	19 11 23	+05 02 07	1984/102 07:00	4U1909+048	XRB	5.6 ± 1.5	1.99/ 1	7.0	4	3.3
EXMS B1909+050A	19 12 05	+05 09 03	1984/106 06:55	4U1909+048	XRB	5.5 ± 1.1	4.98/ 9	11.9	4	9.2
EXMS B1909+050B	19 11 50	+05 08 28	1984/106 13:49	4U1909+048	XRB	6.2 ± 1.1	3.00/10	15.2	4	9.3
EXMS B1908+049B	19 11 16	+05 01 20	1985/100 12:19	4U1909+048	XRB	6.7 ± 1.5	10.62/11	12.7	4	8.0
EXMS B1908+049C	19 11 15	+05 00 11	1985/286 13:35	4U1909+048	XRB	7.7 ± 1.3	9.18/11	18.7	4	8.3
EXMS B1910+049	19 12 49	+05 01 18	1985/287 12:06	4U1909+048	XRB	6.3 ± 1.3	3.12/11	13.5	4	12.8
EXMS B1913+099	19 15 36	+10 04 47	1985/287 12:11	GRS1915+10	XRB	8.0 ± 1.8	4.55/11	9.9	3	13.4
EXMS B1915-053	19 17 50	-05 18 04	1983/283 19:23	4U1916-053	XRB	33.3 ± 4.2	0.48/ 1	32.1	4	14.9
EXMS B1913-054	19 16 32	-05 21 45	1983/285 01:34	4U1916-053	XRB	25.7 ± 4.8	7.38/11	14.4	4	34.6
EXMS B1918-054	19 20 48	-05 20 00	1983/289 01:47	4U1916-053	XRB	25.2 ± 6.8	0.02/ 1	6.9	4	28.7
EXMS B1914-053A	19 17 01	-05 14 23	1984/099 11:37	4U1916-053	XRB	36.4 ± 4.5	0.03/ 1	33.7	4	24.3
EXMS B1914-053B	19 17 12	-05 16 26	1984/102 07:04	4U1916-053	XRB	24.1 ± 2.8	0.08/ 1	37.2	4	21.1
EXMS B1916-050A	19 18 49	-04 57 05	1984/103 15:39	4U1916-053	XRB	26.1 ± 3.4	1.58/ 3	28.8	4	16.8
EXMS B1916-050B	19 19 12	-04 57 26	1984/103 15:41	4U1916-053	XRB	34.8 ± 3.1	2.43/ 5	62.1	3	16.0
EXMS B1916-050C	19 18 40	-04 58 42	1984/103 21:33	4U1916-053	XRB	34.2 ± 3.0	1.78/ 4	65.3	4	15.6
EXMS B1914-052	19 17 23	-05 09 06	1985/099 08:07	4U1916-053	XRB	36.1 ± 3.5	6.00/ 4	52.2	3	20.0
EXMS B1916-052	19 18 51	-05 11 45	1985/100 12:00	4U1916-053	XRB	43.4 ± 1.7	9.42/11	311.7	4	2.3
EXMS B1921+440A	19 22 50	+44 11 02	1983/307 13:35	A2319	CLU	12.9 ± 2.6	10.53/11	12.5	3	25.6
EXMS B1919+438A	19 20 47	+43 56 44	1984/128 22:20	A2319	CLU	9.6 ± 1.0	3.61/11	50.2	3	0.1
EXMS B1919+439	19 21 26	+44 00 23	1984/129 07:41	A2319	CLU	9.1 ± 0.9	15.54/11	48.0	3	0.4
EXMS B1921+436	19 22 53	+43 42 15	1984/135 13:12	A2319	CLU	9.9 ± 1.8	4.60/11	14.9	3	25.0
EXMS B1921+439	19 22 51	+44 00 40	1984/215 19:20	A2319	CLU	11.7 ± 1.6	6.85/11	28.2	3	20.7
EXMS B1921+440B	19 22 37	+44 05 54	1984/215 14:23	A2319	CLU	12.1 ± 1.7	9.74/11	25.9	3	20.5
EXMS B1918+433	19 20 26	+43 23 57	1984/274 19:14	A2319	CLU	16.1 ± 4.5	3.39/11	6.3	3	34.0
EXMS B1919+440A	19 20 45	+44 07 41	1985/119 03:10	A2319	CLU	9.1 ± 1.9	0.56/ 4	11.1	3	3.7
EXMS B1920+440	19 22 17	+44 06 07	1985/147 18:22	A2319	CLU	8.3 ± 1.2	5.10/11	24.8	3	5.5
EXMS B1919+438B	19 21 14	+43 54 22	1985/147 01:09	A2319	CLU	9.8 ± 1.0	4.94/11	45.9	3	6.2
EXMS B1919+441	19 21 12	+44 13 11	1985/153 12:45	A2319	CLU	15.0 ± 2.2	9.03/ 5	23.9	3	5.3

Table 3 (continued).

Designation	RA (2000)	Dec (2000)	Time	Identification	Type	Counts (s ⁻¹ half ⁻¹)	χ^2/dof	λ	F	D (arc min)
EXMS B1919+440B	19 21 03	+44 10 11	1985/153 12:43	A2319	CLU	9.2 ± 2.1	1.20/ 4	10.0	3	4.7
EXMS B1917+441	19 18 38	+44 13 25	1985/291 23:59	A2319	CLU	7.6 ± 2.3	3.89/ 6	4.5	3	19.4
EXMS B1919+442A	19 20 50	+44 18 57	1985/292 00:03	A2319	CLU	10.2 ± 2.1	6.22/11	11.7	3	20.8
EXMS B1919+442B	19 20 58	+44 22 56	1985/292 06:51	A2319	CLU	10.2 ± 2.8	10.86/11	6.8	3	24.4
EXMS B1920+442	19 22 14	+44 20 14	1985/292 00:00	A2319	CLU	8.5 ± 2.3	6.94/11	6.9	3	28.6
EXMS B1921+435	19 23 28	+43 40 37	1985/310 16:39	IPC192135+43	XRA	9.9 ± 2.5	2.69/ 5	7.9	4	39.4
EXMS B1934+418	19 36 33	+41 57 41	1985/310 16:38	J193726.1+414647	RAS	9.3 ± 2.5	7.19/ 5	7.2	4	39.4
EXMS B1939+683	19 39 30	+68 30 28	1986/015 01:09	J194017.2+680738	RAS	23.1 ± 1.9	74.06/11	70.3	4	22.9
EXMS B1942+272A	19 44 15	+27 20 46	1985/109 06:17	1WGA J1944.8+272	XRA	73.9 ± 2.3	16.00/11	539.0	4	7.3
EXMS B1942+276	19 44 25	+27 46 31	1985/288 13:18	A1942+274	XRБ	11.4 ± 3.0	7.37/12	7.8	4	10.4
EXMS B1942+272B	19 44 35	+27 21 48	1985/303 04:06	A1942+274	XRБ	9.3 ± 1.7	7.96/11	14.2	4	9.7
EXMS B1951+404	19 53 11	+40 34 09	1983/295 02:31	J195307.2+402714	RAS	4.5 ± 0.6	3.63/11	24.8	4	4.0
EXMS B1953+349	19 55 38	+35 02 12	1983/307 13:20	Cyg X-1	XRБ	445.3 ± 8.3	110.36/11	1432.4	4	34.8
EXMS B1957+351	19 59 13	+35 17 32	1983/309 22:04	Cyg X-1	XRБ	311.3 ± 6.3	35.02/ 2	1238.4	3	11.3
EXMS B1952+348	19 54 21	+34 57 12	1983/311 19:10	Cyg X-1	XRБ	1130.6 ± 297.7	0.17/ 1	7.6	3	37.1
EXMS B1958+351	20 00 48	+35 19 04	1983/311 08:18	Cyg X-1	XRБ	120.2 ± 3.7	16.16/11	533.1	3	30.4
EXMS B1959+351A	20 00 58	+35 19 06	1983/311 19:10	Cyg X-1	XRБ	263.1 ± 10.8	0.01/ 2	296.4	3	32.1
EXMS B1956+348A	19 58 00	+34 59 55	1983/312 00:49	Cyg X-1	XRБ	369.2 ± 8.5	10.92/ 1	984.8	3	9.0
EXMS B1954+348	19 56 42	+35 01 32	1983/315 06:09	Cyg X-1	XRБ	346.0 ± 11.0	1.69/ 1	531.5	4	23.3
EXMS B1956+351	19 58 24	+35 17 06	1984/311 04:18	Cyg X-1	XRБ	395.5 ± 5.9	1.07/ 1	2315.7	3	2.0
EXMS B1956+346A	19 58 31	+34 50 08	1985/302 18:25	Cyg X-1	XRБ	383.3 ± 5.7	177.77/11	2471.6	3	21.9
EXMS B1956+347	19 58 28	+34 51 19	1985/302 18:22	Cyg X-1	XRБ	370.1 ± 5.5	138.39/11	2520.4	3	20.5
EXMS B1956+348B	19 58 41	+34 59 57	1985/307 08:26	Cyg X-1	XRБ	244.5 ± 3.2	165.56/11	2873.3	3	0.2
EXMS B1953+346	19 55 20	+34 46 27	1985/310 09:04	Cyg X-1	XRБ	268.8 ± 28.1	3.87/ 5	45.9	3	39.4
EXMS B1956+346B	19 58 47	+34 47 53	1985/310 16:31	Cyg X-1	XRБ	217.5 ± 4.4	59.36/ 5	1240.6	3	39.4
EXMS B1959+351B	20 01 15	+35 15 39	1985/310 09:03	Cyg X-1	XRБ	204.6 ± 7.6	4.87/ 5	360.0	3	39.4
EXMS B1956+115	19 58 41	+11 39 07	1984/115 19:25	4U1957+115	XRБ	50.7 ± 2.7	0.90/ 1	174.3	4	8.9
EXMS B1958+119	20 01 09	+12 02 46	1984/304 02:02	4U1957+115	XRБ	33.7 ± 3.7	0.50/ 2	43.5	3	0.7
EXMS B1959+118	20 01 22	+12 00 11	1985/110 11:36	4U1957+115	XRБ	90.0 ± 5.9	9.41/11	117.7	3	32.0
EXMS B1958+110	20 00 26	+11 10 57	1985/137 19:51	4U1957+115	XRБ	13.7 ± 3.4	18.67/11	8.4	4	34.0
EXMS B1958+112A	20 00 28	+11 21 42	1985/147 19:59	4U1957+115	XRБ	45.6 ± 3.0	5.29/11	113.8	4	25.9
EXMS B1958+112B	20 00 23	+11 21 56	1985/147 20:03	4U1957+115	XRБ	28.5 ± 2.8	13.07/11	53.1	4	25.1
EXMS B1957+112	20 00 21	+11 21 15	1985/148 08:12	4U1957+115	XRБ	24.4 ± 2.8	3.68/11	38.9	4	25.4
EXMS B1957+111	20 00 17	+11 19 46	1985/148 08:15	4U1957+115	XRБ	38.5 ± 3.1	5.22/11	78.6	4	26.2
EXMS B1956+119	19 59 12	+12 03 06	1985/292 17:49	4U1957+115	XRБ	32.4 ± 1.7	9.91/12	184.1	4	19.8
EXMS B1955+114	19 58 17	+11 35 59	1985/299 11:59	4U1957+115	XRБ	81.9 ± 5.9	5.18/11	98.5	4	17.5
EXMS B1956+116	19 59 03	+11 45 14	1985/299 20:46	4U1957+115	XRБ	35.9 ± 2.4	5.65/11	113.2	4	4.5

Table 3 (continued).

Designation	RA (2000)	Dec (2000)	Time	Identification	Type	Counts (s^{-1} half $^{-1}$)	χ^2/dof	λ	F	D (arc min)
EXMS B1956+113	19 59 02	+11 31 05	1985/302 19:07	4U1957+115	XRB	53.4 ± 1.7	9.16/11	515.9	3	8.1
EXMS B1958+405	19 59 59	+40 43 09	1983/295 04:20	Cygnus A	AGN	3.8 ± 0.9	4.52/ 5	8.6	3	0.7
EXMS B1957+404	19 58 45	+40 35 23	1983/311 08:27	Cygnus A	AGN	9.9 ± 1.7	7.14/11	18.0	3	10.7
EXMS B1958+407	20 00 22	+40 53 44	1983/314 16:16	Cygnus A	AGN	5.4 ± 1.1	5.71/11	12.2	3	10.8
EXMS B1956+404	19 57 58	+40 35 49	1984/132 22:40	Cygnus A	AGN	9.2 ± 1.3	5.50/11	25.8	3	16.7
EXMS B1957+406	19 58 44	+40 49 37	1984/189 10:11	Cygnus A	AGN	6.6 ± 1.3	5.01/11	12.2	3	9.3
EXMS B1956+406	19 58 39	+40 49 18	1984/189 10:15	Cygnus A	AGN	5.6 ± 1.5	13.09/11	7.3	3	10.1
EXMS B1957+407A	19 59 20	+40 51 41	1984/274 19:27	Cygnus A	AGN	6.5 ± 1.0	5.60/11	22.9	3	6.0
EXMS B1957+407B	19 59 25	+40 51 17	1984/275 00:04	Cygnus A	AGN	7.1 ± 0.9	7.35/11	28.0	3	6.5
EXMS B1958+406	20 00 15	+40 48 18	1984/316 16:16	Cygnus A	AGN	9.6 ± 2.2	5.41/ 5	9.4	3	9.8
EXMS B2007+682	20 07 20	+68 26 41	1986/015 01:13	J200757.5+682601	RAS	8.7 ± 2.0	15.93/11	9.8	4	0.4
EXMS B2008-569	20 12 53	-56 45 18	1985/100 03:45	A3667	CLU	6.9 ± 1.4	8.37/11	11.9	3	4.2
EXMS B2009-564	20 13 21	-56 20 52	1985/119 18:53	A3667	CLU	10.7 ± 2.1	4.50/ 4	13.8	3	26.7
EXMS B2016+366	20 18 35	+36 48 35	1985/307 22:32	J201700.4+372524	RAS	52.4 ± 12.4	9.79/11	9.1	4	39.4
EXMS B2019+439	20 21 33	+44 07 31	1984/139 04:13	HD193793	VST	4.8 ± 1.3	1.38/11	7.1	3	17.6
EXMS B2031+378	20 33 52	+37 59 09	1985/137 18:54	EXO2030+375	XRB	1106.9 ± 6.6	3127.35/11	14173.8	3	24.8
EXMS B2030+377B	20 32 52	+37 55 53	1985/138 20:39	EXO2030+375	XRB	897.8 ± 10.0	1101.93/ 4	4001.4	3	14.4
EXMS B2030+377A	20 32 30	+37 54 33	1985/138 09:31	EXO2030+375	XRB	921.8 ± 9.0	1379.49/ 5	5288.6	3	9.8
EXMS B2032+369	20 34 01	+37 09 28	1985/153 06:39	EXO2030+375	XRB	71.4 ± 5.6	13.06/11	81.5	4	35.7
EXMS B2031+369	20 33 43	+37 07 50	1985/153 06:43	EXO2030+375	XRB	35.8 ± 4.7	11.43/11	29.6	4	34.8
EXMS B2028+380	20 30 06	+38 13 27	1985/153 06:41	EXO2030+375	XRB	2953.7 ± 33.0	565.76/11	4016.9	3	43.3
EXMS B2029+373	20 31 47	+37 28 22	1985/302 18:13	EXO2030+375	XRB	25.3 ± 2.3	10.26/ 5	97.2	4	9.4
EXMS B2031+406	20 32 49	+40 50 43	1983/315 06:17	Cyg X-3	XRB	383.2 ± 4.0	17.17/ 5	4620.0	3	7.9
EXMS B2030+406	20 32 45	+40 50 05	1983/315 08:53	Cyg X-3	XRB	182.7 ± 2.1	7.11/11	3834.7	3	8.3
EXMS B2027+405A	20 29 12	+40 40 19	1983/327 20:42	Cyg X-3	XRB	333.3 ± 16.7	5.34/ 5	200.8	4	40.6
EXMS B2033+411	20 35 22	+41 17 59	1983/327 20:41	Cyg X-3	XRB	210.8 ± 8.7	1.55/ 4	294.4	4	38.8
EXMS B2028+405A	20 30 16	+40 44 52	1984/135 03:49	Cyg X-3	XRB	211.3 ± 10.4	4.73/ 2	209.3	4	27.7
EXMS B2028+405B	20 30 16	+40 45 11	1984/139 04:08	Cyg X-3	XRB	155.0 ± 3.1	12.66/11	1257.6	4	26.7
EXMS B2028+404	20 29 51	+40 39 16	1984/140 18:57	Cyg X-3	XRB	159.9 ± 4.4	10.41/11	661.2	3	33.9
EXMS B2033+412	20 35 45	+41 26 03	1984/140 18:58	Cyg X-3	XRB	2359.0 ± 529.7	5.24/11	9.9	3	46.3
EXMS B2031+408	20 32 54	+40 59 16	1984/141 04:26	Cyg X-3	XRB	115.0 ± 3.4	4.01/ 1	567.9	4	5.2
EXMS B2032+402	20 34 49	+40 23 11	1984/156 21:52	Cyg X-3	XRB	167.0 ± 46.9	9.15/11	6.3	4	43.8
EXMS B2028+412	20 30 04	+41 26 16	1984/156 21:54	Cyg X-3	XRB	88.0 ± 5.5	13.75/11	129.1	4	39.2
EXMS B2030+404	20 31 50	+40 35 05	1984/274 23:58	Cyg X-3	XRB	556.6 ± 6.3	14.80/11	3950.1	4	23.4
EXMS B2029+404	20 31 47	+40 35 23	1984/274 19:33	Cyg X-3	XRB	605.2 ± 6.5	9.23/11	4371.1	4	23.3
EXMS B2028+405C	20 30 11	+40 44 22	1984/321 22:01	Cyg X-3	XRB	185.8 ± 10.7	0.74/ 1	151.9	4	29.2
EXMS B2027+405B	20 29 08	+40 42 19	1984/322 15:05	Cyg X-3	XRB	70.0 ± 13.0	0.20/ 1	14.7	4	40.2

Table 3 (continued).

Designation	RA (2000)	Dec (2000)	Time	Identification	Type	Counts (s ⁻¹ half ⁻¹)	χ^2/dof	λ	F	D (arc min)
EXMS B2029+406	20 31 13	+40 48 55	1984/326 00:25	Cyg X-3	XRB	160.6 ± 3.2	5.84/ 5	1233.5	4	15.3
EXMS B2030+407	20 31 50	+40 56 51	1984/327 01:46	Cyg X-3	XRB	209.1 ± 3.0	5.71/ 5	2411.1	3	5.4
EXMS B2031+410	20 32 59	+41 14 25	1985/137 18:48	Cyg X-3	XRB	131.5 ± 2.9	7.39/11	1035.1	3	13.0
EXMS B2030+410	20 32 10	+41 13 05	1985/138 20:38	Cyg X-3	XRB	133.0 ± 2.6	1.65/ 4	1291.8	3	2.8
EXMS B2029+409A	20 31 44	+41 08 46	1985/138 09:32	Cyg X-3	XRB	115.9 ± 2.4	0.81/ 5	1143.7	3	0.5
EXMS B2028+413	20 30 08	+41 29 57	1985/157 11:16	Cyg X-3	XRB	110.8 ± 8.2	16.70/11	93.5	4	41.4
EXMS B2032+404	20 34 37	+40 35 52	1985/172 20:10	Cyg X-3	XRB	79.5 ± 11.5	11.12/11	23.9	4	32.9
EXMS B2033+405	20 34 58	+40 44 49	1985/173 00:54	Cyg X-3	XRB	44.7 ± 5.3	9.98/11	35.6	3	30.6
EXMS B2029+409B	20 31 04	+41 08 57	1985/191 03:06	Cyg X-3	XRB	665.0 ± 6.3	27.44/12	5542.9	3	18.4
EXMS B2029+410	20 30 51	+41 13 10	1985/191 09:45	Cyg X-3	XRB	428.4 ± 6.1	17.48/11	2505.6	3	22.1
EXMS B2031+407	20 33 43	+40 57 42	1985/206 21:21	Cyg X-3	XRB	780.4 ± 4.2	36.08/11	17262.6	3	14.5
EXMS B2031+409	20 33 20	+41 06 14	1985/225 19:56	Cyg X-3	XRB	249.7 ± 5.5	2.62/ 4	1018.1	3	12.5
EXMS B2035+382	20 33 09	+41 09 34	1985/225 19:54	Cyg X-3	XRB	208.6 ± 5.4	3.32/ 4	755.5	3	11.7
EXMS B2054+493	20 55 40	+49 32 21	1983/317 11:52	J205644.3+494011	RAS	3.6 ± 1.0	4.28/ 7	6.5	4	4.9
EXMS B2109+479	21 11 21	+48 07 60	1984/259 16:18	J210918.7+481006	RAS	8.1 ± 2.2	5.39/ 4	7.1	4	15.4
EXMS B2120+521	21 21 53	+52 22 30	1984/344 03:14	G94.0+1.0	SNR	34.4 ± 9.6	13.43/11	6.5	3	40.7
EXMS B2125+118	21 27 47	+12 04 55	1983/327 21:04	4U2127+119	XRB	21.3 ± 5.4	6.93/ 4	7.7	4	31.9
EXMS B2125+117	21 27 47	+12 00 20	1984/140 19:41	4U2127+119	XRB	19.1 ± 2.8	11.09/11	23.7	4	32.8
EXMS B2127+119	21 29 42	+12 11 00	1984/191 04:03	4U2127+119	XRB	17.5 ± 1.5	3.15/ 4	68.5	4	2.5
EXMS B2129+119	21 31 27	+12 12 04	1984/326 00:03	4U2127+119	XRB	14.5 ± 2.1	4.68/ 5	24.6	4	21.2
EXMS B2139+431	21 41 37	+43 22 02	1985/161 13:43	SS Cyg	RIT	6.5 ± 1.8	8.85/11	6.8	4	17.1
EXMS B2140+378	21 42 23	+38 06 04	1983/341 07:45	Cyg X-2	XRB	503.9 ± 7.4	12.17/ 5	2364.4	3	30.3
EXMS B2144+383A	21 46 25	+38 33 08	1983/343 03:00	Cyg X-2	XRB	519.4 ± 9.0	0.54/ 1	1766.8	3	23.2
EXMS B2143+382A	21 45 30	+38 27 21	1983/343 19:35	Cyg X-2	XRB	658.4 ± 7.8	72.55/ 2	3586.9	3	10.9
EXMS B2144+383B	21 46 33	+38 32 09	1983/345 19:57	Cyg X-2	XRB	525.6 ± 13.0	2.90/ 1	857.4	4	25.0
EXMS B2141+380	21 43 54	+38 17 14	1984/156 21:24	Cyg X-2	XRB	756.5 ± 5.6	34.94/11	9215.3	3	9.2
EXMS B2141+379	21 43 10	+38 09 31	1984/158 00:29	Cyg X-2	XRB	730.0 ± 9.4	1.82/ 1	3151.9	4	19.8
EXMS B2145+384	21 47 41	+38 39 59	1984/159 19:11	Cyg X-2	XRB	555.1 ± 30.0	3.24/ 2	171.5	4	39.9
EXMS B2143+382B	21 45 59	+38 26 47	1984/159 11:05	Cyg X-2	XRB	681.4 ± 5.6	65.49/ 5	7372.9	3	13.3
EXMS B2143+381	21 45 41	+38 24 21	1984/161 21:14	Cyg X-2	XRB	548.1 ± 10.4	4.43/ 1	1500.3	3	12.2
EXMS B2142+381A	21 44 40	+38 23 27	1984/341 00:18	Cyg X-2	XRB	432.5 ± 7.6	12.36/ 1	1633.7	3	1.2
EXMS B2144+382	21 46 11	+38 28 28	1984/342 12:28	Cyg X-2	XRB	545.1 ± 5.6	29.59/11	4704.0	3	19.8
EXMS B2144+385	21 46 29	+38 44 29	1985/158 01:51	Cyg X-2	XRB	763.4 ± 6.5	20.02/11	6875.1	3	31.2
EXMS B2139+376	21 41 19	+37 50 49	1985/158 01:53	Cyg X-2	XRB	491.5 ± 130.5	5.31/11	7.1	3	48.8
EXMS B2140+380	21 42 33	+38 14 10	1985/161 13:49	Cyg X-2	XRB	531.3 ± 12.9	1.77/ 5	1311.8	3	24.4
EXMS B2142+381B	21 44 29	+38 22 00	1985/161 13:54	Cyg X-2	XRB	533.6 ± 4.3	83.22/11	7827.0	3	3.4
EXMS B2156-301	21 59 12	-29 56 53	1985/145 19:18	PKS 2155-304	AGN	11.1 ± 2.6	9.05/11	9.1	3	16.4

Table 3 (continued).

Designation	RA (2000)	Dec (2000)	Time	Identification	Type	Counts (s ⁻¹ half ⁻¹)	χ^2/dof	λ	F	D (arc min)
EXMS B2156-302	21 58 57	-29 58 37	1985/145 19:22	PKS 2155-304	AGN	11.2 ± 2.5	13.66/11	10.1	3	14.0
EXMS B2204+546	22 06 25	+54 51 03	1983/356 07:53	4U2206+543	XRB	13.2 ± 2.4	4.39/11	14.6	4	23.9
EXMS B2205+542	22 07 28	+54 28 40	1984/182 00:40	4U2206+543	XRB	7.6 ± 1.3	3.88/ 5	16.4	4	4.4
EXMS B2206+542	22 07 55	+54 28 42	1984/185 12:06	4U2206+543	XRB	7.7 ± 0.9	8.25/11	32.7	4	2.0
EXMS B2207+543B	22 09 43	+54 34 10	1984/243 06:41	4U2206+543	XRB	22.9 ± 2.8	7.52/ 5	34.5	4	15.7
EXMS B2207+543A	22 09 33	+54 35 04	1984/243 06:39	4U2206+543	XRB	23.3 ± 2.7	1.50/ 4	36.5	4	14.3
EXMS B2203+539	22 04 60	+54 13 48	1984/363 19:48	4U2206+543	XRB	21.0 ± 3.6	1.66/ 4	16.6	4	30.8
EXMS B2204+543	22 06 30	+54 33 26	1985/178 03:16	4U2206+543	XRB	17.0 ± 1.0	8.63/11	137.6	3	3.8
EXMS B2204+540	22 06 42	+54 19 59	1985/360 23:02	4U2206+543	XRB	13.5 ± 2.0	17.98/11	21.9	4	15.6
EXMS B2208+543	22 10 16	+54 36 21	1986/001 05:36	4U2206+543	XRB	11.0 ± 1.9	8.09/11	17.7	4	31.5
EXMS B2207+545	22 09 34	+54 48 31	1986/003 04:31	4U2206+543	XRB	20.1 ± 3.1	7.59/11	20.9	4	22.2
EXMS B2212+124	22 15 23	+12 42 14	1984/152 12:43	RU Peg	RIT	5.6 ± 1.4	17.15/11	7.8	4	18.1
EXMS B2216-389	22 19 24	-38 44 26	1984/311 07:30	J221838.4-385342	RAS	3.1 ± 0.8	9.48/11	6.9	2	3.1
EXMS B2233-657	22 37 02	-65 27 13	1983/305 06:46	J223828.9-652240	RAS	14.9 ± 3.6	0.48/ 1	8.8	2	7.3
EXMS B2252-033	22 55 19	-03 06 14	1985/171 18:41	AO Psc	RIT	6.6 ± 1.3	13.13/12	13.4	4	3.9
EXMS B2257+590	22 59 14	+59 16 11	1985/205 01:42	E2259+587	XRB	4.5 ± 1.3	2.30/11	6.1	4	23.1
EXMS B2301-090	23 04 20	-08 48 26	1984/156 17:13	Mkn926	AGN	9.4 ± 2.1	0.98/ 1	10.6	4	7.6
EXMS B2321+589	23 23 60	+59 16 17	1983/327 20:10	Cas A	SNR	121.1 ± 3.9	8.38/ 4	473.1	3	26.1
EXMS B2321+584	23 23 19	+58 43 40	1984/018 02:44	Cas A	SNR	100.8 ± 3.2	0.17/ 1	511.1	3	5.3
EXMS B2321+585	23 23 31	+58 49 18	1984/199 14:09	Cas A	SNR	110.5 ± 3.2	3.11/ 5	610.7	3	0.4
EXMS B2317+581	23 20 09	+58 25 37	1984/201 05:36	Cas A	SNR	179.5 ± 11.2	3.45/ 2	129.2	3	35.0
EXMS B2320+588	23 22 50	+59 06 03	1985/012 08:52	Cas A	SNR	108.5 ± 3.3	11.21/ 5	541.1	3	6.9
EXMS B2320+585A	23 22 23	+58 47 18	1985/016 20:10	Cas A	SNR	101.3 ± 3.1	8.66/ 5	540.3	4	5.8
EXMS B2320+585B	23 22 58	+58 47 39	1985/017 02:00	Cas A	SNR	110.2 ± 2.2	5.89/ 4	1287.2	3	11.2
EXMS B2321+586	23 23 46	+58 58 14	1985/020 17:24	Cas A	SNR	105.4 ± 3.5	4.12/ 5	452.3	4	9.4
EXMS B2323+588	23 25 40	+59 07 34	1985/020 00:24	Cas A	SNR	115.8 ± 5.4	3.40/ 4	232.2	3	24.8
EXMS B2319+586	23 22 06	+58 58 10	1985/202 15:56	Cas A	SNR	100.7 ± 1.5	22.87/11	2208.5	3	0.1
EXMS B2320+587B	23 22 43	+59 02 06	1985/360 22:42	Cas A	SNR	117.4 ± 2.8	6.44/11	900.5	3	14.1
EXMS B2320+587A	23 22 50	+59 03 58	1985/360 22:39	Cas A	SNR	96.6 ± 2.6	11.58/11	675.3	3	15.3

Table 4. Multiply-identified EXMS entries

Designation	RA (2000)	Dec (2000)	Time	Identification	Type	Counts (s ⁻¹ half ⁻¹)	χ^2/dof	λ
EXMS B0016-722	00 18 45	-71 56 46	1984/295 11:39	J002404.6-720456 J001726.8-715030	RAS	9.5 ± 1.1	13.36/10	37.6
EXMS B0053-752	00 55 03	-74 56 41	1984/300 22:55	U Tuc, AY Tuc, CF Tuc	VST	4.8 ± 1.3	11.6/ 5.0	6.5
EXMS B0114+005	01 16 50	+00 47 31	1984/191 23:25	J011704.2+000025 J011504.5+002223	RAS	5.4 ± 1.2	5.38/ 4	9.8
EXMS B0130-084	01 32 49	-08 11 31	1985/008 02:22	J013129.2-082708 J013233.0-080913 J013240.5-080408	RAS	4.7 ± 1.2	8.18/11	7.1
EXMS B0143+613	01 46 60	+61 33 38	1984/230 13:45	RJ0146.9+612, 4U0142+614	XRB	6.4 ± 1.3	2.4/ 4.0	12.6
EXMS B0250+417	02 53 17	+41 59 16	1984/232 14:42	1H0251+414, IPC025113+41	XRA	5.0 ± 1.2	11.0/11.0	8.4
EXMS B0250+418	02 53 38	+42 02 07	1984/232 14:46	1H0251+414, IPC025113+41	XRA	4.7 ± 1.3	14.4/11.0	6.8
EXMS B0250+415	02 53 60	+41 44 10	1984/024 08:58	1H0251+414 IPC025113+41	XRA	6.2 ± 1.4	8.1/11.0	9.8
EXMS B0251+414	02 54 53	+41 38 44	1984/025 19:57	1H0251+414 IPC025113+41	XRA	8.3 ± 0.9	7.2/11.0	43.3
EXMS B0402-654	04 03 19	-65 20 10	1985/152 16:56	J040340.3-655818 J040421.6-651004	RAS	10.5 ± 1.4	18.92/ 5	30.1
EXMS B0446+447	04 50 28	+44 49 24	1983/318 21:58	4C +44.12, 4C +44.13	RAD	6.1 ± 1.3	5.5/ 5.0	10.3
EXMS B0531-660	05 31 50	-65 59 40	1984/171 09:42	LMC X-4, EXO053109-66	XRB	11.5 ± 2.9	0.0/ 1.0	8.6
EXMS B0532-664A	05 32 11	-66 23 11	1983/352 16:28	LMC X-4, EXO053109-66	XRB	7.2 ± 2.0	1.2/ 1.0	6.7
EXMS B0532-668B	05 32 41	-66 47 19	1985/332 07:34	LMC X-4, EXO053109-66	XRB	4.5 ± 0.8	5.9/11.0	17.7
EXMS B0532-668A	05 32 52	-66 46 45	1983/347 03:36	A0535-668, LMC X-4 EXO053109-66	XRB	7.7 ± 1.9	0.19/ 1	8.7
EXMS B0533-662B	05 33 12	-66 12 45	1985/343 08:49	A0535-668, LMC X-4 EXO053109-66	XRB	6.3 ± 1.4	3.30/11	10.3
EXMS B0533-663A	05 33 28	-66 22 01	1983/286 11:22	LMC X-4, EXO053109-66	XRB	12.5 ± 3.2	0.1/ 1.0	7.6
EXMS B0534-666	05 34 01	-66 38 18	1983/318 20:28	A0535-668, LMC X-4 EXO053109-66	XRB	12.2 ± 2.6	0.94/ 1	11.1
EXMS B0534-664A	05 34 24	-66 25 08	1983/318 15:49	A0535-668, LMC X-4 EXO053109-66	XRB	10.7 ± 2.3	0.49/ 1	12.4
EXMS B0534-664B	05 34 27	-66 24 03	1984/107 13:20	LMC X-4, EXO053109-66	XRB	14.3 ± 3.1	3.1/ 2.0	10.4
EXMS B0534-667	05 34 46	-66 40 28	1983/315 05:19	A0535-668, LMC X-4 EXO053109-66	XRB	7.0 ± 1.7	1.39/ 1	8.1
EXMS B0535-663	05 35 13	-66 19 52	1985/152 16:48	A0535-668, LMC X-4 EXO053109-66	XRB	4.5 ± 1.3	10.41/ 5	6.2
EXMS B0535-667	05 35 52	-66 42 05	1984/357 15:08	A0535-668 LMC X-4	XRB	7.6 ± 1.8	3.7/ 5.0	9.2
EXMS B0537-664	05 37 50	-66 27 08	1984/291 22:05	LMC X-4, EXO053109-66	XRB	10.4 ± 1.9	3.2/ 4.0	16.0
EXMS B0538-692	05 37 45	-69 14 51	1984/304 16:30	J053815.7-692337 J054011.5-692011 J053803.8-690925	RAS	16.6 ± 2.0	5.04/ 2	34.8

Table 4(continued)

Designation	RA (2000)	Dec (2000)	Time	Identification	Type	Counts (s ⁻¹ half ⁻¹)	χ^2/dof	λ
EXMS B0557+228	06 00 15	+22 53 50	1985/267 02:07	J055729.1+230848 J060205.7+231004	RAS	4.8 ± 1.3	3.81/11	6.9
EXMS B0658+753	07 04 41	+75 13 39	1984/089 08:29	J070406.9+751337 J070415.5+752442	RAS	6.2 ± 1.7	2.14/ 5	6.6
EXMS B0834+254	08 37 57	+25 16 06	1983/313 19:57	J083811.0+245336 J083737.3+254746	RAS	4.6 ± 1.2	3.38/11	6.9
EXMS B0920+041	09 23 04	+03 56 13	1985/321 16:19	J092152.9+033656 J092208.7+034549	RAS	4.3 ± 1.2	6.18/11	6.1
EXMS B1049+385	10 52 46	+38 16 54	1984/328 22:58	J105305.8+381333 J105124.8+382053 J105113.6+385014	RAS	8.3 ± 2.3	0.10/ 1	6.7
EXMS B1103+069	11 06 08	+06 39 54	1984/154 05:35	J110539.9+064231 J110647.6+065031	RAS	4.9 ± 1.4	5.71/10	6.5
EXMS B1145-617	11 47 43	-62 01 25	1984/153 20:55	4U1145-619, A1145.1-6141	XR	8.4 ± 2.0	3.2/ 4.0	9.0
EXMS B1146-615A	11 49 18	-61 50 59	1984/207 23:05	4U1145-619, A1145.1-6141	XR	8.7 ± 1.6	8.7/11.0	15.9
EXMS B1147-621	11 49 43	-62 23 15	1984/213 04:12	4U1145-619, A1145.1-6141	XR	16.2 ± 3.2	1.1/ 2.0	13.1
EXMS B1147-622	11 49 48	-62 30 00	1985/210 07:09	4U1145-619, A1145.1-6141	XR	6.0 ± 1.3	4.2/ 4.0	10.5
EXMS B1202-637	12 04 45	-63 59 37	1985/208 19:15	J120448.2-640942 J120036.8-633703	RAS	4.8 ± 1.0	7.90/11	12.6
EXMS B1254+276	12 56 29	+27 22 27	1983/362 15:48	UNKNOWN, UNKNOWN, UNKNOWN UNKNOWN, UNKNOWN, UNKNOWN	AGN	3.1 ± 0.8	4.29/11	6.8
EXMS B1343-326	13 46 07	-32 53 02	1985/210 13:37	1ES1344-326, H1344-333 1H1344-326	XRA	7.4 ± 1.0	8.61/11	30.0
EXMS B1415+255	14 17 48	+25 21 55	1984/141 22:47	NGC 5548, 1E14156+259	AGN	4.0 ± 1.2	1.5/ 6.0	6.4
EXMS B1415+253	14 18 02	+25 07 17	1985/020 16:11	NGC 5548, 1E14156+259	AGN	3.4 ± 0.9	9.7/11.0	7.5
EXMS B1416+256	14 18 16	+25 25 15	1984/108 15:34	NGC 5548 1E14156+259	AGN	3.0 ± 0.9	2.6/ 5.0	6.2
EXMS B1512-589	15 16 44	-59 08 45	1985/055 08:16	J151354.6-590815 J151344.6-590112 J151633.2-585529	RAS	7.9 ± 1.3	14.77/11	20.0
EXMS B1635-639	16 39 56	-64 05 53	1985/065 16:49	J163818.3-642107 J164152.6-632415	RAS	5.6 ± 1.5	4.03/ 7	6.8
EXMS B1735-441	17 38 40	-44 09 52	1985/090 02:54	J173839.8-441730 J173846.7-440612	RAS	104.3 ± 1.6	16.97/11	2323.3
EXMS B1738-297	17 41 57	-29 47 26	1985/073 22:23	E1740.7-2942, Gr1736-297	XR	10.9 ± 1.6	11.7/11.0	22.7
EXMS B1741-294	17 44 57	-29 28 56	1983/264 23:25	GC X-1, GC X-2, GC X-4	XR	41.1 ± 1.8	36.9/ 5.0	260.3
EXMS B1742-326	17 46 11	-32 42 13	1984/245 19:46	EXO1742-326, H1741-322	XR	3.7 ± 1.0	6.1/11.0	6.7
EXMS B1743-293	17 46 36	-29 23 17	1984/262 07:10	GC X-2, GC X-4 MXB1743-29	XR	58.5 ± 4.3	24.35/ 1	94.1

Table 4(continued)

Designation	RA (2000)	Dec (2000)	Time	Identification	Type	Counts (s ⁻¹ half ⁻¹)	χ^2/dof	λ
EXMS B1743-303A	17 47 02	-30 24 07	1984/106 19:31	SL1744-300, SL1744-299	XRB	21.6 ± 1.8	16.3/10.0	73.1
EXMS B1745-295	17 49 03	-29 36 11	1984/077 20:12	GC X-1, GC X-2	XRB	16.1 ± 3.8	0.3/ 1.0	9.0
EXMS B1806+681	18 06 46	+68 12 07	1984/253 21:00	IPC180422+67, MS1804.3+675 IPC180026+68	XRA	8.7 ± 2.5	0.22/ 1	6.2
EXMS B1820-308A	18 23 34	-30 49 55	1984/106 19:42	HRI182027-30, HRI182027-30 HRI182027-30, 1H1820-303	XRA	179.6 ± 2.8	22.14/11	2024.2
EXMS B1830+751	18 28 34	+75 10 15	1984/153 15:02	IPC183000+74, IPC182316+75	XRA	4.5 ± 1.2	4.9/11.0	6.6
EXMS B1847+004	18 50 06	+00 32 08	1985/251 19:35	IPC184724+00, 1ES1846+005 IPC184622+00	XRA	3.7 ± 0.9	5.67/11	8.1
EXMS B1900+012	19 03 18	+01 19 17	1983/283 19:25	J190321.8-005448 J190141.0+012618	RAS	10.9 ± 2.8	0.28/ 1	7.4
EXMS B1907+003	19 10 07	+00 25 27	1985/287 11:57	4U1905+000, Aql X-1	XRB	11.2 ± 1.9	5.6/12.0	17.9
EXMS B1939-148	19 42 44	-14 44 10	1985/103 13:16	HRI194206-14, HRI194232-14 IPC194246-14	XRA	4.8 ± 1.3	3.29/11	7.0
EXMS B2010+381	20 12 20	+38 16 07	1985/157 11:23	J201154.9+381557 J201125.7+382355	RAS	11.2 ± 1.1	10.89/11	56.4

Table 5. Uncertainty regions for unidentified EXMS entries

Designation	RA (2000)	Dec (2000)	Time	C1	C2	C3	C4	Counts (s ⁻¹ half ⁻¹)	χ^2/dof	λ
EXMS B0029-841	23 57 48	-84 16 31	1984/266 08:46	0.909, -83.78	14.862, -84.05	14.661, -84.51	359.452, -84.28	10.5 ± 2.4	1.69/ 3	9.4
EXMS B0037+673	00 42 25	+67 54 04	1984/040 22:10	10.927, 67.77	8.181, 66.71	7.857, 66.84	10.603, 67.90	5.8 ± 1.2	11.50/11	11.
EXMS B0134+380	01 32 30	+38 40 09	1985/218 05:35	23.303, 38.74	24.171, 37.41	23.995, 37.33	23.125, 38.67	9.5 ± 1.8	3.18/ 5	14.
EXMS B0143+582	01 44 51	+58 58 36	1983/358 12:18	26.109, 58.98	25.748, 57.50	25.850, 57.49	26.214, 58.98	48.3 ± 3.2	0.82/ 2	155
EXMS B0216+571	02 15 17	+56 24 28	1983/359 18:13	33.732, 56.42	34.335, 57.88	34.428, 57.87	33.821, 56.41	42.6 ± 3.0	5.06/ 2	188
EXMS B0218+166	02 19 28	+15 55 21	1983/343 08:33	34.682, 15.86	34.202, 17.29	34.389, 17.35	34.869, 15.92	7.8 ± 1.8	2.74/ 5	9.4
EXMS B0235+507	02 35 06	+51 32 18	1984/027 00:03	38.472, 51.50	38.962, 50.03	39.256, 50.07	38.775, 51.54	4.5 ± 1.1	10.74/11	9.1
EXMS B0245-420	02 46 05	-42 47 39	1984/031 07:23	41.814, -42.75	41.377, -41.28	41.090, -41.33	41.521, -42.79	6.0 ± 1.4	12.02/11	9.7
EXMS B0252+415	02 53 05	+40 52 23	1984/024 09:02	43.117, 40.85	42.740, 42.32	42.897, 42.35	43.270, 40.87	9.2 ± 1.5	6.86/11	19.
EXMS B0252+411	02 48 25	+40 57 38	1985/040 04:11	42.157, 40.84	44.048, 41.30	43.998, 41.43	42.103, 40.96	8.0 ± 1.3	7.14/11	18.
EXMS B0305+515	03 05 48	+52 16 47	1984/027 00:10	46.166, 52.26	46.419, 50.77	46.695, 50.79	46.452, 52.28	4.7 ± 1.1	11.03/11	9.7
EXMS B0309-317	03 06 03	-32 08 10	1985/207 00:55	46.403, -31.91	48.025, -31.33	48.137, -31.55	46.512, -32.14	3.5 ± 0.9	2.77/11	6.8
EXMS B0313+421	03 12 46	+42 50 11	1984/025 19:51	48.478, 42.86	48.728, 41.37	48.450, 41.35	48.193, 42.84	3.8 ± 0.9	4.24/ 8	8.3
EXMS B0346-636	03 43 16	-64 20 21	1985/171 11:36	55.859, -64.35	57.403, -63.01	57.362, -63.00	55.817, -64.34	45.7 ± 1.2	62.42/11	669
EXMS B0420-356	04 20 36	-36 26 25	1985/235 21:41	65.432, -36.40	65.079, -34.92	64.801, -34.97	65.149, -36.44	4.3 ± 1.2	10.13/11	6.4
EXMS B0439-129	04 42 12	-12 43 53	1986/057 14:08	70.590, -12.95	69.075, -13.22	69.035, -13.00	70.548, -12.73	10.2 ± 2.7	3.95/11	7.0
EXMS B0500-676	04 59 29	-66 52 51	1984/329 21:53	74.374, -66.93	75.258, -68.39	75.784, -68.34	74.871, -66.88	3.3 ± 0.8	9.94/11	7.8
EXMS B0508-688	05 06 28	-68 06 10	1984/329 21:52	76.565, -68.11	77.645, -69.56	77.698, -69.55	76.616, -68.10	84.0 ± 2.1	46.56/11	789
EXMS B0526-689	05 31 20	-69 32 17	1984/318 18:37	82.445, -69.63	80.251, -68.35	80.626, -68.27	82.833, -69.54	17.7 ± 3.1	5.14/ 1	17.
EXMS B0537-713	05 29 04	-70 59 57	1983/290 13:46	82.295, -70.98	86.426, -71.69	86.401, -71.71	82.268, -71.00	168.5 ± 4.1	0.16/ 1	872
EXMS B0555-650	06 01 47	-65 24 31	1984/105 05:38	90.629, -65.23	87.412, -64.61	87.212, -64.78	90.446, -65.41	10.9 ± 2.4	2.41/ 1	11.
EXMS B0600-625	05 54 55	-62 52 58	1985/049 20:45	88.702, -62.86	91.507, -62.10	91.537, -62.13	88.730, -62.88	32.3 ± 1.2	9.49/11	386
EXMS B0601-701	05 53 02	-69 53 21	1983/290 13:44	88.327, -69.84	92.401, -70.41	92.339, -70.47	88.257, -69.89	58.3 ± 4.5	1.80/ 1	89.
EXMS B0606-697	06 14 49	-69 32 51	1984/254 14:59	93.785, -69.65	89.569, -70.02	89.505, -69.92	93.702, -69.55	15.4 ± 2.0	3.45/ 2	29.
EXMS B0607-712	05 58 05	-71 25 30	1984/072 23:27	89.507, -71.39	94.105, -71.13	94.128, -71.16	89.521, -71.43	64.7 ± 2.9	1.06/ 1	271
EXMS B0610-714	06 19 13	-71 08 56	1985/055 07:10	94.667, -71.07	90.518, -71.78	90.645, -71.86	94.806, -71.15	8.5 ± 0.9	6.25/11	41.
EXMS B0613+228	06 10 02	+22 49 06	1985/269 18:49	92.511, 22.98	94.139, 22.95	94.134, 22.78	92.507, 22.82	6.1 ± 1.3	3.78/11	11.
EXMS B0613+229	06 17 01	+23 01 34	1985/268 15:59	94.250, 22.86	92.622, 22.89	92.625, 23.06	94.255, 23.03	10.4 ± 2.1	6.86/11	11.
EXMS B0622-705	06 28 58	-70 02 57	1984/224 12:14	97.075, -70.00	93.998, -71.09	94.164, -71.15	97.241, -70.05	46.6 ± 3.8	6.92/ 1	74.
EXMS B0623-695	06 16 19	-69 58 59	1984/046 09:03	94.186, -70.03	97.499, -69.08	97.389, -69.03	94.078, -69.98	20.5 ± 1.6	37.61/ 4	86.
EXMS B0629-713	06 36 57	-70 56 42	1985/055 07:13	99.184, -70.92	95.240, -71.73	95.289, -71.76	99.237, -70.95	41.9 ± 1.7	6.21/11	300
EXMS B0636+524	06 35 44	+51 43 13	1985/077 01:00	99.149, 51.70	99.521, 53.18	99.298, 53.20	98.934, 51.72	23.8 ± 1.5	84.07/11	142
EXMS B0640-715	06 45 40	-70 52 54	1984/043 00:58	101.850, -71.00	98.703, -72.12	98.265, -72.00	101.418, -70.88	5.3 ± 1.3	3.24/ 4	8.7
EXMS B0648-698	06 55 05	-70 22 25	1985/047 22:59	103.602, -70.43	100.587, -69.35	100.754, -69.29	103.769, -70.37	13.3 ± 1.3	5.81/11	52.
EXMS B0650+520	06 49 16	+51 21 42	1985/077 00:57	102.515, 51.34	102.994, 52.81	102.789, 52.83	102.315, 51.36	13.2 ± 1.5	39.47/11	42.
EXMS B0654-330	06 52 56	-33 47 00	1985/100 01:36	103.499, -33.82	103.764, -32.33	103.501, -32.30	103.232, -33.78	4.7 ± 1.3	6.86/11	6.3
EXMS B0655-707	06 48 56	-71 16 29	1984/043 00:57	102.412, -71.32	105.225, -70.14	105.048, -70.10	102.231, -71.27	22.5 ± 2.1	6.32/ 5	55.
EXMS B0656-697	06 58 31	-69 03 44	1984/201 22:54	104.425, -69.05	103.420, -70.50	103.639, -70.52	104.631, -69.06	25.4 ± 3.2	4.57/ 2	31.

Table 5(continued)

Designation	RA (2000)	Dec (2000)	Time	C1	C2	C3	C4	Counts (s ⁻¹ half ⁻¹)	χ^2/dof	λ
EXMS B0718+235	07 18 47	+24 19 56	1983/282 14:54	109.918, 24.30	109.687, 22.82	109.475, 22.85	109.696, 24.33	5.0 ± 1.3	18.36/11	7.4
EXMS B0742-688	07 43 03	-68 03 49	1984/198 13:19	115.572, -68.06	115.542, -69.56	115.747, -69.56	115.763, -68.06	23.1 ± 2.4	7.11/ 2	46
EXMS B0744-287	07 47 19	-28 56 09	1984/303 12:29	116.838, -28.90	115.187, -28.51	115.176, -28.54	116.828, -28.94	46.3 ± 3.7	0.74/ 1	86
EXMS B0801-670	07 59 14	-66 21 49	1984/365 06:48	119.897, -66.35	121.193, -67.76	121.101, -67.78	119.810, -66.36	31.1 ± 1.6	4.83/ 5	19
EXMS B0803-687	08 02 20	-68 00 36	1984/198 16:52	120.687, -68.01	121.015, -69.50	120.902, -69.51	120.581, -68.01	21.2 ± 1.1	13.57/11	19
EXMS B0809-290	08 11 26	-28 20 14	1984/334 13:15	123.049, -28.45	122.061, -29.68	121.871, -29.56	122.860, -28.34	4.9 ± 1.3	7.45/11	7.6
EXMS B0816-449	08 20 47	-45 10 55	1984/136 18:48	125.148, -45.25	123.223, -44.63	123.271, -44.56	125.194, -45.18	21.2 ± 2.2	1.58/ 1	50
EXMS B0820-424	08 17 04	-42 04 10	1983/325 14:03	124.207, -42.15	126.000, -42.86	126.057, -42.78	124.267, -42.07	18.2 ± 2.3	1.81/ 1	31
EXMS B0821-425B	08 21 60	-43 16 19	1984/096 01:23	125.579, -43.26	125.178, -41.79	125.099, -41.80	125.498, -43.27	19.1 ± 1.5	7.75/11	81
EXMS B0823-426	08 20 03	-42 14 58	1985/323 04:23	124.956, -42.33	126.796, -42.98	126.850, -42.90	125.011, -42.25	11.7 ± 1.3	7.76/11	39
EXMS B0834-428	08 38 28	-43 15 23	1985/141 21:46	129.649, -43.21	127.840, -42.51	127.807, -42.55	129.616, -43.26	15.9 ± 1.1	13.66/11	10
EXMS B0841-668	08 39 06	-66 05 19	1984/187 15:28	129.296, -66.17	130.831, -67.54	131.330, -67.46	129.773, -66.09	7.7 ± 2.0	0.47/ 1	7.9
EXMS B0855-668	08 51 56	-66 12 29	1985/006 23:11	133.145, -66.18	134.726, -67.55	134.559, -67.58	132.985, -66.21	22.7 ± 2.0	8.64/ 5	63
EXMS B0916+215	09 13 41	+21 38 41	1985/312 05:57	138.488, 21.85	140.026, 21.40	139.955, 21.19	138.419, 21.64	2.5 ± 0.7	6.09/11	7.2
EXMS B0952-736	09 56 01	-74 21 49	1984/111 11:22	149.652, -74.27	147.216, -72.94	146.606, -73.02	149.005, -74.36	7.3 ± 1.7	1.18/ 4	9.0
EXMS B1004+299	10 07 25	+29 30 43	1985/133 20:36	151.963, 29.74	150.351, 30.29	150.247, 30.06	151.856, 29.51	3.4 ± 0.9	10.40/11	6.8
EXMS B1006-565	10 03 10	-55 56 44	1985/186 13:59	150.570, -56.06	152.439, -57.15	152.660, -57.03	150.792, -55.95	6.4 ± 1.4	10.42/11	11
EXMS B1052-622	10 48 22	-61 41 12	1984/202 15:12	162.347, -61.59	164.424, -62.73	164.164, -62.84	162.091, -61.69	7.8 ± 1.3	3.11/ 4	17
EXMS B1059-612	10 54 09	-60 47 16	1984/198 16:23	163.849, -60.64	166.039, -61.71	165.727, -61.86	163.538, -60.79	3.2 ± 0.9	10.13/12	6.8
EXMS B1121+470	11 24 03	+47 42 45	1985/128 23:29	171.262, 47.58	169.909, 46.40	169.659, 46.53	171.011, 47.71	3.3 ± 0.9	3.64/11	7.1
EXMS B1146+608	11 42 02	+61 24 16	1985/318 21:17	175.206, 61.23	177.555, 60.26	177.860, 60.43	175.508, 61.40	2.3 ± 0.6	11.15/12	6.5
EXMS B1148+373	11 52 26	+37 05 06	1984/154 00:48	177.974, 36.88	176.306, 37.58	176.440, 37.79	178.110, 37.08	5.9 ± 1.7	0.10/ 1	6.3
EXMS B1153+317	11 55 17	+32 23 16	1985/128 03:03	179.017, 32.25	177.879, 31.10	177.682, 31.24	178.820, 32.39	4.5 ± 1.2	4.11/11	6.6
EXMS B1210-646	12 04 41	-64 19 40	1984/113 22:51	181.355, -64.21	184.285, -65.03	184.107, -65.15	181.170, -64.33	7.3 ± 1.3	1.95/ 5	15
EXMS B1213+038	12 14 13	+04 33 42	1985/138 18:26	183.751, 4.46	183.073, 3.12	182.879, 3.22	183.555, 4.56	3.3 ± 0.9	7.14/11	6.5
EXMS B1226+370	12 25 34	+36 17 41	1985/351 01:35	186.154, 36.39	186.982, 37.74	187.223, 37.64	186.393, 36.29	5.1 ± 1.4	6.66/11	6.5
EXMS B1233-081	12 36 10	-08 22 09	1985/004 13:15	188.942, -8.60	187.550, -8.01	187.652, -7.77	189.043, -8.37	7.0 ± 1.8	3.99/ 4	7.7
EXMS B1241-406	12 45 08	-41 07 48	1984/202 14:53	191.424, -40.93	189.680, -40.22	189.537, -40.42	191.284, -41.13	4.5 ± 1.3	6.12/ 5	6.3
EXMS B1242-698	12 37 03	-69 17 56	1984/136 04:58	189.112, -69.34	192.023, -70.46	192.177, -70.41	189.264, -69.30	30.8 ± 2.3	4.81/ 2	12
EXMS B1316-583	13 19 05	-57 36 26	1985/217 19:59	200.120, -57.72	198.651, -59.00	198.297, -58.89	199.769, -57.61	3.5 ± 1.0	4.91/11	6.5
EXMS B1354+443	13 51 38	+44 51 49	1984/173 22:04	207.726, 44.68	209.418, 43.80	209.602, 43.98	207.908, 44.86	6.3 ± 1.8	4.86/ 5	6.7
EXMS B1359+284	14 00 15	+29 08 57	1984/034 10:24	209.824, 29.18	209.597, 27.69	209.830, 27.66	210.061, 29.15	5.0 ± 1.3	5.04/11	7.5
EXMS B1421+408	14 18 43	+41 27 18	1984/068 12:57	214.930, 41.56	215.875, 40.24	215.629, 40.14	214.680, 41.45	6.9 ± 1.7	5.21/ 5	7.9
EXMS B1504-071	15 04 03	-07 50 43	1985/212 23:37	225.816, -7.78	226.290, -6.36	226.485, -6.42	226.012, -7.85	5.2 ± 1.4	3.95/11	7.0
EXMS B1517-613	15 23 41	-61 40 34	1985/057 02:01	230.988, -61.59	228.068, -61.05	227.993, -61.14	230.921, -61.68	11.8 ± 1.5	3.78/ 5	30
EXMS B1525+525	15 22 14	+53 08 53	1985/187 16:11	230.323, 52.99	232.167, 51.99	232.402, 52.15	230.557, 53.15	4.6 ± 1.2	6.93/11	7.1
EXMS B1549-518	15 45 10	-51 40 39	1986/056 10:46	236.297, -51.67	238.652, -52.03	238.648, -52.04	236.293, -51.68	111.6 ± 1.6	11.33/12	23

Table 5(continued)

Designation	RA (2000)	Dec (2000)	Time	C1	C2	C3	C4	Counts (s ⁻¹ half ⁻¹)	χ^2/dof	λ
EXMS B1550-461	15 54 21	-46 19 43	1986/056 10:40	238.620, -46.23	236.524, -45.87	236.487, -45.96	238.587, -46.33	9.4 ± 1.2	12.45/11	30
EXMS B1550-609	15 56 33	-61 14 49	1984/247 18:19	239.224, -61.09	236.274, -60.66	236.173, -60.81	239.136, -61.25	10.3 ± 2.2	0.00/ 1	11
EXMS B1610-605	16 04 46	-60 20 01	1984/249 20:57	241.123, -60.47	244.115, -60.79	244.169, -60.65	241.190, -60.33	13.0 ± 2.9	0.26/ 2	10
EXMS B1618-358	16 14 30	-35 51 12	1984/244 02:37	243.675, -35.63	245.497, -35.88	245.454, -36.10	243.626, -35.85	6.5 ± 1.8	2.44/ 4	6.5
EXMS B1618-651	16 21 24	-64 24 31	1985/070 00:55	245.068, -64.37	244.080, -65.82	244.374, -65.85	245.348, -64.41	4.8 ± 0.7	10.50/ 9	22
EXMS B1619-526	16 20 38	-51 52 41	1984/067 04:40	245.315, -51.90	244.754, -53.36	244.592, -53.34	245.159, -51.88	18.0 ± 1.1	5.64/11	12
EXMS B1637-671	16 29 42	-67 03 06	1984/255 06:56	247.453, -66.99	251.260, -67.24	251.240, -67.30	247.425, -67.05	44.2 ± 4.6	47.87/ 1	46
EXMS B1644-662	16 37 21	-66 06 29	1984/254 18:54	249.309, -66.17	252.988, -66.42	253.010, -66.36	249.339, -66.11	28.9 ± 2.9	0.07/ 2	50
EXMS B1645-374	16 49 11	-37 31 15	1984/067 04:25	252.302, -37.49	250.433, -37.28	250.427, -37.31	252.297, -37.52	93.2 ± 2.4	7.06/ 4	85
EXMS B1647-555	16 52 48	-55 31 52	1984/254 18:58	253.132, -55.81	250.505, -55.57	250.591, -55.29	253.201, -55.53	3.5 ± 1.0	0.39/ 1	6.7
EXMS B1650-678	16 42 59	-67 44 20	1985/069 06:28	250.790, -67.65	254.711, -67.87	254.683, -67.96	250.747, -67.74	8.0 ± 1.0	3.85/11	34
EXMS B1655-645	16 48 27	-64 30 29	1985/069 06:23	252.186, -64.31	255.630, -64.51	255.581, -64.70	252.113, -64.51	3.5 ± 0.9	3.14/11	7.8
EXMS B1658-228B	16 58 31	-22 05 11	1984/235 13:59	254.699, -22.09	254.546, -23.59	254.475, -23.58	254.629, -22.09	12.4 ± 1.0	18.49/11	82
EXMS B1658-228A	16 58 12	-23 35 11	1984/235 09:00	254.486, -23.58	254.640, -22.09	254.705, -22.09	254.551, -23.59	13.4 ± 1.0	7.39/11	97
EXMS B1658-542	16 53 32	-54 07 41	1984/254 18:58	253.359, -54.23	255.912, -54.40	255.929, -54.31	253.382, -54.13	25.0 ± 2.7	0.00/ 1	42
EXMS B1659-337	17 03 31	-33 54 36	1984/072 09:24	255.890, -33.83	254.096, -33.67	254.085, -33.76	255.881, -33.91	8.0 ± 1.1	17.83/11	31
EXMS B1702-429	16 58 16	-42 55 43	1984/072 09:39	254.570, -42.91	256.611, -43.06	256.608, -43.08	254.567, -42.93	47.0 ± 1.3	22.14/11	64
EXMS B1702-324	17 03 20	-31 42 53	1985/231 10:55	255.619, -31.71	255.548, -33.21	255.766, -33.21	255.833, -31.71	4.5 ± 1.1	12.82/11	10
EXMS B1704-236	17 04 03	-22 54 34	1984/238 15:06	256.137, -22.92	255.996, -24.41	255.872, -24.40	256.014, -22.91	9.3 ± 1.0	4.34/12	51
EXMS B1718-235	17 15 12	-23 33 15	1985/069 05:25	258.814, -23.40	260.445, -23.52	260.433, -23.67	258.801, -23.55	4.9 ± 0.9	8.24/11	14
EXMS B1719-436	17 20 08	-42 56 60	1985/090 02:58	260.083, -42.96	259.711, -44.43	259.658, -44.43	260.032, -42.95	22.3 ± 1.2	21.35/11	18
EXMS B1721-231B	17 21 18	-23 55 43	1984/250 06:35	260.240, -23.92	260.339, -22.43	260.423, -22.43	260.325, -23.93	10.4 ± 1.0	9.56/11	51
EXMS B1721-231C	17 21 19	-23 55 16	1984/255 06:34	260.416, -23.93	260.507, -22.43	260.422, -22.42	260.330, -23.92	11.1 ± 1.1	5.00/11	55
EXMS B1721-231A	17 21 40	-23 55 13	1984/238 09:02	260.337, -23.92	260.426, -22.42	260.506, -22.42	260.418, -23.92	11.1 ± 1.2	6.21/11	46
EXMS B1722-442	17 26 48	-44 17 38	1986/074 04:04	261.702, -44.27	259.612, -44.19	259.609, -44.22	261.701, -44.29	39.2 ± 1.4	5.96/11	37
EXMS B1723-411	17 23 13	-41 50 56	1985/091 05:06	260.747, -41.84	261.080, -40.36	261.136, -40.37	260.804, -41.85	20.3 ± 1.2	11.75/11	15
EXMS B1726-286	17 29 29	-28 46 05	1986/074 03:42	262.376, -28.64	260.668, -28.59	260.662, -28.71	262.371, -28.77	7.9 ± 1.2	9.28/11	20
EXMS B1730-445	17 26 30	-44 28 05	1986/074 11:03	261.622, -44.54	263.727, -44.58	263.728, -44.50	261.626, -44.47	9.8 ± 1.0	6.10/11	51
EXMS B1741-337	17 44 37	-33 45 21	1983/264 23:28	266.154, -33.74	264.353, -33.68	264.351, -33.70	266.154, -33.76	65.7 ± 1.9	2.92/ 5	60
EXMS B1743-300A	17 43 22	-30 47 10	1984/073 06:16	265.816, -30.79	265.852, -29.29	265.875, -29.29	265.840, -30.79	52.7 ± 1.4	42.40/11	73
EXMS B1743-303B	17 43 57	-29 38 46	1984/106 19:33	265.910, -29.64	265.731, -31.13	265.809, -31.14	265.987, -29.65	19.0 ± 1.6	19.14/11	66
EXMS B1743-300B	17 43 35	-29 17 44	1984/073 09:09	265.923, -29.30	265.887, -30.80	265.860, -30.80	265.895, -29.30	58.8 ± 2.0	28.76/ 5	44
EXMS B1744+460	17 41 29	+46 27 60	1984/130 13:02	265.419, 46.51	267.088, 45.56	267.038, 45.51	265.370, 46.47	70.3 ± 5.4	6.54/ 2	17
EXMS B1747-366	17 50 57	-36 44 00	1984/266 01:57	267.738, -36.62	265.870, -36.58	265.865, -36.69	267.736, -36.73	36.2 ± 3.6	29.13/ 1	50
EXMS B1749-444	17 50 19	-43 41 25	1985/090 02:50	267.593, -43.69	267.404, -45.19	267.389, -45.18	267.578, -43.69	104.0 ± 1.6	23.35/11	22
EXMS B1754-289	17 57 58	-28 55 23	1983/265 13:53	269.489, -29.04	267.774, -29.01	267.777, -28.90	269.490, -28.92	9.8 ± 1.4	3.55/ 5	24
EXMS B1755-295	17 55 48	-30 19 22	1985/104 03:17	268.711, -30.31	268.810, -28.81	269.043, -28.83	268.948, -30.32	4.0 ± 1.1	9.52/10	7.1

Table 5(continued)

Designation	RA (2000)	Dec (2000)	Time	C1	C2	C3	C4	Counts (s ⁻¹ half ⁻¹)	χ^2/dof	λ
EXMS B1755+657	17 48 21	+65 54 15	1984/247 04:55	267.244, 66.12	270.729, 65.65	270.545, 65.44	267.086, 65.90	4.5 ± 1.2	6.18/ 5	6.5
EXMS B1807-262	18 07 48	-25 28 13	1983/268 02:46	271.906, -25.47	271.927, -26.97	271.970, -26.97	271.950, -25.47	50.1 ± 2.4	5.90/ 2	28
EXMS B1809-365	18 09 40	-35 46 34	1985/110 16:03	272.489, -35.78	272.258, -37.27	272.184, -37.26	272.416, -35.78	14.8 ± 1.1	13.58/11	10
EXMS B1810-337	18 10 19	-34 29 30	1984/246 03:26	272.847, -34.47	272.686, -32.98	272.421, -33.00	272.578, -34.49	4.8 ± 1.3	11.22/11	6.0
EXMS B1827-100	18 30 35	-09 55 27	1985/088 08:01	277.653, -10.03	276.132, -10.12	276.126, -10.01	277.647, -9.92	7.4 ± 1.0	12.27/11	30
EXMS B1828-100	18 25 09	-10 06 53	1985/088 15:08	276.280, -9.99	277.801, -9.91	277.808, -10.03	276.286, -10.11	8.8 ± 1.4	15.47/12	20
EXMS B1835-065	18 34 54	-05 48 25	1984/103 15:48	278.956, -5.77	279.164, -7.26	278.931, -7.29	278.724, -5.81	6.3 ± 1.8	7.38/ 5	6.5
EXMS B1839+359	18 43 33	+35 54 30	1985/178 12:37	280.882, 35.85	279.035, 35.95	279.040, 36.01	280.888, 35.91	42.5 ± 2.9	110.36/ 5	11
EXMS B1840+383	18 44 32	+38 22 14	1985/178 12:40	281.123, 38.28	279.216, 38.39	279.223, 38.48	281.133, 38.37	14.3 ± 2.3	110.36/ 5	20
EXMS B1851-024	18 53 56	-02 16 35	1985/092 17:52	283.509, -2.51	282.014, -2.65	281.992, -2.44	283.485, -2.28	5.0 ± 1.4	13.24/11	6.0
EXMS B1854+032	18 51 15	+03 13 53	1984/099 14:41	282.827, 3.10	284.319, 3.27	284.305, 3.40	282.812, 3.23	13.5 ± 2.5	3.69/ 4	14
EXMS B1900+586	19 06 07	+58 57 41	1985/314 23:19	286.289, 59.14	283.924, 58.28	284.170, 58.10	286.529, 58.96	5.2 ± 1.4	0.98/ 4	6.0
EXMS B1905+017	19 08 09	+01 57 11	1984/099 11:34	286.994, 2.07	285.592, 1.54	285.631, 1.43	287.039, 1.95	13.2 ± 3.1	1.40/ 1	8.9
EXMS B1905+009	19 08 35	+01 16 55	1983/283 13:45	287.123, 1.33	285.783, 0.65	285.799, 0.62	287.146, 1.28	13.8 ± 2.1	1.92/ 5	22
EXMS B1908+333	19 11 46	+33 23 08	1983/295 11:00	287.848, 33.71	286.103, 33.34	286.203, 33.02	287.942, 33.39	6.1 ± 1.7	6.31/ 5	6.7
EXMS B1916+005	19 13 35	+00 19 04	1985/286 13:40	288.365, 0.42	289.810, 0.82	289.823, 0.78	288.394, 0.32	8.1 ± 1.0	8.58/11	34
EXMS B1921+307	19 21 20	+31 30 35	1983/295 21:40	290.089, 31.46	290.473, 30.00	290.712, 30.05	290.332, 31.51	3.1 ± 0.8	3.45/11	6.9
EXMS B1931+800	19 16 14	+80 26 38	1985/074 23:11	288.534, 80.24	296.165, 79.56	296.796, 79.75	289.056, 80.44	4.6 ± 1.2	6.43/11	7.0
EXMS B1943+354	19 46 34	+35 07 10	1985/163 04:30	296.481, 34.95	295.017, 35.86	295.178, 36.03	296.643, 35.12	4.9 ± 1.3	6.57/11	7.2
EXMS B1943+131	19 46 34	+13 25 14	1985/296 02:58	296.686, 13.20	295.175, 12.91	295.130, 13.13	296.642, 13.42	7.0 ± 1.9	2.44/ 5	6.7
EXMS B1944+266	19 45 26	+25 53 55	1985/108 22:02	296.201, 25.87	295.910, 27.35	296.071, 27.38	296.359, 25.90	5.1 ± 0.9	8.74/11	15
EXMS B1948+113	19 45 35	+11 08 12	1985/110 14:48	296.379, 11.21	297.876, 11.52	297.890, 11.45	296.394, 11.14	16.7 ± 1.5	3.51/ 5	59
EXMS B1955+123	19 56 26	+11 40 08	1985/147 20:01	299.295, 11.78	298.485, 13.06	298.296, 12.94	299.107, 11.67	3.5 ± 1.0	11.19/11	6.4
EXMS B1955+124	19 57 52	+11 52 60	1985/148 08:14	299.330, 11.80	298.520, 13.07	298.659, 13.16	299.468, 11.88	4.9 ± 1.0	4.43/11	12
EXMS B2001+134	20 02 13	+12 44 41	1985/292 17:49	300.507, 12.74	300.302, 14.23	300.348, 14.23	300.553, 12.74	26.8 ± 1.4	7.79/12	18
EXMS B2014+413	20 15 57	+42 01 34	1984/274 19:33	303.695, 42.09	303.165, 40.64	303.450, 40.58	303.987, 42.03	4.5 ± 1.2	4.06/11	6.7
EXMS B2016+361	20 18 03	+35 28 11	1985/153 06:45	304.683, 35.58	303.499, 36.74	303.327, 36.62	304.512, 35.47	4.6 ± 1.3	7.63/11	6.5
EXMS B2017+393	20 20 58	+39 35 11	1985/318 22:57	305.120, 39.81	303.345, 39.19	303.473, 38.98	305.243, 39.59	4.8 ± 1.3	8.74/11	6.7
EXMS B2018+681	20 19 57	+68 54 54	1986/015 01:15	304.614, 68.93	304.075, 67.45	304.425, 67.43	304.986, 68.91	7.1 ± 1.0	22.45/11	26
EXMS B2019+824	20 36 26	+81 59 42	1986/069 01:52	308.000, 81.86	299.939, 82.92	301.049, 83.07	309.108, 82.00	3.9 ± 1.0	6.17/11	7.4
EXMS B2022+122	20 21 27	+13 00 55	1985/138 08:56	305.157, 12.93	305.786, 11.56	305.990, 11.65	305.361, 13.02	4.7 ± 1.3	13.51/11	7.0
EXMS B2022-289	20 26 10	-28 38 39	1985/299 11:02	306.602, -28.85	304.936, -29.20	304.881, -29.00	306.544, -28.64	4.9 ± 1.2	17.68/11	8.0
EXMS B2026+402	20 22 32	+40 02 47	1983/321 07:13	305.731, 39.89	307.525, 40.50	307.433, 40.66	305.635, 40.05	11.4 ± 2.6	0.21/ 1	10
EXMS B2029+148	20 26 38	+14 38 48	1984/127 22:06	306.661, 14.64	308.132, 15.11	308.128, 15.12	306.657, 14.65	217.7 ± 3.6	827.97/ 3	18
EXMS B2051+307	20 52 37	+30 02 43	1983/319 04:58	313.347, 30.10	312.779, 31.52	312.583, 31.46	313.154, 30.05	8.4 ± 1.8	5.34/ 4	10
EXMS B2054+674	20 56 54	+68 09 41	1986/015 01:19	314.061, 68.18	312.971, 66.74	313.128, 66.72	314.227, 68.16	13.5 ± 1.1	69.53/11	79
EXMS B2059+470	20 56 14	+46 36 51	1983/258 22:17	314.283, 46.46	315.830, 47.53	315.604, 47.68	314.057, 46.61	6.4 ± 1.7	1.93/ 5	6.9

Table 5(continued)

Designation	RA (2000)	Dec (2000)	Time	C1	C2	C3	C4	Counts (s ⁻¹ half ⁻¹)	χ^2/dof	λ
EXMS B2121+328	21 19 32	+33 25 07	1984/156 17:37	320.112, 33.53	321.027, 32.25	320.802, 32.13	319.885, 33.42	6.4 ± 1.7	2.18/ 5	7.0
EXMS B2124+751	21 14 17	+74 49 12	1984/243 06:24	318.281, 75.03	323.909, 75.48	324.129, 75.26	318.572, 74.82	6.2 ± 1.7	0.78/ 4	6.9
EXMS B2127+662	21 31 26	+66 54 23	1986/015 01:24	322.651, 66.94	321.143, 65.57	321.343, 65.54	322.860, 66.91	9.9 ± 1.2	35.10/11	34
EXMS B2128+488	21 30 58	+48 11 51	1984/168 00:12	322.967, 48.32	321.531, 49.48	321.306, 49.36	322.743, 48.20	5.2 ± 1.2	8.93/11	9.4
EXMS B2135-356	21 35 21	-34 51 28	1985/153 04:57	323.563, -34.90	323.908, -36.37	324.186, -36.33	323.836, -34.86	4.3 ± 1.2	6.32/11	6.5
EXMS B2141+259	21 44 13	+26 18 34	1984/152 13:07	326.132, 26.16	324.625, 25.52	324.546, 25.67	326.054, 26.31	7.0 ± 1.4	16.92/11	12
EXMS B2205-089	22 06 17	-09 38 28	1985/300 08:29	331.585, -9.64	331.100, -8.22	331.087, -8.22	331.573, -9.64	172.1 ± 2.6	331.14/ 9	21
EXMS B2213+592	22 12 40	+60 00 14	1983/327 00:36	333.114, 60.00	333.405, 58.51	333.455, 58.51	333.166, 60.00	47.3 ± 1.7	8.67/ 5	37
EXMS B2223-331	22 22 22	-32 26 28	1985/152 23:46	335.829, -32.38	336.369, -33.81	336.130, -33.87	335.593, -32.44	5.0 ± 1.3	6.36/11	7.9
EXMS B2230+643	22 27 47	+65 02 45	1984/340 17:58	337.408, 65.09	338.106, 63.62	337.669, 63.58	336.948, 65.05	6.8 ± 1.7	3.08/ 5	7.8
EXMS B2232-734	22 25 43	-74 00 57	1985/108 08:29	335.871, -73.85	339.645, -72.81	340.207, -72.97	336.430, -74.02	4.6 ± 1.3	14.84/11	6.3

This article was processed by the author using Springer-Verlag
L^AT_EX A&A style file *L-AA* version 3.