


CHEMICAL ABUNDANCE RATIOS AND GAS-PHASE MIXING IN DWARF GALAXY EVOLUTION

G. Hensler, A. Rieschick

*Institut für Theoretische Physik und Astrophysik,
Universität Kiel, D-24098 Kiel, Germany; email: hensler@astrophysik.uni-kiel.de*



Abstract

Because of their low gravitational energies dwarf galaxies are greatly exposed to energetical influences by the interstellar medium, like e.g. stellar radiation, winds or explosions, or by their environment. While the metallicity depletion in dwarf galaxies can be explained in general by supernova-driven galactic winds, the reason for their low N/O ratios at low O abundance is not yet completely understood. Stellar yields enrich the different gas phases with elements that are characteristic for the stellar progenitors. Phase transitions are necessary for a mixing of elements, but depend sensitively on the thermal and dynamical state of the interstellar medium. Models of chemical evolution start usually with a high N/O ratio at low O abundance according to a metal enrichment by ancient stellar populations with common yields, but can only reproduce the N/O-O peculiarity by the application of multiple starbursts. Their galactic winds are invoked to reduce O selectively. Chemodynamical models of dwarf galaxies, however, demonstrate that strong evaporation of clouds by the hot supernova gas leads to an almost perfect mixing of the interstellar gas. These models can successfully account for the observed N/O-O values in a self-consistent way without the necessity of starbursts, if new stellar yields are taken into account which provide additional secondary N production from massive stars.

1 Introduction

Dwarf galaxies (DGs) present a variety of morphological types. Their structural and chemical properties differ from those of giant galaxies. In addition, low-mass galaxies seem to form at all cosmological epochs and by different processes. Dwarf elliptical galaxies (dEs) are an extremely common and astrophysically interesting class of galaxy. Most known dEs are found in regions

with high galaxy densities, and they are the most numerous of all galaxy types in the cores of nearby galaxy clusters (see e.g., [43, 1]). Since the bulk of their star formation (SF) occurred in the past (see review by [6]), dEs thus are frequently considered to be “stellar fossil” systems. Yet many dwarf spheroidals (dSphs) which represent the low-mass end of DGs show not only a significant intermediate-age stellar population [16, 11], but also more recent SF events [37, 13] with increasing metallicity, indicating that gas was kept in the system. In galaxies where gas is depleted by astration stellar abundances are predicted to be near the solar value. On the other hand, the moderate-to-low stellar metallicities in dE and the related dSph galaxies (about 0.1 of solar or less) suggest that extensive gas loss occurred during their evolution by means of a supernova typeII (SNII) driven galactic winds ([23, 4]).

As another DG type, that consists of the same and higher gas fraction as giant spiral galaxies (gSs), dwarf irregular galaxies (dIrrs) appear with a wide range but lower Z as gSs. Again this implies that the metal-enriched gas from SNeII was lost from the galaxy. dIrrs show a large variety of SF rates from moderate to extraordinarily high values in starbursts (SBs) and are forming very compact star clusters which are embedded in at least one intermediate-age to old underlying stellar population. Because of their low binding energy SBDGs are characterized by superwinds [27] or large expanding X-ray plumes which are driven by SNeII. Their existence demonstrates the occurrence of metal loss by means of large-scale galactic winds and allows to study this phenomenon still today.

The faint blue galaxies at medium redshifts have experienced strong SBs and show signatures of present HII galaxies [20] what might represent the formation epoch of the older stellar populations in SBDGs. Nevertheless, very metal-poor dIrrs like e.g. I Zw 18 [18] or SBS 0335-52 [40] seem to form their first generation of stars today. In addition, a strange but perhaps common mode of DG formation exists in tidal tails of merging galaxies [29, 5].

While the low metal content in DGs can be attributed to this metal-enhanced mass loss, another puzzling fact needs explanation: Why do DGs, though with O abundances below 1/10 solar, show also low N/O ratios of almost 0.7 dex smaller than in gSs with a large scatter and no significant correlation with O/H (see fig.1)?

While C and N are mainly contributed by planetary nebulae (PNe) from intermediate-mass stars (IMS) to the warm cloudy gas phase (CM) of the the interstellar medium (ISM), O and Fe are the dominant tracers of SNII and SNIa ejecta, respectively, and are therefore initially incorporated in the hottest phase of the ISM, the intercloud medium (ICM). Various authors have successfully reached the observed N/O-O regime of DGs in different chemical models. [28] and [26] took galactic winds into account, which are driven by numerous SB episodes, in order to yield the necessary reduction of O. Similarly, [9] and [30] report models that follow the assumption of abundance self-enrichment within the observed HII regions [22]. All these models differentiate the O and N release in accordance to their progenitor lifetimes, by this, leading to zick-zack evolutionary tracks in the $\log(\text{N/O})$ - $\log(\text{O/H})$ diagram ([30] and fig.1). Parameters like wind efficiency, IMF, and gas mass fraction make sufficiently good model approaches to the observations possible. The yields of these models are in principle based on almost the same stellar evolution calculations (N by [31] and O by [44] or by [24] and [25]). Because of the assumption of an already existing element enrichment by ancient stellar populations, the chemical evolutionary models start already from high N/O values at low O abundance.

Since N and O are polluting the different phases of the ISM separately, their simultaneous existence in HII regions, which represent the ionized CM, can only result from phase transitions between CM and ICM. In models where these processes are taken into account, the observed N/O ratio should, therefore, permit qualitative studies about both the mixing direction and efficiency. Additionally, its radial distribution in a DG provides an insight into dynamical effects of the ISM. The assumption of an individual self-enrichment of HII regions during their

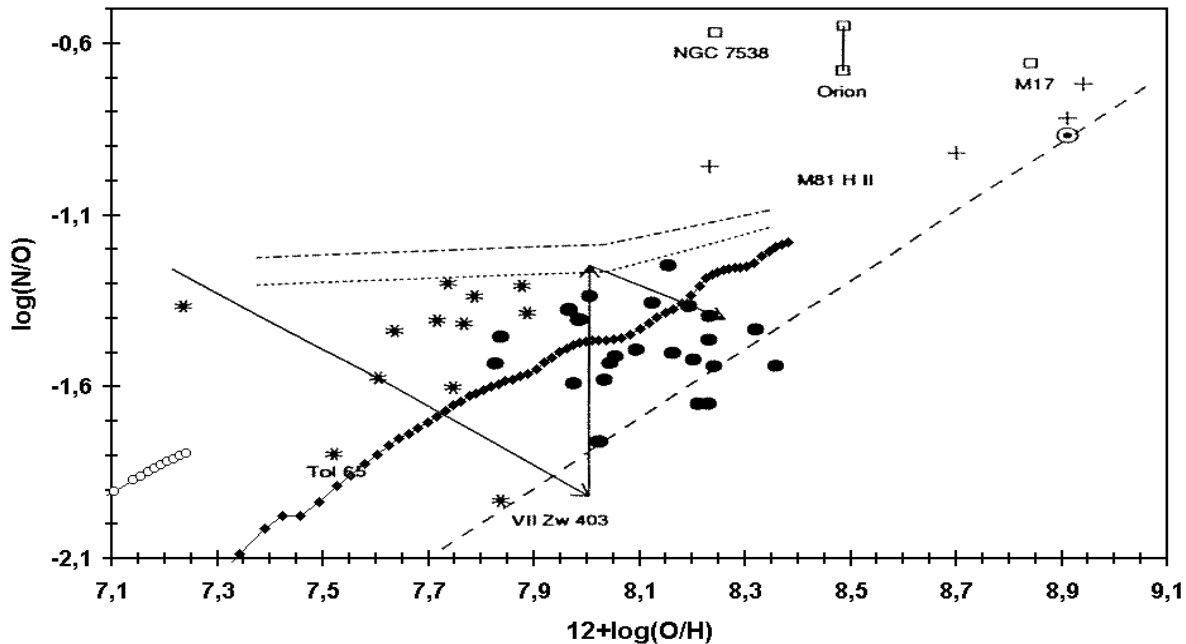


Figure 1: Evolutionary tracks of 2d chemodynamical models for $10^9 M_{\odot}$ galaxies with (long curve with diamonds) and without DM halos (open circles) in comparison with N/O vs. O/H measurements of irregular galaxies (stars and full dots) and two chemical evolutionary models by [28] (upper lines) and a simple model track (arrows; see [9]).

ionization-caused observability [30] would plausibly involve both, abundance variations during their visibility epoch and, by this, differences between HII regions within the same dIrr. In contrast, [17] reports the non-detection of any sizable O, N, and He anomalies from HII regions in the vicinity of young star clusters in SBDGs with one exception, NGC 5253, which reveals a central N overabundance. In NGC 1569, that has recently formed two super-star clusters, [17] finds constant O and N/O values over a radial extent of more than 400 pc with a scatter of N/O by only 0.2 dex, while self-enrichment tracks extent over one dex in N/O [30] and dispersal distances are much less. The same fact holds in I Zw 18 (Izotov, this conference).

2 Chemodynamical Models of Dwarf Irregulars

Not all observed dIrrs that cover the same N/O-O regime have passed or experience at present strong SBs, but form stars at an almost moderate and continuous rate. Empirical studies and theoretical investigations of systems at low potential energies have discovered that their ISM should be balanced by counteracting processes like heating and cooling, turbulence and dissipation [3]. The SF is self-regulated under various conditions (see e.g. [7, 18, 19]). If the evolution of galaxies is sensitive to the energetical impact of different processes, an adequate treatment of the dynamics of stellar and gaseous components and of their mutual energetical and materialistic interactions is essential. This modelling of galactic evolution is properly performed by the **chemodynamical** (*cd*) prescription (for its formulation see e.g. [38, 34]). The evolution of DGs can proceed in self-regulated ways both, globally by large-scale flows of unbound gas but also locally in the SF sites. *cd* models of non-rotating DG systems achieve SBs from the initial collapse and after mass-loss induced expansion in the recollapse phase of its bound fraction of the ISM [14, 15]. Particular models are evolving also by oscillatory SF episodes. The stellar populations represent dSphs as well as more massive *blue compact* DGs and

reveal a central concentration of the recent SF region embedded in older elliptical populations. External effects [42] like extended dark matter (DM) halos, the intergalactic gas pressure, etc., could cause further morphological differences of DGs e.g. by regulating the outflow and allowing for a recollapse that fuels subsequent SF.

For rotating dIrrs 2d *cd* models are necessary. A gaseous protogalactic cloud starts with or without a DM halo [2] and with a Plummer-Kuzmin-type gas distribution. In the following we wish to discuss only $10^9 M_{\odot}$ DG models which start with a 2 kpc baryonic density scalelength. As in former 2d *cd* models for massive gSs [34] we have, at first, divided the yields of N and O between IMS and massive stars (HMS) according to [25, 36, 35] and to [44], respectively. Surprisingly, because the *cd* prescription also differentiates the N and O pollution to different gas phases and distinguishes between their progenitors' lifetimes, but in agreement with the above-mentioned purely chemical models of different authors, our *cd* models reach very rapidly a too high $\log(N/O)$ ratio between -1.3 to -1.4 at low O abundance of almost 7.2 in $12+\log(O/H)$ (see fig.1). Moreover, without any burst behaviour the further evolutionary track surpasses the regime of the observed N/O-O values for dIrrs [32]. In contrast to the expectation that only the ICM is expelled from the dIrrs carrying away the O yield, a substantial mixing of CM and ICM determines the chemical evolution. Since the hot material cannot completely condense onto the clouds, nearly total evaporation of the CM in the vicinity of the SF and SNII explosion sites must be responsible. This is displayed in the left panel of fig.2. Reasonably, in this case the N mixes perfectly with O in the ICM to an almost constant abundance ratio and can spread over larger distances within the DG (right panel of fig.2). Due to cooling and dynamical shocks the ICM forms new condensations of CM on all galactic scales. The right panel of fig.2 seems to reveal a strong outflow, however, the greyscale reflects the pure N abundance only, but not the absolute N density, which is low and would not represent a perceivable mass loss [32]. But even with a galactic wind the N/O ratio would remain constant because both elements get lost by the ICM. This means that the dIrr abundance problem cannot be solved by the selective expulsion of O.

Recent stellar evolution models by [45], however, provide a secondary N production also by HMS. Their new yields combined with the most recent models for IMS by [41] have been successfully fitted by [33] to the abundance distributions in our *cd* Milky Way model [34]. In contrast to the cited chemical and first 2d *cd* models of DGs which reach too large N/O ratios or even begin in that range, both our $10^9 M_{\odot}$ models with new yield prescriptions commence at very low N/O and O values due to the delayed N release by PNe and the lower N production in massive stars at low metallicities. The N/O-O track of the model with DM halo then rises rapidly, both N/O and O, and reaches $\log(N/O)$ of -1.8 after 1 Gyr and -1.6 after 2 Gyrs, respectively (see fig.1). These values are only somewhat smaller than the numerical yield ratios and are based on an almost perfect mixing of CM and ICM. Due to the large-scale hot gas streaming and subsequent condensation the abundances observed in HII regions show a constant value [17]. With the same differential mixing processes the observed C/O tendency of DGs [10] could also be explained [32].

3 Conclusion

Here we have shown that in *cd* models of dIrrs a strong mixing of the gas phases prevents a selective element depletion. The self-consistent *cd* models evolve with local variations but globally moderate SF activity [32] and therefore typically for a large fraction of dIrrs. The observed N and O abundances in the HII regions can be strikingly attained, if N is produced as a secondary element also in HMS. Their evolutionary tracks of $\log(N/O)$ - $\log(O/H)$ rise from

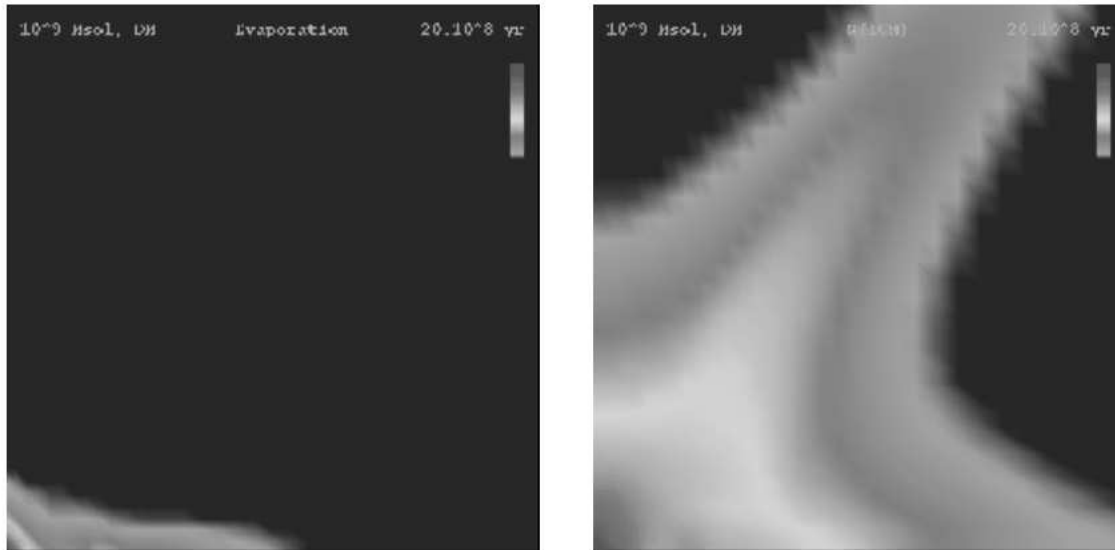


Figure 2: Physical conditions of a 2d chemodynamical $10^9 M_{\odot}$ dwarf galaxy model with a DM halo after 2 Gyr. The size of the figures is 6.8 kpc.

left: grayscale of the evaporation rate of warm interstellar clouds by the hot intercloud medium (ICM); the maximum lies at the lower left corner.

right: greyscale of N abundance in the ICM; the maximum lies at the lower left corner.

low values, reach the regime of observations after almost 3 Gyr and cover the region for another 3 Gyr depending on the DM halo contribution. Only for a much older stellar populations the existing ISM could be more metal-enriched, so that it must be partly rejuvenated by infall of intergalactic gas or from a bound gas reservoir, both with almost pristine abundances.

The results change, if condensation would dominate the phase transitions and parts of the ICM (and therefore of the O content) would be adapted by the CM. Reasonably, this would lead to higher N/O ratios and, in addition, to inhomogeneous N/O distributions. Strong operation of condensation in the SF body of dIrrs can therefore be excluded but works preferably at higher gas densities. Because larger gravitational potentials and resulting mass densities in more massive galaxies lead to a faster evolution by a more intense cooling of the ICM and significantly higher condensation and SF rates, the N/O increase is stronger, so that discrepancies between the different yield assumptions (with and without secondary N production in HMS) cannot be noticed in *cd* models of gSs like the Milky Way [34, 33].

Acknowledgments: We are grateful to J. Köppen, M. Samland and C. Theis for discussions. This work is supported by the *Deutsche Forschungsgemeinschaft* (DFG) under grant no. He 1487/5-3 (A.R.).

References

- [1] Binggeli B., 1994, in “*Panchromatic View of Galaxies – their Evolutionary Puzzle*”, eds. G. Hensler, J.S. Gallagher, C. Theis, Editions Frontières, Gif-sur-Yvettes, p. 173
- [2] Burkert A., *Astrophys. J.* **447**, L25
- [3] Burkert A., Hensler G., 1989b, “*Evolutionary Phenomena in Galaxies*”, Tenerife, eds. J.E. Beckmann & B.E.J. Pagel, Cambridge University Press, p. 230

- [4] Dekel A., Silk J., 1986, *Astrophys. J.* **303**, 39
- [5] Duc P.-A., Mirabel I.F., 1998, *Astr. Astrophys.* **333**, 813
- [6] Ferguson H.C., Binggeli B., 1994, *Astr. Astrophys. Reviews* **6**, 67
- [7] Franco J., Cox D.P., 1983, *Astrophys. J.* **273**, 243
- [8] Gallagher J.S., Wyse R.F.G., 1995, *PASP* **106**, 1225
- [9] Garnett D.R., 1990, *Astrophys. J.* **360**, 142
- [10] Garnett D.R., Skillman E.D., Dufour R.J., et al., 1995, *Astrophys. J.* **443**, 64
- [11] Grebel E., 1997, *Rev. Modern Astron.* **10**, 29
- [12] Guzman R., Jangren A., Koo D.C., et al., 1998, *Astrophys. J.* **495**, L13
- [13] Han M., Hoessel J.G., Gallagher J.S., et al., 1997, *Astron. J.* **113**, 1001
- [14] Hensler G., Theis C., Burkert A., 1993, in *Proc. 3rd DAEC Meeting "The Feedback of Chemical Evolution on the Stellar Content in Galaxies"*, eds. D. Alloin & G. Stasinska, p. 229
- [15] Hensler G., Theis C., Gallagher J.S., 1998, *in preparation*
- [16] Hodge P.W., 1989, *Ann. Rev. Astr. Astrophys.* **27**, 139
- [17] Kobulnicky H.A., 1998, *Proc. Quebec Conference: "Abundance Profiles: Diagnostic Tools for Galaxy History"*, eds. D. Friedli, M. Edmunds, C. Robert, & L. Drissen San Francisco: ASP, in press
- [18] Köppen J., Theis C., Hensler G., 1995, *Astr. Astrophys.* **296**, 99
- [19] Köppen J., Theis C., Hensler G., 1998, *Astr. Astrophys.* **328**, 121
- [20] Koo D.C., Guzman R., Faber S.M., et al., 1995, *Astrophys. J.* **440**, L49
- [21] Kunth D., Matteucci F., Maroni G., 1995, *Astr. Astrophys.* **297**, 634
- [22] Kunth D., Sargent W.L., 1986, *Astrophys. J.* **300**, 496
- [23] Larson R.B., 1974, *MNRAS* **169**, 229
- [24] Maeder A., 1992, *Astr. Astrophys.* **264**, 105
- [25] Maeder A., Meynet G., 1989, *Astr. Astrophys.* **210**, 155
- [26] Marconi G., Matteucci F., Tosi M., 1994, *MNRAS* **270**, 35
- [27] Marlowe A.T., Heckman T.M., Wyse R.F.G., Schommer R., 1995, *Astrophys. J.* **438**, 563
- [28] Matteucci F., Tosi M., 1985, *MNRAS* **217**, 391
- [29] Mirabel I.F., Dottori H., Lutz D., 1992, *Astr. Astrophys.* **256**, L19
- [30] Pilyugin L.S., 1992, *Astr. Astrophys.* **260**, 58
- [31] Renzini A., Voli M., 1981, *Astr. Astrophys.* **94**, 175
- [32] Rieschick A., Hensler G., 1998, *in preparation*
- [33] Samland M., 1998, *Astrophys. J.* **496**, 155
- [34] Samland M., Hensler G., Theis C., 1997, *Astrophys. J.* **476**, 277
- [35] Schaerer D., Meynet G., Maeder A., Schaller G., 1993, *Astr. Astrophys. Suppl. Ser.* **98**, 523
- [36] Schaller G., Schaerer D., Meynet G., Maeder A., 1992, *Astr. Astrophys. Suppl. Ser.* **96**, 269
- [37] Smecker-Hane T.A., Stetson P.B., Hesser J.E., et al., 1994, *Astron. J.* **108**, 507
- [38] Theis C., Burkert A., Hensler G., 1992, *Astr. Astrophys.* **265**, 465
- [39] Thuan T.X., Izotov Y.I., 1997, *Astrophys. J.* **489**, 623
- [40] Thuan T.X., Izotov Y.I., Lipovetsky V.A., 1997, *Astrophys. J.* **477**, 661
- [41] van der Hoek L.B., Groenewegen M.A.T., 1997, *Astr. Astrophys. Suppl. Ser.* **123**, 305
- [42] Vilchez J.M., 1995, *Astron. J.* **110**, 1090
- [43] Wirth A., Gallagher J.S., 1984, *Astrophys. J.* **282**, 85
- [44] Woosley S.E., Weaver T.A., 1986, in *"Radiation Hydrodynamics in Stars and Compact Objects"*, eds. D. Mihalas & H.A. Winkler, Springer, Berlin, p. 91
- [45] Woosley S.E., Weaver T.A., 1995, *Astrophys. J. Suppl. Ser.* **101**, 181