

The Open Cluster NGC 7789: I. Radial Velocities for Giant Stars

MUNHWAN GIM,

University of Victoria, Department of Physics and Astronomy,

Victoria, BC, V8W 3P6

Electronic mail: gim@uvastro.phys.uvic.ca

JAMES E. HESSER, ROBERT D. McCLURE, and PETER B. STETSON

National Research Council, Herzberg Institute of Astrophysics, Dominion Astrophysical

Observatory 5071 West Saanich Road, Victoria, BC, V8X 4M6

Electronic mail: firstname.lastname@hia.nrc.ca

Received _____; accepted _____

ABSTRACT

A total of 597 radial-velocity observations for 112 stars in the ~ 1.6 Gyr old open cluster NGC 7789 have been obtained since 1979 with the radial velocity spectrometer at the Dominion Astrophysical Observatory. The mean cluster radial velocity is -54.9 ± 0.12 km s $^{-1}$ and the dispersion is 0.86 km s $^{-1}$, from 50 constant-velocity stars selected as members from this radial-velocity study and the proper motion study of McNamara and Solomon (1981). Twenty-five stars (32%) among 78 members are possible radial-velocity variable stars, but no orbits are determined because of the sparse sampling. Seventeen stars are radial-velocity non-members, while membership estimates of six stars are uncertain.

There is a hint that the observed velocity dispersion falls off at large radius. This may be due to the inclusion of long-period binaries preferentially in the central area of the cluster. The known radial-velocity variables also seem to be more concentrated toward the center than members with constant velocity. Although this is significant at only the 85% level, when combined with similar results of Raboud & Mermilliod (1994) for three other clusters, the data strongly support the conclusion that mass segregation is being detected.

Subject headings: clusters: open - individual: NGC 7789 - binaries: spectroscopic
- techniques: radial velocities

1. INTRODUCTION

Since stellar radial-velocity accuracies of better than 1 km s^{-1} have been attained at several observatories (e.g. Griffin & Gunn 1974; Latham 1985; Mayor 1985; McClure et al. 1985), studies have been undertaken to determine membership and binary frequency in open clusters, as well as to estimate cluster velocity dispersions. With the information on both the membership and the binary stars in those clusters, constraints on stellar evolution, such as the effect of overshooting, can be improved. From the extensive observations of the red giants in open clusters of various ages, typical spectroscopic-binary frequencies in open clusters range from 25% to 50% (Mermilliod & Mayor 1989, 1990; Mermilliod et al. 1995, 1996, 1997). Abt & Willmarth (1996) note that the frequency of binaries changes in open clusters whose ages range from 1×10^6 to 5×10^8 year, in the sense of increasing with age.

The velocity dispersion of the cluster giants is usually $\leq 1 \text{ km s}^{-1}$, which is consistent with simple virial-theorem estimates, so that it is difficult to study the dynamics of open clusters based on observations with a precision $\sim 1 \text{ km s}^{-1}$.

The rich open cluster NGC 7789 [$\alpha(1950) = 23^h54^m5$, $\delta(1950) = 56^\circ 27'$] is located at $l = 115^\circ49$, $b = -5^\circ36$, and has an age ~ 1.6 Gyr. Its color-magnitude diagram (CMD) shows a well-defined red-giant branch, and a populous red-giant clump, along with a large population of blue straggler stars. The individual giant stars have been used to derive the basic parameters such as reddening, metallicity, effective temperature, surface gravity or masses through various photometric and spectroscopic studies: *UBViyz* photometry (Jennens & Helfer 1975); DDO and *UBV* photometry (Janes 1977; Clariá 1979), *UBVR* photometry (Coleman 1982), Washington photometry (Canterna et al. 1986) and also moderate- and high-resolution spectroscopy (Pilachowski 1985; Sneden & Pilachowski 1986; Thogersen et al. 1993). An extended proper-motion membership analysis of NGC 7789 (McNamara & Solomon 1981) identified 679 probable member stars down to $B \simeq 15.5$ mag ($M_v \approx 2.1$) and

found the existence of an extensive halo composed of low mass stars. The membership of some giant stars was addressed by the radial-velocity studies of Thogerson et al. (1993) and Scott et al. (1995).

In the present paper, for clump stars and more luminous giants in NGC 7789, we provide radial velocities with which we can identify membership and determine the spectroscopic binary frequency. However, the data are not extensive enough to obtain orbital elements for the proposed binary stars. Some new red giant candidates identified from CCD photometry by Gim (1998) were also measured to assess their membership based on their radial velocities.

The observations and data are presented in section 2, and analysed in section 3, and the results are summarised in section 4.

2. OBSERVATIONS and DATA

Radial-velocity observations for NGC 7789 were initiated by McClure and Hesser in 1979 with the cross-correlation radial-velocity spectrometer (RVS) at the coude spectrograph of the Dominion Astrophysical Observatory (DAO) 1.2-m telescope. A detailed description of the DAO RVS is given by Fletcher et al. (1982) and McClure et al. (1985). We summarise here some points important to this project.

The RVS, following the principle of the Cambridge photoelectric radial-velocity spectrometer (Griffin 1967), includes a transmissive spectral mask, a Fabry lens and a photomultiplier. Unique designs for the Fabry system and spectrum mask make it possible to observe radial velocities of stars down to ~ 16.0 B magnitude at the DAO 1.2-m telescope (McClure et al. 1985).

The K star mask used contains 454 stellar and 14 comparison lines, covering the wavelength range from 4332\AA to 4765\AA and was based on the spectrum of Arcturus. Two image

slicers were used for the observations: IS32B and ISRVS. The former has smaller guiding errors at times of good seeing but admits less light.

Comparison observations of a Cd-Ar source were obtained about every 30 - 60 minutes during each night in order to correct the zero point drift, which was usually less than 1 km s^{-1} except for a few nights having a drift of unknown origin up to 3 km s^{-1} . Typically, about 10 radial-velocity standards as well as the twilight sky were observed every night to tie our observations to the IAU system. Cluster star exposure times were from ~ 15 minutes to ~ 30 minutes, depending on the faintness of the stars, seeing and transparency. Scan widths were mostly $\sim 18 \text{ km s}^{-1}$ for cluster stars. Normally, this scan range covers over two-thirds of the cross-correlation dip, and the radial velocity is calculated using a parabolic function fit to the dip.

The RVS data reduction procedure after observing is straightforward. The comparison velocity is plotted against the universal time (UT) and is subtracted from the stellar velocities for the time of observation. Secondly, a correction is made to the standard velocities of the DAO RVS system using radial-velocity standard values compiled by McClure. These provide improved individual velocities, and agree in the mean with the standard values published by Fletcher et al. (1982). For 30 stars in common the velocity difference (McClure – Fletcher et al.) is -0.013 ± 0.38 (s.d.) km s^{-1} .

From the precision of the measurements, the internal error of the observations is better than 0.4 km s^{-1} for stars brighter than $B = 9.0$ magnitude. Fletcher et al. (1982) and McClure et al. (1985) addressed the fact that the size of the slit entrance and the seeing are two factors affecting random error.

Overall, 597 observations for 112 stars were obtained on 71 nights from 1979 to 1996 (see Table 1). The Julian date, radial velocity and internal error for each star are shown in Table 2 (for star IDs, see Table 3 below). For the analysis below, we have omitted seventeen

observations with errors $\geq 1.0 \text{ km s}^{-1}$ and three other observations which seem to be dubious.

The radial-velocity data are summarised in Table 3, as follows: columns 1-3, star identifications: Küstner (1923), McNamara & Solomon (1981) and Gim (1998); columns 4-5, V and $V - I$ photometric data from Gim’s (1998) CCD photometry; columns 6-11, the weighted mean velocity, the standard deviation of the mean, number of days between first and last observations, the number of observations used in the statistical analysis, the ratio E/I of the external over internal (expected) errors and the probability $P(\chi^2)$ (see below); columns 12-14, the membership probability by proper motion (McNamara & Solomon 1981) and by radial velocity (Scott et al. 1995), and our own membership assessment from this study. A detailed discussion of the membership assessment appears in the next section.

It is also worthwhile to note several points about the errors and the radial velocity statistics. The errors in Table 2 based on photon statistics will underestimate the standard deviation of the mean. Therefore the value of a typical RVS observational error for stars brighter than 9.0 magnitude where photon statistics are negligible, 0.4 km s^{-1} , is added in quadrature to each error in Table 2 before doing the statistical analysis. All weights are $1/error^2$. The $P(\chi^2)$ is the probability that the velocity variations are due to random observational errors. This is estimated by assuming that the errors have a Gaussian distribution and are purely statistical. A low $P(\chi^2)$ value suggests the star is affected by another source of velocity variation, and most probably it is spectroscopic binary.

3. RESULTS and DISCUSSION

Member stars are subdivided into three groups in this study: members with constant velocity (MC), members with variable radial velocity (MV), and members with one or no radial velocity data measurements in the present study (M). Fifty-three stars are classed

MC based on $P(\chi^2) \geq 0.01$ and the proper motion membership probability $P(\mu) > 80\%$. Twenty-five stars are classified as MV because they have $P(\chi^2) < 0.01$ (which means that their errors come from a non-random source with 99% confidence) and because they have $P(\mu) > 80\%$. Although K977 has $P(\mu) = 0\%$, it is classified MV because of its location on the CMD giant branch, and its mean velocity in the present study, which is consistent with that of the cluster. Eleven stars with only one observation are also taken as members (M). All these stars have $P(\mu) > 70\%$ and their velocities are within 4.7σ of the mean cluster velocity. Three of them are considered radial velocity members by Scott et al. (1995).

Seventeen stars are non-members (NM) since they have $P(\chi^2) > 0.01$ and $P(\mu) < 50\%$. These stars are all lie over 7.1σ away from the mean cluster. One NM star, K1149, has variable radial velocity. Four of our NM stars were also considered non-members by Scott et al., while two others were classified as members on the basis of radial-velocities in that study.

Membership estimates for six stars are classified as uncertain (U). M1244 is a non-member star by $P(\mu) = 2\%$, but its velocity from the present study is consistent with the cluster mean. Five other stars (K193, K605, K859, M125 and M748) have velocities from the present study that are more than 6.6σ away from the mean cluster velocity, but they are considered proper motion members by McNamara & Solomon (1981) or radial velocity members by Scott et al. (1995).

3.1. The mean cluster velocity and its dispersion

The mean cluster velocity and its dispersion were calculated for stars after excluding stars whose velocity is deviant by more than 2σ . Stars excluded are constant velocity members (MC) K526, K692 and K1114, and variable velocity members (MV) K160, K489, K491,

K865 and K897. The mean cluster velocity is -54.92 km s^{-1} and its dispersion is 0.86 km s^{-1} based on 50 MC stars. The dispersion increases to 1.20 km s^{-1} when 20 MV stars are included, while the mean velocity changes very little to -54.77 km s^{-1} . We adopted, therefore, a mean cluster velocity for NGC 7789 of $-54.9 \pm 0.12 \text{ km s}^{-1}$ and a dispersion of 0.86 km s^{-1} . Fig. 1 shows the radial velocities as a function of the distance from the cluster center for the 53 MC members and 25 MV members, with the adopted mean cluster velocity and the dispersion indicated by a heavy line and error bars. Inspection of Fig. 1 suggests that outside a radius of 8 arcmin the radial velocity dispersion is considerably lower than it is interior to that radius. If this result is correct, it is possibly due to the presence of binaries of very long period preferentially in the central area of the cluster.

Below we summarise previous determinations of the mean cluster velocity.

- Stryker and Hrivnak (1984) found that the mean radial velocity of NGC 7789 is -54 km s^{-1} from three giants, K319, K415, K489, during a study of the radial velocity variations in the blue stragglers from image-tube spectra at a dispersion of 30 \AA mm^{-1} . K319 was noticed to be a velocity variable, which is confirmed by our observations, while we demonstrate that K489 is also a velocity variable.
- Moderate-resolution spectroscopic observations (Friel et al. 1989), with an accuracy of 10 km s^{-1} , for 12 NGC 7789 giants gave a mean cluster velocity of $-57 \pm 7 \text{ km s}^{-1}$. Our study indicates that four of their stars (K491, K637, K737, K977) are probable velocity variables. It is interesting that their result and ours are similar for K605 and K859, for which we don't give any membership assessment since the velocity of K605 is too high and our observational errors for K859 are too large.
- Recently, Scott et al. (1995) determined a mean cluster velocity of -64 km s^{-1} for NGC 7789 from spectroscopic observations of 49 member giants with about $\pm 10 \text{ km s}^{-1}$

accuracy. However, they adopted -57 km s^{-1} for their kinematic study in open clusters after considering their low accuracy and comparing with the results of Friel et al. (1989) and with the unpublished data of Hesser and McClure, which were the preliminary results of the present paper.

3.2. The radial velocity variables

The sparse data sampling for most of the stars, even with an observation baseline extending up to 6000 days, makes it difficult to determine orbital elements. With a 99% confidence level that errors are non-random, 25 stars are identified as probable radial-velocity variable stars. The ratio of external and internal errors, E/I, of 20 of those stars is more than 2, considered as the minimum value for variability in past studies (e.g., Stryker & Hrivnak 1984). The remaining five have $E/I > 1.6$. Assuming all MV stars are binaries, the overall binary frequency is 32% (25/78), which is similar to the mean binary frequency, 25% to 38%, from previous studies of open cluster, as mentioned in section 1.

Several spectroscopic studies of globular-cluster giants have shown that more velocity variability is found among stars near the tip of red giant branch than for stars with fainter magnitudes. This is believed to arise from convective or pulsational motion in their atmosphere (Pryor et al. 1988; Côté et al. 1996). However, such a trend is not found in our data for NGC 7789.

3.3. The apparent distribution of red giants of radial velocity variables

Mass segregation during the dynamical evolution of clusters has been predicted by numerical simulations (Spitzer & Mathieu 1980), and confirmed by several studies of the radial distribution of stars with different masses (Latham 1985; Abt 1980). The cumulative distri-

bution of stars in NGC 7789 with constant velocity and with variable velocity is shown in Fig. 2. Although the variable stars appear to be more centrally concentrated, as expected if they are binaries of higher total masses than single stars, a Kolmogorov-Smirnov test gives a probability of only 85% that the distributions of stars with constant radial velocity (presumably single stars) and with variable radial velocity (presumably binaries) are different. Note, however, that with an age $\log t = 9.13$ (Carraro & Chiosi 1994), NGC 7789 would fall in the second group of three open clusters considered in a similar analysis by Raboud & Mermilliod (1994). They found the difference to be significant at the 87.9% level. Taken together, the joint probability that the apparent radial segregation of spectroscopic binaries is due to chance is of order $15\% \times 12\% \approx 2\%$. Therefore, the combined data for NGC 7789 (present study) and NGC 2362, 2477, 6940 (Raboud & Mermilliod 1994) show mass segregation at the 98% confidence level.

3.4. Color-magnitude diagram of the red giants in NGC 7789

In the CMD of the red giants in NGC 7789 (Fig. 3), the distribution of stars in the well-defined clump and upper giant branch is shown with different symbols depending on their membership. To compare the ratio of radial-velocity variables for different populations, the clump stars are considered to have colors $1.25 < (V-I) < 1.4$ and magnitude $12.8 < V < 13.4$, while upper giant-branch stars are considered to be all stars which have $(V-I) > 1.2$ and $V < 13.4$ excluding the clump stars. The frequency of radial-velocity variables for the member clump stars and the upper giants is almost identical (29% for the clump stars and 28% among the upper giants).

4. CONCLUSION

Radial-velocity observations for 112 giant stars in NGC 7789 observed since 1979 at the Dominion Astrophysical Observatory were used to determine cluster membership and their radial-velocity duplicity was determined based on statistical analysis. Seventy-eight cluster members were selected on the basis of radial velocities and proper motions (McNamara & Solomon 1981). Among these, 25 stars (32%) are considered to be radial-velocity variables. The cluster mean velocity was found to be $-54.9 \pm 0.12 \text{ km s}^{-1}$ and its dispersion 0.86 km s^{-1} using 47 stars with constant velocity. Twelve additional stars with one RVS observation were also selected as members on the basis of both their radial velocities and their proper motions. Overall a frequency of 32% for radial-velocity variables is consistent with that published for other clusters. The binary frequency for the more luminous giants and clump stars is similar. The radial-velocity variables seem to be slightly more concentrated toward the center than stars with constant velocity. When taken alone, this result is significant only at the 85% level. However, three additional clusters of the same approximate age studied by Raboud & Mermilliod (1994) show the same effect, which strongly suggests that mass segregation is being detected in these four clusters. More observations are needed to obtain orbital elements for the stars which have variable radial velocities.

We wish to acknowledge NSERC for a grant to P.B.S. and J.E.H. that provided support for M.G., and J.M. Fletcher, L. Saddlemyer and D. Bond for their assistance over many years with the RVS. We also appreciate the helpful advice of J.-C. Mermilliod, S. Udry, and S. Yi in this project. M.G. is very grateful to D.A. Vandenberg for his advice during the course of his M.Sc. program.

REFERENCES

- Abt, H.A. 1980, *ApJ*, 241, 275
- Abt, H.A., & Willmarth, D.W. 1996, in *The Origins, Evolution, and Destinies of Binary Stars in Clusters*, ed. E.F. Milone and J.-C. Mermilliod, *ASP Conf. Ser.*, 90, p. 105
- Canterna, R., Geisler, D., Harris, H.C., Olszewski, E., & Schommer, R. 1986, *AJ*, 92, 79
- Carraro, G., & Chiosi, C. 1994, *A&A*, 287, 761
- Clariá, J.J. 1979, *Ap&SS*, 66, 201
- Coleman, L.A. 1982, *AJ*, 87, 369
- Côté, P., Pryor, C., McClure, R.D., Fletcher, J.M., & Hesser, J.E. 1996, *AJ*, 112, 574
- Fletcher, J.M., Harris, H.C., McClure, R.D., & Scarfe, C.D. 1982, *PASP*, 94, 1017
- Friel, E.D., Liu, T., & Janes, K.A. 1989, *PASP*, 101, 1105
- Gim, M. 1998, M.Sc. Thesis, University of Victoria
- Griffin, R.F. 1967, *ApJ*, 148, 465
- Griffin, R.F., & Gunn, J.E. 1974, *ApJ*, 191, 545
- Janes, K.A. 1977, *AJ*, 82, 35
- Janes, K.A., & Phelps, R.L. 1994, *AJ*, 108, 1773
- Jennens, P.A., & Helfer, H.L. 1975, *MNRAS*, 172, 681
- Küstner, F. 1923, *Bonner Veröff*, No. 18
- Latham, D.W. 1985, in *Stellar Radial Velocities*, ed. A.G.D. Philip and D.W. Latham (Schenectady, L. Davis), p. 21

- Mayor, M. 1985, in *Stellar Radial Velocities*, ed. A.G.D. Philip and D.W. Latham (Schenectady, L. Davis), p. 35
- McClure, R.D., Fletcher, J.M., Grundman, W.A., & Richardson, E.H. 1985, in *Stellar Radial Velocities*, ed. A.G.D. Philip and D.W. Latham (Schenectady, L. Davis), p. 49
- McNamara, B.J., & Solomon, S. 1981, *A&AS*, 43, 337
- Mermilliod, J.-C., & Mayor, M. 1989, *A&A*, 219, 125
- Mermilliod, J.-C., & Mayor, M. 1990, *A&A*, 237, 61
- Mermilliod, J.-C., Anderson, J., Nordström, B., & Mayor, M. 1995, *A&A*, 299, 53
- Mermilliod, J.-C., Huestamendia, G., del Rio, G., & Mayor, M. 1996, *A&A*, 307, 80
- Mermilliod, J.-C., Clariá, J.J., Anderson, J., & Mayor, M. 1997, *A&A*, 324, 91
- Pilachowski, C.A. 1985, *PASP*, 97, 801
- Pryor, C.P., Latham, D.W., & Hazen, M.L. 1988, *AJ*, 96, 123
- Raboud, D., & Mermilliod, J.-C. 1994, *A&A*, 289, 121
- Scott, J.E., Friel, E.D., & Janes, K.A. 1995, *AJ*, 109, 1706
- Snedden, C., & Pilachowski, C.A. 1986, *ApJ*, 301, 860
- Spitzer, L., Jr., & Mathieu, R.D. 1980, *ApJ*, 241, 618
- Stryker, L.L., & Hrivnak, B.J. 1984, *ApJ*, 278, 215
- Thogersen, E.N., Friel, E.D., & Fallon, B.V. 1993, *PASP*, 105, 1253

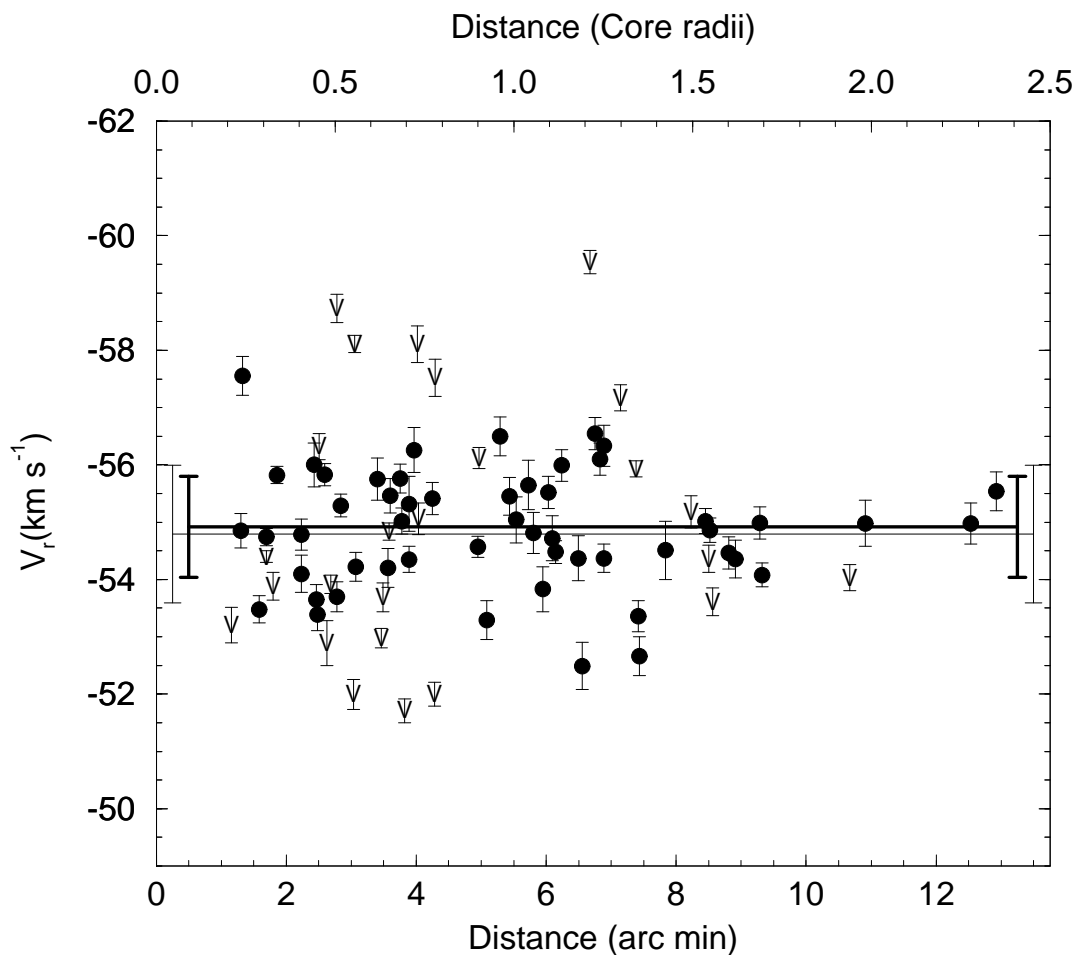


Fig. 1.— Mean radial velocity as a function of the angular distance from the center of the cluster. Note that the core radius of NGC 7789 is $5'.5$. Solid circles: 53 members with constant radial velocities, ∇ symbols: 25 members with variable radial velocities. The standard deviation of the individual velocities is shown for each star. The thick solid line indicates the mean cluster velocity, $-54.92 \pm 0.12 \text{ km s}^{-1}$, with the standard deviation shown at each end, $\pm 0.86 \text{ km s}^{-1}$. This is calculated from only stars with constant radial velocities. The thin line shows the same values determined for members with both constant and variable velocities: $-54.79 \pm 0.14 \text{ km s}^{-1}$ and 1.20 km s^{-1} .

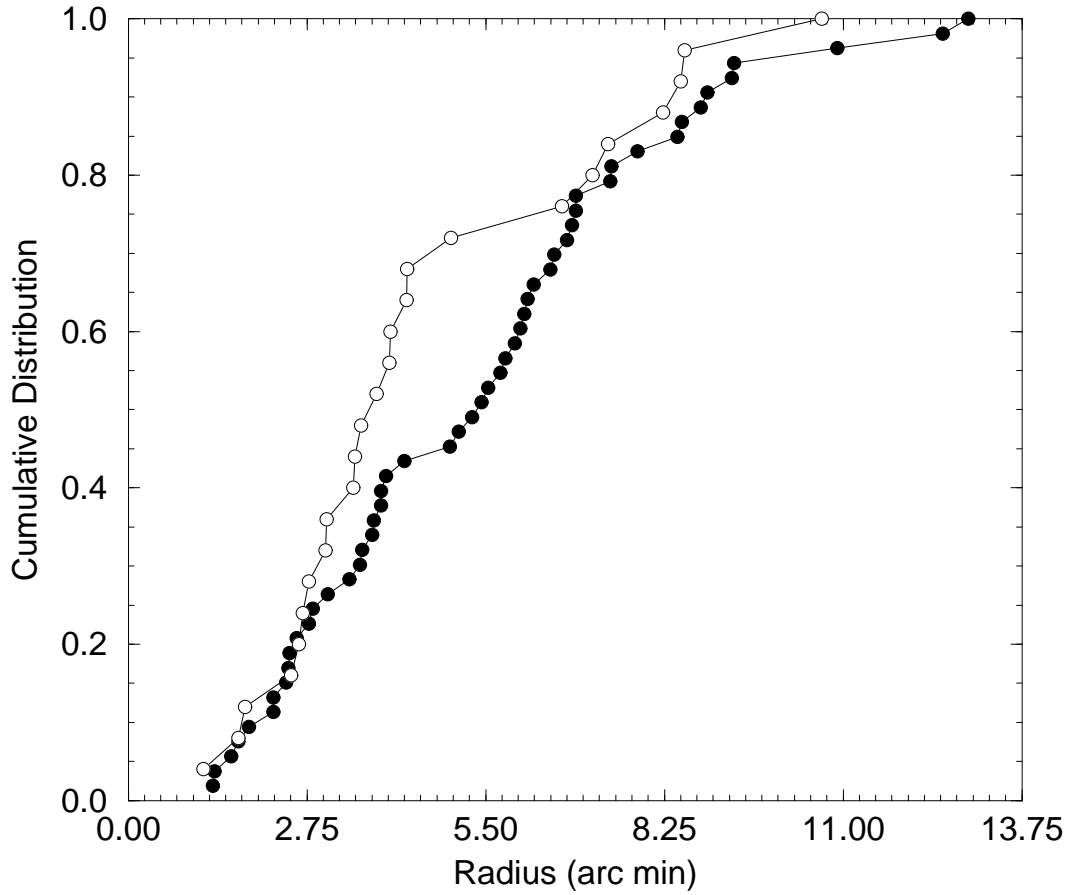


Fig. 2.— The cumulative radial distribution of stars with constant radial velocity (solid circles, 53 stars) and with variable radial velocity (open circles, 23 stars) in NGC 7789. The two distributions show an apparent central concentration of radial velocity variables relative to that of stars with constant radial velocity (see text).

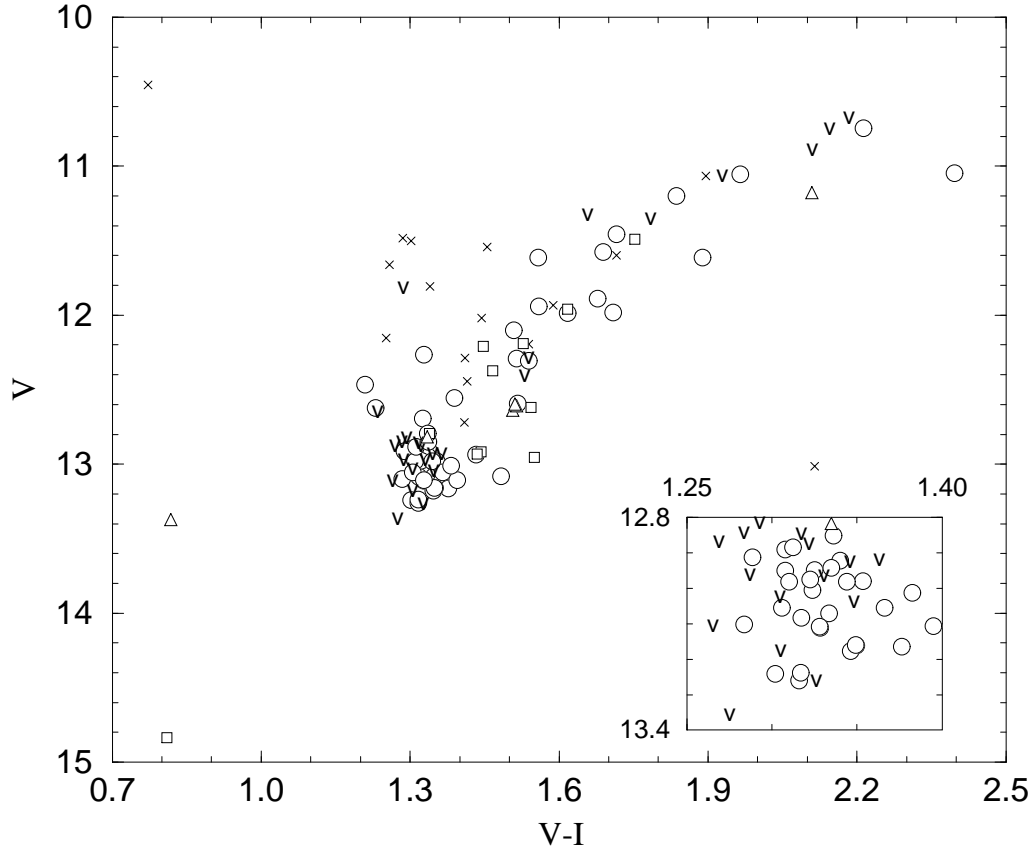


Fig. 3.— Color-magnitude diagram of the red giants in NGC 7789. Open circles: 53 red giant members with constant radial velocity (MC), V marks: 25 radial-velocity variable members (MV), squares: 11 members with one radial velocity data (M), open triangles: 6 stars with uncertain membership (U), crosses: 17 non-members (NM). The clump star region is shown on the inset box with the expanded scale.

TABLE 1
RVS OBSERVATIONAL LOG

Year	Nights	N_{obs}	Year	Nights	N_{obs}	Year	Nights	N_{obs}
1979	2	2	1986	3	21	1991	2	50
1981	2	4	1987	2	24	1992	1	15
1983	6	33	1988	2	40	1993	1	21
1984	16	160	1989	1	4	1995	9	33
1985	8	69	1990	2	31	1996	14	90
Total		71 nights			597 observations			

TABLE 2
RVS OBSERVATIONAL DATA

Name JD	Vel	Err	Name JD	Vel	Err	Name JD	Vel	Err	Name JD	Vel	Err
K57			45975.852	-56.47	0.33	50301.819	-54.42	0.74			
46392.834	-54.00	0.72	47444.938	-56.80	0.95				K416		
			47444.944	-56.78	0.77	K329			45618.660	-53.65	...
K72			48544.917	-56.29	0.50	45618.668	-54.39	...	45972.890	-54.68	0.45
45975.986	-53.33	0.23				45972.840	-55.31	0.49	46712.895	-52.95	0.83
46035.770	-54.69	0.26	K255			46295.947	-54.59	0.43	48130.942	-53.75	0.70
46296.990	-54.57	0.34	45962.897	-53.25	0.34	46394.670	-55.42	0.77	48544.838	-52.92	0.43
46380.870	-54.94	0.81	46035.727	-55.03	0.39	47029.992	-54.37	1.03 [†]			
47444.959	-53.97	0.47	46383.815	-52.93	0.58	48130.970	-53.53	0.62	K444		
49994.911	-52.75	0.49	48508.928	-54.89	0.71	49269.864	-53.84	0.60	45607.007	-52.60	...
50276.832	-54.57	0.36	48508.928	-55.12	0.63	50344.927	-53.58	0.42	45972.897	-54.47	0.50
			48508.936	-55.47	0.54				46383.890	-54.49	0.77
K80			48544.931	-54.57	0.88	K337			46712.878	-53.62	0.72
45618.730	-51.75	...				45669.879	-35.06	0.00	48130.957	-53.76	0.71
45972.814	-55.37	0.32	K297			46035.695	-37.20	0.46			
45995.942	-54.88	0.80	45975.950	-63.72	0.44	48508.910	-36.33	0.40	K461		
46035.777	-54.15	0.55	46037.797	-63.93	0.50	48508.910	-36.60	0.38	44191.840	-51.96	...
46295.973	-53.93	0.73	46383.852	-54.68	0.58	48544.882	-35.85	0.48	45962.884	-54.19	0.33
47081.875	-52.89	0.93	47444.862	-49.68	0.58	48950.820	-35.43	0.71	46052.885	-54.55	0.40
49269.888	-52.48	1.06 [†]	47444.865	-50.19	0.62	50344.707	-35.74	0.38	46380.881	-55.15	0.39
50344.815	-54.84	0.58	48508.978	-52.34	0.70				46711.811	-54.04	0.44
			48544.907	-54.67	0.50	K338			47081.825	-54.58	0.63
K152			49269.919	-57.03	0.82	45612.789	-58.87	...	47444.838	-53.97	0.50
50127.666	-54.53	0.65	50278.827	-61.67	0.48	45972.849	-54.35	0.30	48508.869	-54.67	0.61
50276.889	-55.18	0.41				46035.828	-60.32	0.33	48950.729	-54.62	0.66
50313.810	-55.03	0.42	K301			46294.977	-56.65	0.33	49269.770	-54.14	0.37
			45975.909	-52.11	0.50	46383.722	-50.85	0.63	49995.909	-53.08	0.53
K160			45992.752	-53.10	0.45	47029.985	-52.52	0.74	50018.993	-51.08	0.88
45618.715	-57.58	...	46035.762	-55.39	0.43	47081.931	-56.80	0.34	50301.961	-53.84	0.52
45972.824	-59.70	0.45	46380.847	-53.71	0.60	47950.655	-55.34	0.45	50316.760	-55.63	0.39
46295.968	-56.38	0.38	46711.820	-54.49	0.67	48130.965	-52.13	0.51			
47081.854	-61.17	0.66	47081.839	-52.96	0.49	48544.844	-50.65	0.58	K466		
47444.897	-61.39	0.64	48508.886	-53.76	1.08 [†]	48950.742	-50.86	0.62	45606.931	-47.07	...
48508.950	-60.12	0.31	50128.627	-55.48	0.58	48950.750	-50.26	0.47	46110.708	-48.06	0.55
49269.876	-62.59	0.44	50344.855	-55.18	0.48	49269.856	-58.38	0.64	47445.992	-48.23	0.39
50344.796	-62.11	0.57				49994.973	-55.76	0.60	48544.862	-49.53	0.68
			K304			50031.808	-52.42	0.80	48950.724	-48.35	0.52
K193			50316.934	-13.13	0.49	50277.800	-50.03	0.30	49269.794	-48.97	0.56
46037.770	-61.40	0.50	50361.739	-13.04	0.38				50344.696	-48.57	0.42
47444.871	-59.87	1.05 [†]	50365.724	-12.76	0.50	K347					
47444.876	-62.15	0.52				45606.902	-54.72	...	K468		
48508.963	-62.00	0.57	K310			45972.861	-56.04	0.52	45618.652	-55.42	...
49269.904	-60.58	0.46	48508.891	-52.74	0.71	46383.751	-55.61	0.58	45622.761	-57.22	...
50277.930	-61.47	0.40				46768.734	-57.35	0.46	46294.970	-55.79	0.30
			K312			47444.926	-56.48	0.46	46712.829	-55.35	0.51
K200			45669.898	-58.34	...				47081.821	-56.04	0.36
45618.691	-55.03	...	46035.719	-14.90	0.62	K348			47444.831	-54.83	0.56
45972.834	-56.08	0.55	47445.982	-12.96	0.58	45669.855	-52.37	...	48130.936	-56.43	0.63
46295.959	-56.03	0.34	48544.879	-12.65	0.55	45972.872	-54.03	0.49	48157.873	-55.78	0.34
			50301.915	-11.38	0.59	46394.627	-54.38	0.60	48544.828	-55.92	0.30
K212						46712.913	-54.49	0.82	49269.761	-55.98	0.59
45990.791	-54.92	0.35	K319			48508.900	-53.98	0.60	49994.701	-55.28	0.30
46110.726	-54.03	0.84	45960.873	-43.34	0.35				50301.941	-54.70	0.46
46295.983	-54.98	0.44	45992.810	-63.91	0.65	K353					
47444.953	-54.73	2.52 [†]	46037.824	-76.66	0.77	45618.676	-54.52	...	K476		
			46380.669	-52.83	0.81	45972.879	-56.62	0.42	45990.834	-54.65	0.51
K232			47081.898	-60.03	0.78	46295.952	-54.20	0.54	46712.845	-56.22	0.81
45990.806	-54.37	0.35	47950.671	-50.00	2.03 [†]	46394.682	-54.91	0.55	47444.843	-54.74	0.76
46037.785	-54.82	0.52	49269.816	-75.17	0.96	48130.974	-55.78	0.56	48130.999	-54.96	0.77
47444.886	-53.82	0.56				50361.861	-54.61	0.43			
49269.937	-54.39	0.80	K321						K489		
			45990.821	-54.02	0.42	K415			45976.002	-43.76	0.42
K244			46383.787	-53.65	0.73	45618.738	-51.39	...	45992.902	-47.71	0.31
46052.728	-52.16	0.53	47444.856	-53.68	0.57	45972.885	-54.30	0.42	46037.844	-58.23	0.55
47444.902	-53.27	0.84				45995.774	-53.00	0.35	46052.875	-61.03	0.49
47444.911	-54.21	0.55	K327			46037.809	-53.59	0.35	46093.785	-64.49	0.48
48544.924	-53.49	0.43	45992.836	-54.74	0.39	46383.773	-52.32	0.39	46100.809	-66.09	0.78
			46035.703	-58.19	0.76	46712.862	-52.08	0.45	46380.643	-60.38	0.59
K248			46394.599	-56.44	0.80	48130.978	-53.50	0.52	46768.700	-45.90	0.46
46035.742	-54.35	0.39	46768.755	-56.71	0.53	49994.854	-52.72	0.21	47029.999	-64.35	0.41
			48544.871	-56.15	0.88	50031.745	-54.75	0.44	47081.944	-62.87	0.26
K254			50031.870	-56.77	0.85	50278.946	-54.22	0.44	48544.851	-66.03	0.45

TABLE 2—*Continued*

Name JD	Vel	Err	Name JD	Vel	Err	Name JD	Vel	Err	Name JD	Vel	Err
K827			48158.006	-61.58	0.56	K1066			46392.873	-54.28	0.73
45995.852	-51.94	0.30	48545.029	-51.57	0.57	45993.061	-54.57	0.53	47082.050	-54.72	0.48
46296.916	-56.93	0.33				46039.684	-56.44	0.39			
47445.793	-52.33	0.46	K950			46295.991	-54.10	0.45	K1205		
48157.940	-59.03	0.65	46052.800	-54.69	0.48	47082.034	-55.31	0.70	50365.964	-23.32	0.58
48544.965	-61.01	0.51	46380.822	-55.40	1.03 [†]	47082.041	-55.84	0.62			
50037.651	-61.19	0.78	48545.038	-56.24	0.64	48509.008	-54.16	0.40	K1218		
50277.900	-57.53	0.40				49269.983	-54.94	0.56	50366.004	-6.72	0.68
			K957			50344.686	-54.98	0.31			
K849			46052.825	-54.81	0.46				K1225		
45995.880	-52.92	0.54	47445.010	-56.86	0.70	K1071			46039.711	-42.65	0.59
46419.929	-50.85	4.52 [†]	47445.016	-56.02	0.86	45962.932	-56.71	0.45			
48157.947	-63.19	0.44				46039.844	-56.78	0.58	K1244		
48544.978	-34.71	0.68	K970			46052.844	-55.41	0.52	46039.723	-40.41	0.93
			45962.997	-54.78	0.37	46380.803	-55.56	0.38			
K859			46039.664	-56.09	0.67	50361.913	-56.21	0.50	K1312		
45612.840	-64.75	...	46052.904	-55.52	0.47				50387.760	-55.18	0.43
46039.789	-14.96	0.92 [‡]	46295.995	-54.21	0.44	K1082					
46053.734	-70.16	1.17 [†]	47082.022	-55.17	0.42	50278.934	-56.71	0.44	M108		
46093.813	-67.30	2.19 [†]	48509.002	-54.54	0.60				50317.012	-2.05	0.51
48157.969	-73.40	2.15 [†]	48950.914	-54.00	0.65	K1091					
48158.023	-72.22	0.95	49269.976	-54.44	0.42	45962.968	-54.22	0.44	M125		
			50316.886	-55.23	0.59	46039.746	-54.93	0.58	50316.986	-24.23	0.67
						46296.965	-53.99	0.61			
K865			K971						M193		
46039.820	-62.66	0.90	45612.914	-53.74	...	K1092			50313.745	-56.34	0.37
46296.928	-54.72	0.45	46037.887	-54.60	0.40	46039.758	-66.42	0.64	50410.983	-57.64	1.71 [†]
47445.827	-63.10	0.42	46100.785	-55.54	0.52	47445.897	-65.71	0.57			
48157.987	-51.22	0.75	46294.984	-55.20	0.39				M227		
48545.019	-63.95	0.56	46392.905	-54.17	0.78	K1101			50313.846	-52.91	0.48
50031.849	-61.98	0.57	48950.933	-53.67	0.73	45962.985	-54.61	0.41			
50277.870	-54.47	0.40	50030.887	-53.20	0.82	46039.691	-54.91	0.38	M215		
			50107.728	-55.10	0.65	46296.975	-54.21	0.46	50313.874	-57.37	0.51
K866			50274.964	-54.82	0.24	48509.013	-53.96	0.47			
45612.852	-50.77	...							M580		
45995.840	-50.86	0.40	K977			K1107			50386.677	-55.07	0.48
46296.902	-49.10	0.49	46039.824	-52.89	0.60	45962.950	-55.70	0.48			
50277.840	-57.87	0.40	47082.057	-52.32	0.53	46039.836	-56.60	0.52	M748		
			47445.872	-53.59	0.39	46296.986	-57.38	0.56	50313.792	-66.50	0.36
K875			48509.020	-52.34	0.34	47445.909	-56.62	0.40	50410.910	-66.22	2.05 [†]
45612.863	-55.13	...	48545.044	-52.22	0.32	48545.060	-56.59	0.73			
46039.852	-56.59	0.78	48950.925	-52.17	0.83				M848		
46419.900	-55.78	0.71	50030.869	-50.83	0.85	K1114			50313.908	-35.39	0.35
			50301.787	-50.17	0.24	45612.926	-52.27	...			
K897						47445.941	-53.77	0.55	M866		
45612.879	-53.04	...	K978						50386.957	-54.27	1.84 [†]
46039.770	-52.42	0.78	50387.715	-54.08	0.41	K1147			50422.687	-28.38	0.74
46053.773	-51.32	0.48				50276.853	-55.47	0.35			
46296.956	-49.46	0.52	K991			50365.666	-54.33	0.47	M994		
47081.981	-50.61	0.53	46039.660	-11.99	0.47				50365.870	-9.95	0.51
48158.014	-50.55	0.50	50365.897	-12.15	0.66	K1149					
48545.007	-50.79	0.54				46037.895	-43.16	0.75	M959		
50344.780	-53.33	0.47	K1005			47445.929	-45.98	0.49	50361.835	-37.90	0.63
			46039.734	-56.32	0.67	48545.051	-37.63	0.47	50365.939	-39.04	0.48
K902			47445.886	-53.89	0.49	50278.791	-37.60	0.41			
45990.876	-55.08	0.54	50361.942	-54.49	0.49				M1121		
46039.672	-53.75	0.67				K1150			50313.000	-55.63	0.63
			K1010			50386.641	-54.84	0.66	50313.765	-55.60	0.49
K908			50276.871	-54.74	0.46				50387.978	-55.61	0.49
45612.898	-52.44	...				K1196			50410.836	-55.24	0.65
46039.805	-13.52	0.95 [‡]	K1064			45976.016	-54.54	0.33			
46053.684	-51.19	0.35	50386.812	-12.27	2.28 [†]	45993.045	-55.30	0.40	M1244		
46419.911	-56.28	0.66				46039.730	-56.06	0.52	50387.646	-55.18	0.46

[†]Unused because $Errors > 1.0 \text{ km s}^{-1}$ [‡]Unused because the quality was deemed to be dubious

TABLE 3
 RADIAL VELOCITY RESULTS IN NGC 7789

K	ID ¹		Photometry		V_r	ε^2	Radial Vel.			$P(\chi^2)$	Membership		
	M	G	V	V-I			No. ³	D ⁴	E/I		$P(\mu)^5$	RV ⁶	Remarks ⁷
47	...	248	13.036	1.393	y	...
57	306	1334	14.837	0.810	-54.00	72	1	84	...	M
72	315	15	11.054	1.965	-54.08	21	7	4300.85	1.37	0.125	96	...	MC
80	...	321	13.255	1.326	-53.61	24	7	4726.09	2.57	0.000	MV
136	...	336	13.401	1.296	y	...
152	372	69	11.941	1.559	-54.98	36	3	186.14	0.49	0.924	97	y	MC
160	...	249	13.034	1.348	-59.54	20	8	4726.08	3.94	0.000	...	y	MV
193	...	149	12.606	1.514	-61.48	28	5	4240.16	0.97	0.579	...	y	U
200	...	271	13.161	1.350	-55.52	28	3	677.27	1.25	0.373	MC
202	...	273	13.188	1.397	y	...
212	405	303	13.260	1.316	-54.81	36	3	305.19	0.64	0.843	85	...	MC
232	...	243	13.107	1.395	-54.36	33	4	3279.13	0.61	0.893	...	y	MC
244	431	264	13.160	1.349	-53.29	34	4	2492.20	1.27	0.304	97	...	MC
248	-54.35	39	1
254	437	296	13.239	1.317	-56.50	34	4	2569.07	0.32	0.990	90	...	MC
255	441	185	12.937	1.433	-54.37	25	7	2582.03	1.54	0.047	98	...	MC
297	...	164	12.811	1.293	-57.17	23	9	4302.88	8.30	0.000	...	y	MV
301	475	97	12.273	1.539	-54.03	23	8	4368.95	1.99	0.001	97	y	MV
304	472	10	11.065	1.896	-12.98	35	3	48.79	0.30	0.980	0	...	NM
310	-52.74	71	1
312	480	62	12.021	1.444	-12.93	35	4	4266.20	2.00	0.017	0	n	NM
319	485	181	12.864	1.269	-57.52	32	6	3308.94	17.84	0.000	98	...	MV
321	481	228	12.942	1.335	-53.83	39	3	1454.03	0.32	0.978	98	y	MC
327	494	138	12.465	1.210	-55.99	28	7	4308.98	1.69	0.016	98	...	MC
329	491	107	12.305	1.540	-54.35	23	7	4372.09	1.12	0.379	98	y	MC
337	504	108	12.289	1.410	-35.92	21	7	4674.83	1.39	0.116	0	y	NM
338	499	70	11.802	1.287	-54.84	15	16	4665.01	5.99	0.000	97	y	MV
347	506	221	12.982	1.344	-55.76	25	5	1838.02	1.95	0.010	96	y	MC
348	512	220	12.981	1.310	-53.36	27	5	2839.04	1.70	0.042	94	y	MC
353	509	131	12.592	1.517	-55.02	23	6	4743.18	1.57	0.054	97	...	MC
415	550	14	10.665	2.184	-52.98	17	10	4660.21	2.11	0.000	98	...	MV
416	552	266	13.111	1.328	-53.65	26	5	2926.18	1.13	0.408	98	...	MC
444	571	208	12.923	1.340	-53.39	28	5	2523.95	1.47	0.124	98	...	MC
450	573	110	12.358	1.387	0	y	...
461	583	33	11.345	1.785	-53.92	16	14	6124.92	2.02	0.000	97	y	MV
466	588	82	12.193	1.539	-48.10	22	7	4737.76	1.44	0.089	3	...	NM
468	589	30	11.611	1.889	-55.82	15	12	4683.29	1.39	0.046	97	y	MC
476	592	300	13.177	1.346	-55.04	40	4	2140.17	0.86	0.699	89	...	MC
486	597	428	13.760	1.321	86	y	...
489	598	36	11.316	1.658	-58.11	15	16	4298.92	13.42	0.000	84	y	MV
491	595	197	12.916	1.363	-58.11	32	5	4352.05	8.15	0.000	98	...	MV
494	604	18	10.737	2.145	-54.40	10	35	6232.78	1.74	0.000	94	...	MV
501	614	31	11.201	1.836	-54.74	15	14	5396.20	1.10	0.329	97	y	MC

TABLE 3—*Continued*

K	ID ¹		Photometry			ε^2	Radial Vel.		E/I	P(χ^2)	Membership		
	M	G	V	V-I	V_r		No. ³	D ⁴			P(μ) ⁵	RV ⁶	Remarks ⁷
526	...	212	12.852	1.336	-52.49	41	3	1454.00	0.76	0.765	...	y	MC
549	654	85	12.290	1.514	-53.70	26	6	4352.02	1.36	0.163	84	y	MC
555	662	241	13.071	1.334	-55.41	28	4	1099.16	1.33	0.261	98	...	MC
575	671	80	12.100	1.509	-55.29	20	5	5464.02	1.44	0.143	98	y	MC
593	...	225	13.012	1.382	-56.33	36	4	741.10	1.09	0.471	...	y	MC
601	700	99	12.373	1.467	-50.92	39	1	95	y	M
605	699	170	12.817	1.335	-49.21	28	4	4758.82	1.41	0.204	98	y	U
626	715	214	12.962	1.331	-54.36	24	7	4338.96	1.87	0.004	93	...	MV
637	723	94	12.397	1.531	-53.88	24	8	4306.94	9.70	0.000	97	y	MV
658	730	261	13.101	1.284	-54.85	30	5	741.02	0.88	0.682	97	...	MC
661	727	183	12.839	1.299	98	y	...
665	738	207	12.913	1.288	-56.26	39	3	2187.03	0.85	0.692	97	y	MC
669	732	46	11.456	1.716	-54.57	18	10	5409.00	0.69	0.934	98	...	MC
675	...	95	12.265	1.328	-54.22	25	7	4381.86	1.12	0.371	...	y	MC
676	745	189	12.839	1.284	-56.12	18	11	4737.80	1.62	0.006	98	...	MV
684	743	218	12.980	1.353	-56.00	38	3	740.95	1.02	0.558	96	y	MC
692	757	230	13.006	1.324	-57.55	34	3	426.84	0.58	0.881	97	...	MC
707	762	213	12.975	1.323	-54.10	32	4	448.89	0.48	0.952	98	...	MC
709	758	124	12.445	1.415	-60.97	32	4	4305.07	0.48	0.954	0	...	NM
711	771	142	12.625	1.231	-55.46	30	7	4393.71	1.08	0.427	98	...	MC
716	775	187	12.891	1.308	-54.78	27	4	2445.26	0.99	0.566	98	y	MC
724	781	297	13.171	1.305	-55.18	28	7	4241.05	5.85	0.000	97	...	MV
732	783	154	12.694	1.325	-53.48	24	5	807.04	1.63	0.059	98	y	MC
737	786	322	13.353	1.275	-53.20	31	3	440.84	6.11	0.000	98	...	MV
751	788	20	10.878	2.110	-55.93	14	19	4385.75	3.08	0.000	98	...	MV
752	791	254	13.109	1.328	-55.75	37	3	449.08	0.11	0.999	98	y	MC
758	803	17	10.453	0.772	-20.22	46	1	0	...	NM
765	804	48	11.611	1.558	-55.83	19	11	4395.18	1.57	0.010	97	y	MC
778	812	256	13.055	1.306	-54.20	34	5	2118.05	1.00	0.548	98	...	MC
814	826	211	12.957	1.287	-55.06	28	6	4282.95	2.69	0.000	98	...	MV
827	836	174	12.841	1.317	-56.32	23	7	4282.05	6.07	0.000	98	...	MV
829	...	106	12.388	1.340	n	...
841	843	161	12.748	1.252	37	n	...
849	847	257	13.102	1.265	-52.89	39	3	2549.10	20.38	0.000	98	...	MV
859	853	126	12.639	1.507	-65.73	37	2	2545.18	6.76	0.000	98	...	U
865	862	141	12.637	1.235	-58.73	25	7	4238.05	7.43	0.000	96	y	MV
866	864	180	12.870	1.322	-51.99	26	4	4664.99	6.89	0.000	97	y	MV
875	873	216	12.950	1.308	-55.45	33	3	807.04	1.12	0.476	98	...	MC
897	881	188	12.922	1.346	-51.71	21	8	4731.90	2.35	0.000	97	...	MV
902	885	258	13.164	1.377	-54.51	51	2	48.80	1.29	0.434	98	...	MC
908	892	226	13.020	1.305	-53.69	25	5	2932.13	6.78	0.000	98	...	MV
950	927	182	12.884	1.312	-55.32	48	2	2492.24	1.58	0.286	95	y	MC
957	935	246	13.084	1.317	-55.65	43	3	1392.19	1.47	0.231	98	...	MC

TABLE 3—*Continued*

K	ID ¹		Photometry			ε^2	Radial Vel.			P(χ^2)	Membership		
	M	G	V	V-I	V_r		No. ³	D ⁴	E/I		P(μ) ⁵	RV ⁶	Remarks ⁷
970	933	78	11.890	1.677	-54.86	21	9	4353.89	0.96	0.597	98	...	MC
971	946	28	11.045	2.397	-54.48	20	9	4662.05	1.22	0.215	98	...	MC
977	949	21	11.055	1.929	-52.00	21	8	4261.96	1.98	0.001	0	...	MV
978	944	125	12.620	1.544	-54.08	41	1	75	y	M
991	948	42	11.599	1.716	-12.05	48	2	4326.24	0.16	0.987	0	n	NM
1005	960	195	12.948	1.325	-54.72	39	3	4322.21	1.74	0.109	97	y	MC
1010	967	81	12.208	1.448	-54.74	46	1	98	y	M
1064	987	57	11.918	2.018	0	n	...
1066	990	79	11.986	1.617	-55.02	22	8	4351.63	1.36	0.114	98	y	MC
1071	997	129	12.557	1.389	-56.10	28	5	4398.98	1.01	0.542	98	y	MC
1082	1001	186	12.933	1.435	-56.71	44	1	98	...	M
1091	1009	234	13.082	1.483	-54.37	39	3	334.00	0.70	0.809	95	y	MC
1092	1010	100	12.370	1.465	-66.04	51	2	1406.14	0.69	0.787	0	y	NM
1101	1013	198	13.054	1.366	-54.46	28	4	2546.03	0.72	0.816	98	...	MC
1107	1020	171	12.794	1.336	-56.55	28	5	2582.11	0.91	0.649	98	y	MC
1114	...	302	13.241	1.302	-52.66	34	2	...	1.90	0.164	MC
1147	1036	49	11.576	1.689	-54.98	40	2	88.81	1.40	0.375	98	y	MC
1149	1047	91	12.152	1.252	-40.61	32	4	4240.89	6.63	0.000	41	...	NM
1150	1044	179	12.918	1.443	-54.84	66	1	98	...	M
1196	1074	72	11.983	1.709	-54.99	28	5	1106.03	1.08	0.463	98	y	MC
1205	1086	59	11.808	1.340	-23.32	57	1	0	n	NM
1218	1092	50	11.541	1.455	-6.72	68	1	0	n	NM
1225	1098	146	12.719	1.409	-42.65	59	1	0	...	NM
1244	1118	163	13.013	2.115	-40.41	93	1	2	...	NM
1312	1158	165	12.795	1.339	-55.18	43	1	98	...	M
...	108	-2.05	51	1
...	125	127	12.597	1.511	-24.23	67	1	98	...	U
...	193	47	11.492	1.752	-56.34	37	1	98	...	M
...	215	89	12.188	1.528	-57.37	51	1	90	...	M
...	227	65	11.960	1.616	-52.91	48	1	70	...	M
...	580	167	12.956	1.550	-55.07	48	1	97	...	M
...	748	27	11.178	2.109	-66.50	36	1	98	...	M
...	848	44	11.484	1.286	-35.39	35	1	21	...	NM
...	866	66	11.932	1.589	-28.38	74	1	0	...	NM
...	959	55	11.660	1.259	-38.57	48	2	35.73	1.17	0.504	0	...	NM
...	994	45	11.500	1.302	-9.95	51	1	0	...	NM
...	1121	12	10.744	2.214	-55.54	34	4	97.84	0.25	0.996	96	...	MC
...	1244	369	13.372	0.818	-55.18	46	1	2	...	U

¹Identification: K : Küstner (1923), M : McNamara & Solomon (1981), G : Gim (1998)²Internal Error($\times 10^{-2}$ km s⁻¹)³The number of observations used in the statistical analysis⁴Number of days between first and last observations⁵Probability of proper motion membership (McNamara & Solomon 1981)⁶Membership by radial velocity (Scott et al. 1995)⁷Membership adopted in this study: MC (members with constant velocity), MV (members with variable velocity), M (members with one or no velocity data), NM (non-members), U (stars with uncertain membership)