

A DEEP MULTICOLOR SURVEY. IV. THE ELECTRONIC STELLAR CATALOG

Patrick S. Osmer and Julia D. Kennefick¹

Astronomy Department, The Ohio State University, 174 West 18th Avenue, Columbus, OH
43210; posmer@astronomy.ohio-state.edu and julia@astro.ox.ac.uk

Patrick B. Hall²

Steward Observatory, University of Arizona, AZ 85721; hall@astro.utoronto.ca

and

Richard F. Green

National Optical Astronomy Observatories, P.O. Box 26732, Tucson, AZ 85726;
rgreen@noao.edu

Received _____; accepted _____

¹Now at the Department of Astrophysics, Nuclear and Astrophysics Laboratory, Keble
Road, Oxford OX1 3RH, England

²Now at the Department of Astronomy, University of Toronto, 60 St. George St., Toronto,
Ontario, M5S 3H8 Canada

ABSTRACT

We make available in electronic form the stellar catalog of 19,494 objects from the Deep Multicolor Survey (DMS). The DMS is based on CCD imaging with the Mayall 4-m telescope in $U, B, V, R', I75, I86$ and covers 0.83 deg^2 in six fields at high galactic latitude. The survey reached 5σ limiting magnitudes of 22.1 in $I86$ to 23.8 in B . The catalog gives positions, magnitudes and error estimates, and classification codes in the six filter bands for all the objects. We present tables that summarize the spectroscopic results for the 55 quasars, 44 compact narrow emission-line galaxies, and 135 stars in the DMS that we have confirmed to date. We also make available illustrations of all the spectra. The catalog and spectra can be obtained from the World Wide Web at <http://www.astronomy.ohio-state.edu/~posmer/DMS/>.

Subject headings: catalogs — galaxies: compact — quasars: general
— stars: general — surveys

1. Introduction

The purpose of this paper is to make available to the community the stellar catalog from the Deep Multicolor Survey (DMS) and the results we have obtained from follow-up spectroscopic observations of 234 objects in the catalog. The main objective of the DMS has been to search for fainter quasars at high redshift, $z > 3$, and at lower redshift, $z < 2.2$, than had been covered before with multicolor images and a digital detector. In addition, the survey is useful for the study of faint field galaxies and of faint stars at high galactic latitude.

The survey is described in three papers: Hall *et al.* (1996a) (Paper I), Hall *et al.* (1996b) (Paper II), and Kennefick *et al.* (1997) (Paper III). Paper I describes the survey fields and multicolor imaging data that were obtained with a 2048×2048 CCD camera on the Kitt Peak National Observatory 4-m Mayall Telescope. It also covers the data reduction steps; the detection, classification, and cataloging of objects; and the photometric measurements and their error estimates. Paper II covers the different multicolor techniques we used to select quasar candidates in the survey, the initial spectroscopic observations that we made with the Hydra multifiber spectrograph, and the results we obtained for quasars and other objects in the survey. Paper III describes additional spectroscopic observations we made of quasar candidates in the survey and summarizes the results we have to date.

In this paper we summarize in §2 the main properties of the survey. We describe in §3 the catalog of 19,494 stellar objects that we are making available in electronic form. We review how quasar candidates were selected and the results of the follow-up spectroscopic observations. We also present in tabular form the lists of quasars and compact narrow emission-line galaxies that we have confirmed so far. In addition, we give the results for stars that were identified from the spectroscopic observations. Illustrations of the spectra of all the objects are available electronically.

One purpose in making these data available is to aid others carrying out or planning new multicolor surveys. For example, the data constitute a valuable test or training set for new selection methods for different kinds of objects. Another purpose is to enable studies of the objects in the catalog by all interested researchers.

2. Properties of the Survey

The survey is based on CCD imaging with the Mayall 4-m telescope of six fields covering 0.83 deg^2 of sky at high galactic latitude. The survey employed six filters: $U, B, V, R', I75, I86$ and reached 5σ limiting magnitudes of 22.1 to 23.8. We used *FOCAS* (Valdes 1982) to detect and classify objects in the CCD images.

We found approximately 30,000 objects in total, of which about half are galaxies. For the purposes of our work we defined stellar objects as those which were detected in three or more filters and classified as stellar in half or more of those filters. We adopted this approach because we did not want to exclude active galactic nuclei (AGNs) with barely detectable extensions from their host galaxies. We chose to accept the price of greater contamination of the stellar catalog by galaxies than a more strict requirement would produce. However, we modeled the selection effects to estimate the number of contaminating galaxies in the final catalog.

The result of our classification is a catalog of 19,494 stellar objects. This is 9% lower than the 21,375 objects quoted in Paper I due to a coding error which allowed into the final catalog objects not meeting our stellar classification criteria. This error did not affect Paper I's completeness estimates for stars significantly, but did cause an overestimate of the galaxy contamination. We now estimate the catalog's overall contamination rate to be 36.5% (7126 objects), with roughly half of the contaminants fainter than the 5σ limits, as

before. We emphasize that the contamination is expected to be $\sim 20\%$ at the final catalog's 5σ limits. Consult Paper I for more detailed information on these issues.

To illustrate some of the basic properties of the survey, we show in Figure 1 the observed differential source counts for the stellar objects in three different filters: B , V , and R' . Note that the magnitudes at which the different counts reach a peak (and decline rapidly toward fainter magnitudes) agree well with the 5σ and 90% completeness magnitude of Table 3 in Paper I. For reference, we show in Figure 2 the cumulative source counts for the same three filters.

A color-magnitude diagram offers a way to visualize other properties of the catalog. We show in Figure 3 a V vs. $B - V$ diagram for the stellar objects in the catalog, which are mostly stars. The diagram shows that the bulk of the objects have $0.4 < B - V < 1.6$. The variation in number density with color at constant V magnitude is a result of both the stellar luminosity function and the fact that for cooler stars, $B - V$ changes less as the temperature decreases, producing an apparent piling up of stars toward $B - V \approx 1.6$. The diagonal cutoffs and lines at the lower end of the diagram show 1) the different limits in the different individual fields of the survey and 2) that the redder objects drop below the limiting magnitude of the B band at successively brighter V magnitudes as $B - V$ increases.

3. The Catalog

Here we describe the contents and properties of the catalog. We also present information about all the quasars, compact narrow emission-line galaxies, and stars we could identify from follow-up spectroscopy. The catalog itself is available through the DMS home page at <http://www.astronomy.ohio-state.edu/~posmer/DMS/>. The stellar catalog contains the identification code, position on the sky, X and Y coordinates on the image,

and the photometric magnitudes and error estimates for all six filters. The positional uncertainties are estimated to be $0''.5$. Note that the identification code consists of the field identifier, according to the nomenclature of Table 1 of Paper 1 plus a running number for the object. We have also provided for each object the FOCAS classification codes (star, galaxy, diffuse, etc.) for each image and filter. The classification codes may be useful for different approaches to separating stars and galaxies in the catalog.

The photometric error estimates are important for many quantitative uses of the catalog. See §§4.4, 4.5, and 5.4 of Paper I for a detailed description of our photometric procedure, limiting magnitudes, and the error analysis. In brief, we verified that the IRAF PHOT task gave accurate error estimates for our data, and we used PHOT to produce the individual error estimates listed in the catalog. Note that the error estimates incorporate the cases for objects being fainter than the 3σ limits in some of the individual frames (§4.5 of Paper I). An error of 0.333 means that the magnitude value corresponds to the 3σ limit for that object. Also, a negative value of 0.333 means that the object should have been but was not detected in one of the frames and thus the measurement is being flagged as potentially subject to a non-statistical error.

3.1. Candidate Selection

As discussed in Paper II, quasar candidates for follow-up spectroscopy were selected as outliers in six-dimensional magnitude space and as outliers in different two-color diagrams designed to be most sensitive to quasars with $z < 2.2$ and $z > 3$. Consult Paper II for details on the selection criteria and results of modeling the detection efficiency as a function of magnitude and redshift. Note also that there were errors in the printing of some of the figures in Paper II, which were reprinted correctly in a subsequent erratum (Hall *et al.* 1996c).

3.2. Quasars

For reference and to provide a compilation in one place, we list in Table 1 information on all 55 of the spectroscopically identified quasars we have found to date in the DMS. The table contains both coordinate and catalog identification numbers and the derived redshift along with the magnitudes and error estimates in each filter. Additional information on individual objects is given in Papers II and III.

Table 1 is also available on-line via the DMS home page mentioned above. It has the added feature that illustrations of the spectra are linked to the object name and can be downloaded as desired.

3.3. Compact Narrow-Emission Line Galaxies

In Table 2 we provide information on compact narrow emission-line galaxies (CNELGs) in identical format to that of Table 1. Note that there are two entries for N2139-0400 because it falls in the overlap region of fields 21e and 21w. Additional information on individual objects is in Papers II and III. As described above for the quasars, Table 2 and the spectra of the CNELGs are available from the DMS home page.

3.4. Stars

In Table 3 we summarize the information we have from the spectra of stars that could be identified among the quasar candidates. We list catalog I.D. numbers, magnitudes and error estimates for the six filters, and comments on the spectral features or type of the star. As mentioned previously, we supply this information because it may be useful for researchers working on the properties of faint stars at high galactic latitudes or working on

plans for new surveys. However, we emphasize that the spectra were generally of rather low signal-to-noise. Therefore, users of this table should be aware that our estimated spectral types are more uncertain than is the norm in stellar research. Finally, Table 3 and the spectra of the stars are available on the DMS home page.

We would like to thank the KPNO mountain staff for their assistance in observing and the KPNO TAC for their allocation of time for this project. We thank Jeannette Barnes and Frank Valdes for invaluable assistance with IRAF and FOCAS during the course of the survey. We are grateful to the referee, Gregory Aldering, for his suggestion about including the classification codes in the catalog. This not only caused us to find an error in our original computer code but should make the catalog more useful to the community. This work was supported in part by NSF Award AST-9529324.

REFERENCES

Hall, P.B., Osmer, P.S., Green, R.F., Porter, A.C., and Warren, S.J. 1996a, ApJS, 104, 185
(Paper I)

Hall, P.B., Osmer, P.S., Green, R.F., Porter, A.C., and Warren, S.J. 1996b, ApJ, 462, 614
(Paper II)

Hall, P.B., Osmer, P.S., Green, R.F., Porter, A.C., and Warren, S.J. 1996c, ApJ, 471, 1073
(Erratum for Paper II)

Kennefick, J.D., Osmer, P.S., Hall, P.B., & Green, R.F. 1997, AJ, 114, 2269 (Paper III)

Fig. 1.— The differential source counts for the stellar objects in the DMS for three filters: B , V , and R' . The log of the number of objects in one magnitude bins is plotted *vs.* magnitude.

Fig. 2.— The log of the cumulative source counts, ($N < M$), as a function of magnitude in B , V , and R' for the stellar objects in the DMS.

Fig. 3.— The V *vs.* $(B - V)$ color-magnitude diagram for the stellar objects in the DMS.

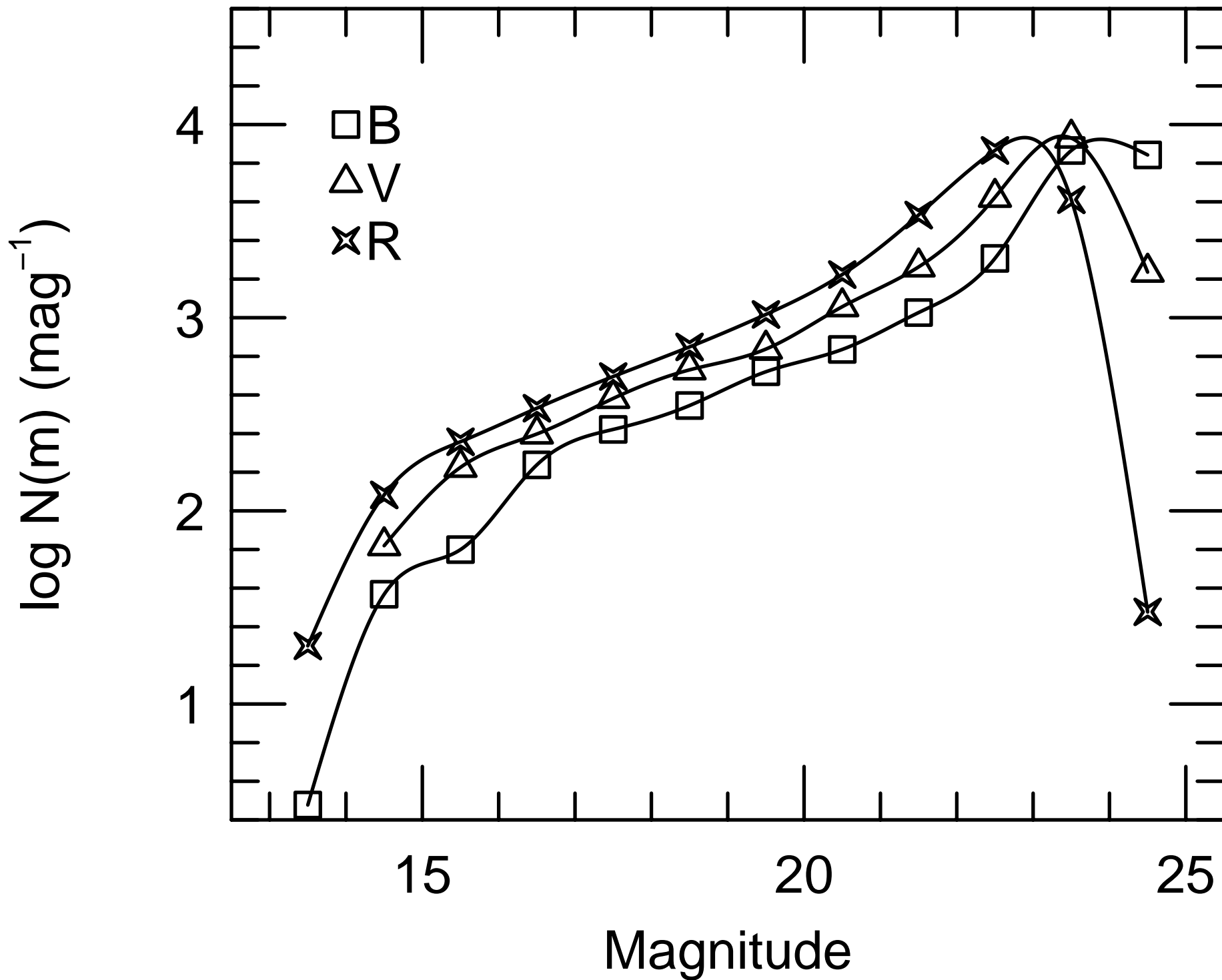


TABLE 1
SPECTROSCOPICALLY IDENTIFIED QUASARS

Quasar	Catalog I.D.	z	U mag	U error	B mag	B error	V mag	V error	R mag	R error	$I75$ mag	$I75$ error	$I86$ mag	$I86$ error
DMS0059-0051	6343 1w	0.84?	19.998	0.015	20.652	0.018	20.071	0.024	19.633	0.012	19.709	0.014	19.357	0.020
DMS0059-0055	627 1e	0.296	16.012	0.021	16.784	0.025	16.621	0.024	16.344	0.017	16.703	0.020	15.835	0.020
DMS0059-0056	5923 1w	2.63	21.155	0.031	21.434	0.032	21.093	0.023	20.893	0.019	21.172	0.039	20.931	0.045
DMS0059-0059	5589 1w	1.92	19.806	0.015	20.504	0.018	20.355	0.017	20.178	0.012	20.265	0.018	20.125	0.019
DMS0059-0103	5252 1w	0.71?	20.757	0.021	21.258	0.030	21.114	0.021	20.945	0.019	20.991	0.036	20.670	0.048
DMS0059-0104	5147 1w	1.05?	20.669	0.019	21.567	0.027	21.042	0.027	20.762	0.016	20.881	0.031	20.731	0.051
DMS0100-0057	481 1e	0.77?	20.011	0.021	20.602	0.025	20.405	0.024	20.104	0.017	20.090	0.022	19.740	0.020
DMS0100.1-0058	447 1e	1.73	18.855	0.021	19.432	0.025	19.134	0.024	18.781	0.017	18.841	0.020	18.792	0.020
DMS0100.3-0058	455 1e	1.17	19.987	0.021	20.795	0.025	20.317	0.024	19.981	0.017	20.258	0.024	20.209	0.033
DMS1034-0040	1108 10e	1.22?	17.942	0.015	18.617	0.025	18.481	0.017	18.114	0.012	18.255	0.014	18.326	0.014
DMS1034-0045	708 10e	0.94?	19.061	0.015	19.734	0.025	19.392	0.017	19.178	0.012	19.392	0.014	19.394	0.015
DMS1358-0031	1780 14n	2.55	18.813	0.015	19.082	0.018	18.872	0.017	18.552	0.012	18.738	0.014	18.500	0.014
DMS1358-0036	1175 14n	0.9?	18.141	0.015	18.829	0.018	18.436	0.017	18.262	0.012	18.576	0.014	18.465	0.014
DMS1358-0039	726 14n	1.34?	20.834	0.040	21.512	0.029	21.575	0.040	21.014	0.025	21.163	0.059	20.970	0.073
DMS1358-0045	74 14n	?	21.113	0.050	21.010	0.018	20.822	0.021	20.695	0.020	21.028	0.051	20.947	0.067
DMS1358-0047	6542 14s	2.04	19.955	0.016	20.767	0.018	20.652	0.029	20.348	0.034	20.374	0.043	19.881	0.024
DMS1358-0050	6260 14s	1.34	20.199	0.020	20.967	0.020	20.873	0.021	20.427	0.020	20.601	0.037	20.436	0.040
DMS1358-0052	6058 14s	0.85?	19.773	0.015	20.441	0.025	20.321	0.017	19.885	0.023	19.784	0.017	19.738	0.021
DMS1358-0054	5879 14s	2.81	20.462	0.023	20.587	0.018	20.188	0.017	19.832	0.024	19.950	0.018	20.004	0.025
DMS1358-0055	5751 14s	3.38	23.212	0.263	21.410	0.024	20.248	0.017	19.723	0.013	19.663	0.015	19.345	0.014
DMS1358-0100	5208 14s	0.82?	20.229	0.019	20.893	0.018	20.561	0.018	20.280	0.018	20.559	0.034	20.199	0.031
DMS1358-0101	5112 14s	1.25?	20.747	0.031	21.510	0.030	21.605	0.062	21.036	0.063	21.170	0.090	20.985	0.066
DMS1358-0102	5042 14s	0.82	19.424	0.015	20.054	0.018	19.732	0.017	19.506	0.012	19.729	0.017	19.424	0.016
DMS1359-0030	1816 14n	0.86	20.659	0.036	21.549	0.024	21.045	0.023	20.682	0.018	20.552	0.033	20.071	0.030
DMS1359-0036	1076 14n	1.14?	20.328	0.026	21.252	-0.019	20.724	0.017	20.409	0.014	20.539	0.032	20.542	0.046
DMS1359-0056	5621 14s	1.85	20.824	0.033	21.535	0.033	21.675	0.043	21.407	0.048	21.438	0.074	21.380	0.093
DMS1714+4951	5074 17s	3.3	23.271	0.281	22.665	0.053	21.161	0.020	20.805	0.023	20.842	0.048	20.783	0.062
DMS1714+4959	6116 17s	1.55?	21.574	0.042	21.751	0.027	21.358	0.021	20.681	0.013	20.590	0.024	20.369	0.030
DMS1714+5000	6232 17s	1.95	19.829	0.015	20.676	0.018	20.667	0.017	20.360	0.012	20.372	0.021	20.140	0.026
DMS1714+5002	6660 17s	1.94	19.236	0.015	20.044	0.018	19.903	0.017	19.581	0.012	19.555	0.014	19.302	0.014
DMS1714+5003	6774 17s	2.8	21.119	0.030	21.300	0.021	21.166	0.020	20.562	0.014	20.587	0.025	20.558	0.037
DMS1714+5012	616 17n	2.80	20.218	0.016	20.134	0.018	19.828	0.017	19.561	0.012	19.546	0.020	19.514	-0.014
DMS1714+5014	933 17n	1.19	21.330	0.041	22.134	0.043	21.916	0.038	21.299	0.022	21.264	0.038	21.116	0.049
DMS1714+5016	1126 17n	1.12	18.790	0.015	19.787	0.018	19.346	0.017	19.076	0.012	19.244	0.014	19.287	0.014
DMS1714+5019	1517 17n	1.52	20.153	0.016	20.866	0.018	20.892	0.017	20.398	0.012	20.395	0.017	20.356	0.024
DMS1714+5020	1751 17n	0.68	19.295	0.015	19.818	0.018	19.567	0.017	19.215	0.012	19.137	0.014	18.894	0.014
DMS1714+5021	1799 17n	1.51	20.384	0.020	21.062	0.019	21.005	0.017	20.428	0.012	20.491	0.018	20.422	0.025
DMS1714+5022	2006 17n	1.8?	21.091	0.034	21.849	0.035	21.730	0.035	21.555	0.030	21.635	0.055	21.669	0.124
DMS1715+4952	5098 17s	1.85	20.233	0.015	21.011	0.018	21.436	0.024	20.978	0.027	20.992	0.052	20.828	0.048
DMS1715+5013	681 17n	1.19	20.689	0.025	21.476	0.026	21.209	0.022	20.768	0.013	20.902	0.029	20.767	0.051
DMS1715+5014	948 17n	1.62	20.941	0.032	21.555	0.029	21.651	0.031	21.192	0.021	21.104	0.035	21.069	0.046
DMS1715+5015	968 17n	1.55	20.140	0.016	20.562	0.018	20.418	0.017	19.872	0.012	19.802	0.014	19.840	0.015
DMS1715+5024	2176 17n	1.68?	20.948	0.036	21.878	0.046	21.601	0.034	21.059	0.021	20.910	0.047	21.122	0.057
DMS2138-0352	7113 21w	1.23	20.445	0.025	21.285	0.027	21.036	0.036	20.468	0.023	20.751	0.053	20.687	0.078
DMS2139-0351	7190 21w	1.91	20.863	0.032	21.546	0.030	21.352	0.029	21.006	0.023	20.870	0.033	20.589	0.053
DMS2139-0356	6596 21w	2.36	18.415	0.015	18.797	0.018	18.661	0.017	18.348	0.012	18.509	0.014	18.235	0.020
DMS2139.0-0405	5448 21w	3.32	23.250	0.333	22.012	0.041	20.805	0.021	20.530	0.015	20.717	0.029	20.706	0.065
DMS2139.1-0405	5406 21w	1.60	20.889	0.035	21.532	0.033	21.471	0.034	21.108	0.025	21.093	0.042	21.225	0.093
DMS2140-0401	1014 21e	2.05	21.057	0.032	21.518	0.028	21.344	0.029	21.090	0.025	21.097	0.042	20.666	0.041
DMS2245-0205	6245 22w	2.15	20.104	0.017	20.735	0.018	20.620	0.018	20.308	0.013	20.495	0.028	19.960	0.032
DMS2245-0208	5974 22w	0.86?	21.608	0.058	22.223	0.058	21.890	0.050	21.523	0.037	21.558	0.068	21.039	0.079

TABLE 1—*Continued*

Quasar	Catalog I.D.	z	U mag	U error	B mag	B error	V mag	V error	R mag	R error	$I75$ mag	$I75$ error	$I86$ mag	$I86$ error
DMS2246–0205	1275 22e	1.92	19.478	0.015	20.242	0.018	20.244	0.024	19.859	0.017	19.815	0.020	19.536	0.020
DMS2246–0215	5218 22w	1.38	19.029	0.015	19.812	0.018	19.596	0.017	19.056	0.012	19.103	0.014	18.964	0.020
DMS2247–0201	1749 22e	1.03	20.500	0.022	21.226	0.022	20.724	0.017	20.413	0.013	20.542	0.035	20.447	0.028
DMS2247–0209	922 22e	4.3	23.520	0.333	23.980	0.333	21.558	0.026	20.091	0.012	19.802	0.014	19.495	0.014

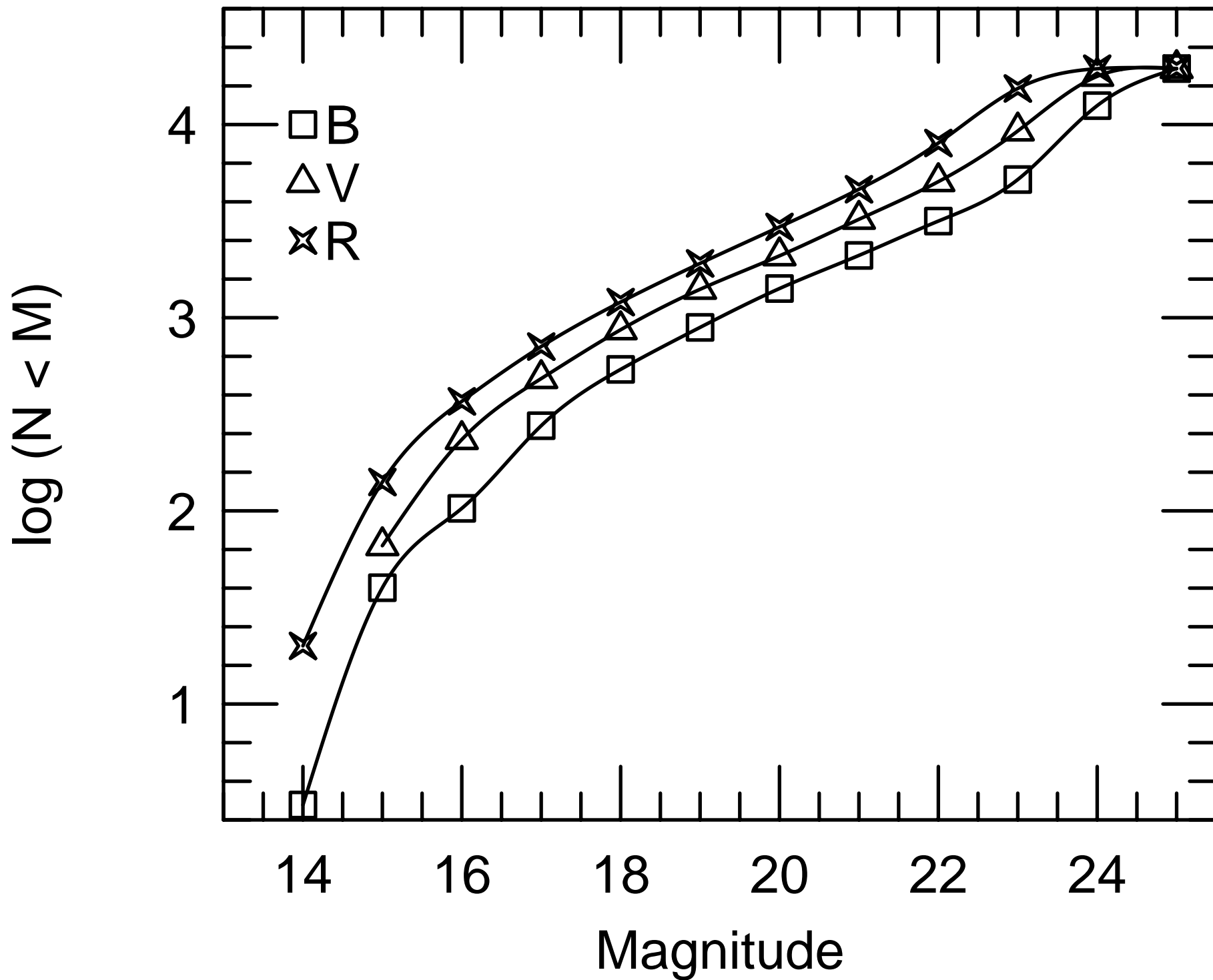


TABLE 2
SPECTROSCOPICALLY IDENTIFIED CNELG'S

CNELG	Catalog I.D.	z	U mag	U error	B mag	B error	V mag	V error	R mag	R error	$I75$ mag	$I75$ error	$I86$ mag	$I86$ error
N0059-0054	6091 1w	0.223	19.958	0.015	20.557	0.018	20.077	0.017	19.622	0.012	20.059	0.016	19.844	0.024
N0059-0055	574 1e	0.43	21.032	0.048	21.836	0.050	21.295	0.036	20.796	0.023	20.864	0.043	20.863	0.058
N0059-0059	5583 1w	0.257	21.485	0.055	22.016	0.051	21.383	0.028	20.828	0.019	21.172	0.043	20.795	0.041
N0100-0049	938 1e	0.095	21.678	0.086	21.953	0.055	21.360	0.039	21.001	0.029	20.996	-0.051	20.818	0.056
N0100-0058	425 1e	0.174	21.256	0.059	21.783	0.044	21.115	0.032	20.905	0.028	20.845	0.041	21.097	0.077
N0100-0059	361 1e	0.191	21.502	0.071	21.802	0.046	21.062	0.029	20.664	0.021	20.848	0.041	20.670	0.049
N0100-0101	284 1e	0.67	23.190	0.333	23.897	0.273	22.210	0.069	20.893	0.028	20.625	0.042	20.362	0.037
N1034-0043	882 10e	0.66	21.191	0.039	21.776	0.055	21.542	0.034	20.956	0.021	20.936	0.038	20.651	0.046
N1358-0035	1257 14n	0.17?	21.130	0.053	21.833	0.033	21.640	0.037	21.057	0.023	21.044	0.051	20.813	0.064
N1358-0045	6768 14s	0.17	21.607	0.066	21.976	0.039	21.350	0.059	21.396	0.098	20.931	0.071	21.052	0.074
N1358-0055	5793 14s	0.35	21.827	0.086	22.541	0.071	21.928	0.052	21.273	0.078	21.737	0.106	21.385	0.093
N1358-0057	5576 14s	0.54?	21.762	0.073	22.479	0.066	21.953	0.051	21.192	0.069	21.017	0.051	21.041	0.068
N1358-0059	5306 14s	0.400	21.243	0.049	21.853	0.041	21.271	0.053	20.725	0.053	20.943	0.082	20.706	0.058
N1358-0102	5089 14s	0.34?	22.455	0.155	22.968	0.089	21.757	0.046	21.473	0.107	21.352	0.107	20.834	0.058
N1713+5011	437 17n	0.11	21.625	0.054	21.983	0.034	21.363	0.025	21.117	0.020	21.063	0.050	21.060	-0.047
N1714+4958	6060 17s	0.229	21.749	0.048	22.411	0.048	21.846	0.033	21.302	0.025	21.596	0.062	21.372	0.076
N1714.4+5003	6844 17s	0.29	20.742	0.032	21.317	0.018	20.441	0.017	19.904	0.012	19.902	0.015	19.464	0.016
N1714.5+5003	6816 17s	0.812	21.374	0.039	22.175	0.039	21.713	0.029	20.997	0.019	20.817	0.034	20.426	0.033
N1714+5006	7282 17s	0.31	21.676	0.047	22.404	0.048	21.595	0.029	21.152	0.035	21.098	0.064	20.690	0.050
N1714+5007	7314 17s	0.388	20.337	0.015	21.061	0.018	20.416	0.017	19.925	0.012	19.999	0.016	19.750	0.020
N1714+5009	244 17n	0.40	21.597	0.053	22.483	0.058	21.817	0.039	21.383	0.025	21.534	0.051	21.431	0.064
N1714+5018	1348 17n	0.3	22.005	0.077	22.733	0.069	21.958	0.045	21.582	0.030	21.668	0.056	21.265	0.054
N1715+4957	5898 17s	0.18	21.450	-0.039	21.808	-0.029	21.204	0.021	20.888	0.018	20.945	0.037	20.870	0.047
N1715.0+5000	6259 17s	0.12	20.165	0.015	20.814	0.018	20.099	0.017	20.215	0.012	19.808	0.014	20.250	0.027
N1715.4+5000	6244 17s	0.32	22.303	0.079	22.404	0.041	21.012	0.017	20.116	0.012	19.880	0.015	19.516	0.015
N1715+5011	526 17n	0.398	21.038	0.036	21.312	0.025	20.544	0.017	19.972	0.017	20.016	0.014	19.819	0.021
N1715+5014	870 17n	0.44	21.631	0.054	22.285	0.048	21.980	0.041	21.398	0.024	21.473	0.045	21.451	0.064
N2138-0354	6919 21w	0.300	21.223	0.045	21.776	0.034	21.041	0.024	20.644	0.016	20.773	0.032	20.491	0.052
N2138-0401	5887 21w	0.283	21.595	0.062	22.206	0.050	21.188	0.025	20.756	0.018	20.709	0.031	20.311	0.030
N2139-0353	7004 21w	0.225	21.586	0.065	22.163	0.052	21.561	0.038	21.121	0.026	21.294	0.051	21.078	0.089
N2139-0356	1760 21e	0.454	21.311	0.043	22.088	0.043	21.676	0.052	21.033	0.032	20.893	0.049	20.954	0.056
N2139-0358	1422 21e	0.518	20.332	0.018	21.038	0.018	20.731	0.024	20.366	0.013	20.226	0.026	20.546	0.035
N2139-0400	1161 21e	0.269	21.500	0.051	21.973	0.039	21.121	0.032	20.581	0.021	20.629	0.038	20.241	0.028
N2139-0400	6079 21w	0.269	21.439	0.054	21.929	0.039	21.085	0.024	20.650	0.016	20.632	0.027	20.248	0.028
N2139-0401	5888 21w	0.343	20.848	0.032	21.402	0.026	20.568	0.017	20.047	0.012	20.078	0.016	19.686	0.017
N2139-0403	763 21e	0.378	21.808	0.073	22.333	0.056	21.349	0.028	20.558	0.020	20.372	0.030	19.983	0.023
N2245-0213	5504 22w	0.377	21.271	0.045	21.749	0.034	20.950	0.021	20.363	0.012	20.416	0.024	20.135	0.035
N2245-0214	5345 22w	0.425	20.148	0.018	20.793	0.018	20.716	0.017	20.216	0.012	20.195	0.021	19.932	0.038
N2246-0202	1694 22e	0.294	20.497	0.022	21.122	0.021	20.408	0.024	19.882	0.017	19.878	0.021	19.323	0.020
N2246-0204	6390 22w	0.79	21.396	0.049	22.058	0.052	21.873	0.046	21.292	0.028	21.125	0.045	20.808	0.057
N2246-0207	1084 22e	0.373	21.093	0.034	21.688	0.033	20.907	0.027	20.383	0.020	20.296	0.027	19.957	0.018
N2246-0209	866 22e	0.48	20.922	0.032	21.648	0.033	21.100	0.030	20.688	0.025	20.561	0.036	20.496	0.028
N2247-0210	854 22e	0.394	21.002	0.033	21.599	0.037	20.957	0.019	20.372	0.013	20.485	0.023	20.321	0.023
N2247-0213	533 22e	0.357	22.024	0.089	22.378	0.060	21.547	0.034	20.983	0.022	20.981	0.055	20.663	0.034

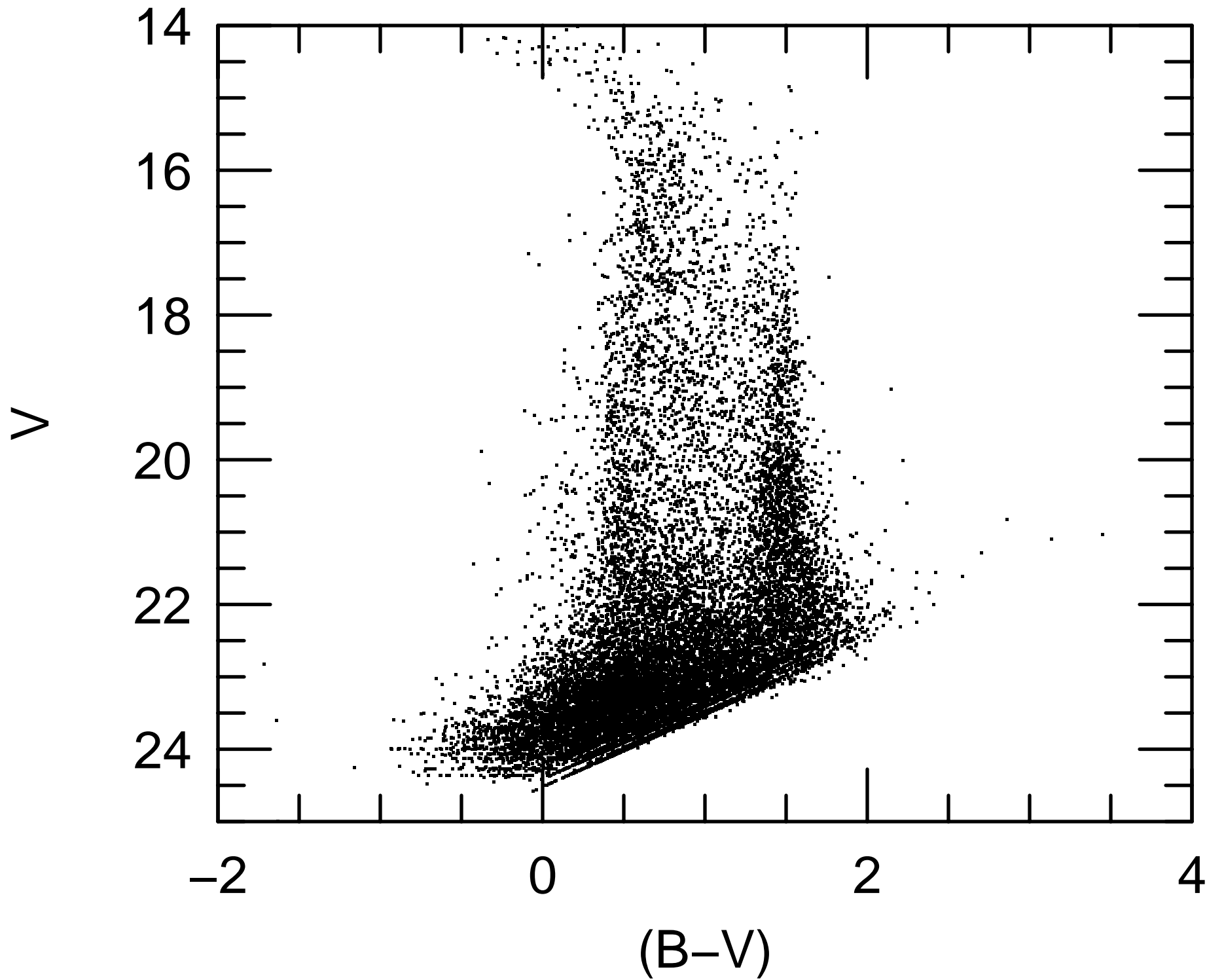


TABLE 3
SPECTROSCOPICALLY IDENTIFIED STARS

Catalog I.D.	<i>U</i> mag	<i>U</i> error	<i>B</i> mag	<i>B</i> error	<i>V</i> mag	<i>V</i> error	<i>R</i> mag	<i>R</i> error	<i>I75</i> mag	<i>I75</i> error	<i>I86</i> mag	<i>I86</i> error	Type/Notes
6131 1w	20.416	0.017	20.348	0.018	19.634	0.024	19.097	0.012	19.104	0.014	18.951	0.020	weak Balmer abs.; weak features
6360 1w	18.928	0.015	18.970	0.018	18.515	0.024	18.087	0.012	18.167	0.014	18.058	0.020	hot; weak Balmer abs.; Ca H+K
6474 1w	20.193	0.015	20.252	0.018	19.919	0.024	19.471	0.012	19.584	0.014	19.450	0.020	hot cont.
5004 1w	20.579	0.026	20.627	0.018	20.135	0.024	19.838	0.012	19.874	0.020	19.779	0.023	hot cont.
5829 1w	23.760	-0.333	24.280	-0.333	23.870	0.333	23.620	0.333	23.130	0.333	22.750	0.333	late type?; low S/N
6193 1w	23.760	0.333	24.070	0.333	24.227	0.305	22.500	0.078	21.347	0.049	20.401	0.039	late type?; low S/N
6372 1w	23.760	0.333	23.492	0.148	21.420	0.022	19.950	0.012	18.828	0.014	17.874	0.020	M2
5005 1w	20.814	0.022	20.730	0.018	20.209	0.024	19.947	0.012	20.024	0.015	19.948	0.023	weak features; low S/N
6194 1w	23.760	-0.333	23.697	0.190	21.669	0.029	20.352	0.012	19.215	0.014	18.310	0.020	M2
5711 1w	23.520	0.242	24.004	0.241	23.814	0.218	22.945	0.112	22.947	0.236	22.860	0.229	late type?; low S/N
127 1e	18.468	0.021	18.925	0.025	18.732	-0.024	18.801	0.017	19.157	-0.020	19.272	0.020	K
350 1e	23.190	0.333	22.880	0.100	21.439	0.036	20.237	0.017	19.358	0.020	18.641	0.020	M
931 1e	23.190	0.333	23.572	0.192	21.760	0.051	20.566	0.020	19.824	0.020	19.139	0.020	M
632 1e	18.510	0.021	18.220	0.025	17.431	0.024	17.058	0.017	17.127	0.020	17.024	0.020	G?; weak features
343 1e	18.695	0.021	18.271	0.025	17.453	0.024	17.037	0.017	17.097	0.020	16.965	0.020	G?; weak features; H α , β abs.
335 1e	23.190	0.333	23.990	0.333	22.381	0.068	20.213	0.020	18.649	0.020	17.014	0.020	M5; H α em.
5 1e	18.065	0.021	18.173	0.025	17.827	0.024	17.489	0.017	17.635	0.020	17.514	0.020	K
427 1e	23.190	0.333	23.737	0.217	21.770	0.047	20.735	0.022	19.950	0.020	19.196	0.020	M
295 10e	19.398	0.015	19.245	0.025	19.019	0.017	18.782	0.012	18.967	0.014	18.882	0.014	H α , β abs.
818 10e	19.715	0.015	19.683	0.025	19.410	0.017	19.104	0.012	19.222	0.014	19.149	0.014	H α , β abs.
694 14n	19.364	0.015	19.606	0.018	19.270	0.017	18.930	0.012	19.064	0.014	18.884	0.014	hot cont.
515 14n	23.129	-0.323	24.032	0.185	22.261	0.059	20.882	0.022	19.780	0.017	18.768	0.014	M4
964 14n	22.250	0.140	20.979	0.018	19.570	0.017	18.360	0.012	17.478	0.014	16.629	0.014	M3
5840 14s	22.142	0.101	21.352	0.021	19.995	0.017	18.853	0.017	18.108	0.014	17.383	0.014	M3
6035 14s	22.544	0.152	22.556	0.061	21.245	0.026	20.301	0.034	19.939	0.020	19.404	0.015	late type
6447 14s	21.899	0.083	21.480	0.022	19.979	0.024	19.261	0.017	19.057	0.020	18.654	0.014	late type?
1912 14n	18.180	0.015	18.854	0.018	18.460	0.017	17.695	0.012	17.163	0.014	16.639	0.014	M1
6040 14s	21.159	0.042	20.861	0.018	19.677	0.017	19.082	0.017	19.011	0.014	18.884	0.014	K?
5011 14s	21.351	0.050	20.447	0.018	19.268	0.024	18.526	0.017	18.262	0.020	17.846	0.014	K6
865 14n	21.936	0.099	21.186	0.018	19.592	0.017	18.655	0.012	18.318	0.014	17.924	0.014	K8
6419 14s	23.340	0.333	24.110	0.333	21.973	0.078	20.720	0.043	19.728	0.023	18.761	0.014	M
6630 14s	21.922	0.082	21.874	0.040	21.582	0.062	20.995	0.059	21.115	0.084	21.037	0.071	featureless; low S/N
850 14n	22.918	-0.260	24.480	0.333	24.034	0.330	22.307	0.082	20.771	0.039	19.493	0.020	M; low S/N
659 14n	23.102	0.253	21.518	0.024	20.294	0.017	19.258	0.012	18.648	0.014	18.213	0.014	M2
1149 14n	19.794	0.016	19.497	0.018	19.441	0.017	19.355	0.012	19.627	0.014	19.700	0.023	H α , β abs.; weak features
6090 14s	21.058	0.040	21.494	0.028	21.310	0.032	21.266	0.093	21.498	0.084	21.581	0.117	hot; Balmer abs.; low S/N
474 14n	18.756	0.015	19.186	0.018	18.909	0.017	18.669	0.012	18.802	0.014	18.798	0.014	hot?; low S/N
25 14n	23.150	0.333	24.295	0.276	23.063	0.122	21.642	0.039	21.209	0.068	19.692	0.023	M; low S/N
5174 14s	22.488	0.139	22.538	0.075	21.916	0.058	21.748	0.076	21.825	0.113	21.969	0.160	low S/N
13 14n	23.148	-0.328	23.195	0.090	21.799	0.039	20.498	0.014	19.511	0.014	18.558	0.014	M3
6189 14s	23.340	0.333	23.268	0.108	21.483	0.028	20.052	0.015	18.953	0.014	18.047	0.014	M
774 14n	20.066	0.033	20.689	0.018	20.399	0.017	20.075	0.012	20.171	0.029	20.159	0.037	hot cont.
6171 14s	20.724	0.029	20.582	0.018	20.434	0.017	20.343	0.019	20.660	0.036	20.809	0.056	Balmer abs.; DA?
1395 14n	21.700	0.090	20.454	0.018	18.884	0.017	17.736	0.012	16.994	0.014	16.322	0.014	M
840 14n	19.555	0.015	19.545	0.018	19.198	0.017	18.889	0.012	19.056	0.014	19.023	0.014	blue cont.; weak features; H α , β abs.
6576 14s	23.340	0.333	22.128	0.037	20.509	0.017	19.193	0.012	18.212	0.014	17.360	0.014	M; low S/N
6452 14s	19.791	0.015	19.766	0.018	18.871	0.017	18.309	0.012	18.273	0.014	18.070	0.014	blue; weak features
818 14n	19.207	0.015	19.276	0.018	18.942	0.017	18.656	0.012	18.816	0.014	18.796	0.014	low S/N
6761 14s	20.417	0.025	20.654	0.018	20.291	0.017	19.948	0.016	20.103	0.024	19.951	0.025	hot
5043 14s	23.120	0.333	19.166	0.018	18.581	0.017	18.232	0.017	18.271	0.020	18.075	0.014	low S/N
486 14n	23.150	0.333	22.610	0.057	20.898	0.018	19.902	0.012	19.492	0.014	19.077	0.014	K5

TABLE 3—Continued

Catalog I.D.	<i>U</i> mag	<i>U</i> error	<i>B</i> mag	<i>B</i> error	<i>V</i> mag	<i>V</i> error	<i>R</i> mag	<i>R</i> error	<i>I</i> 75 mag	<i>I</i> 75 error	<i>I</i> 86 mag	<i>I</i> 86 error	Type/Notes
692 17n	23.430	-0.288	24.455	0.279	22.503	0.059	21.105	0.018	20.642	0.034	20.132	-0.022	K/M?; low S/N
1025 17n	23.660	0.333	22.419	0.045	20.956	0.017	19.605	0.012	18.562	0.014	17.646	0.014	M4
6162 17s	18.367	0.015	19.210	0.018	19.320	0.017	19.317	0.012	19.656	0.020	19.800	0.022	DB
5633 17s	23.252	0.286	22.745	0.056	21.146	0.017	19.782	0.017	18.673	0.020	17.750	0.020	M4
1877 17n	23.660	0.333	22.941	0.078	21.044	0.017	20.000	0.012	19.433	0.014	18.874	0.020	K/M
709 17n	18.854	0.015	18.983	0.018	18.337	0.017	17.738	0.012	17.611	0.020	17.304	-0.014	K
6394 17s	22.588	0.103	21.739	0.022	20.058	0.017	18.752	0.012	17.761	0.020	16.872	0.014	M4
7226 17s	23.502	0.247	22.753	0.075	21.059	0.017	19.858	0.017	18.998	0.020	18.260	0.014	M3
5832 17s	18.985	0.015	18.419	0.018	17.398	0.017	16.732	0.012	16.610	0.020	16.328	0.014	K4
6293 17s	23.790	0.333	23.683	0.122	21.526	0.024	20.374	0.012	19.645	0.020	19.030	0.014	K/M; low S/N
14 17n	20.209	0.016	19.145	0.018	17.865	0.017	17.018	0.012	16.836	-0.014	16.730	-0.014	K
1878 17n	23.660	0.333	22.195	0.040	20.953	0.017	20.240	0.012	19.535	0.020	19.009	0.020	K/M
643 17n	22.808	0.147	21.502	0.021	19.824	0.017	18.657	0.012	17.799	0.020	17.083	-0.014	M2
292 17n	19.611	0.015	19.477	0.018	19.496	0.017	19.486	0.012	19.797	0.014	19.858	0.016	A; strong Balmer abs.
6656 17s	22.737	0.121	22.090	0.031	20.473	0.017	19.238	0.012	18.331	0.020	17.530	0.014	M4
2023 17n	19.826	0.015	18.878	0.018	17.345	0.017	16.509	0.012	16.308	0.014	15.996	0.020	K
907 17n	21.756	0.139	22.089	0.035	20.667	0.017	19.777	0.012	19.441	0.014	19.042	0.014	K
7158 17s	23.790	0.333	23.343	0.091	21.561	0.022	20.041	0.012	18.792	0.014	17.733	0.014	M5
6407 17s	23.790	0.333	22.955	0.064	21.270	0.018	20.165	0.012	19.515	0.014	18.907	0.014	early M
1199 17n	21.881	0.062	20.895	0.018	19.879	0.017	19.058	0.012	18.928	0.014	18.672	0.014	G/K
293 17n	19.583	0.015	19.865	0.018	19.311	0.017	18.928	0.012	18.991	0.014	18.892	0.014	G/K
6519 17s	22.541	0.095	22.647	0.057	22.044	0.035	21.006	0.018	20.247	0.018	19.581	0.016	M3
7127 17s	18.729	0.015	19.005	0.018	18.523	0.017	18.084	0.012	18.131	0.014	17.987	0.014	Balmer abs.; weak features
2201 17n	22.273	0.095	21.670	0.024	20.301	0.017	19.215	0.012	18.512	0.014	17.875	0.014	early M
1780 17n	17.156	0.015	17.142	0.018	16.973	0.017	16.784	0.012	17.006	0.014	16.996	0.014	H α , β abs.; Na I D?
350 17n	22.790	0.165	23.991	0.232	21.286	0.021	20.020	0.012	19.094	0.014	18.323	0.014	M3
6869 17s	23.790	0.333	24.520	0.333	24.471	0.283	22.710	0.090	21.142	0.042	19.909	0.022	low S/N
5274 17s	20.759	0.020	20.912	0.018	20.568	0.017	20.244	0.012	20.232	0.019	20.183	0.026	weak H α , β abs.; low S/N
5762 17s	17.337	0.015	17.285	0.018	17.308	0.017	17.258	0.012	17.572	0.014	17.628	0.014	A; strong Balmer abs.
1697 17n	23.660	0.333	24.410	0.333	23.968	0.200	24.050	0.333	21.335	0.039	20.343	0.024	M; low S/N
955 17n	21.890	0.066	20.574	0.018	19.625	0.017	18.493	0.012	18.196	0.014	17.877	0.014	K
535 17n	20.822	0.027	21.310	0.021	21.237	0.025	21.334	0.025	21.657	0.057	21.904	0.098	DA
1229 17n	19.147	0.015	19.090	0.018	18.297	0.017	17.808	0.012	17.835	0.014	17.695	0.014	G/K?
2302 17n	23.660	0.333	22.183	0.037	20.638	0.017	19.335	0.012	18.413	0.014	17.684	0.014	M3
1721 17n	17.551	0.015	17.621	0.018	17.299	0.017	17.020	0.012	17.184	0.014	17.129	0.014	F?; Balmer abs.
680 17n	22.175	0.085	21.201	0.018	19.763	0.017	18.846	0.012	18.469	0.014	17.783	0.020	K/M
2068 17n	19.680	-0.015	20.347	0.018	20.346	0.017	20.349	0.012	20.721	0.024	20.845	0.039	DA
7030 17s	21.735	0.043	20.570	0.025	19.066	0.017	17.834	0.017	16.927	0.020	16.152	0.014	early M
7213 17s	22.858	0.125	21.937	0.028	20.227	0.017	19.384	0.017	18.992	0.020	18.457	0.014	K/M
1784 17n	23.660	0.333	22.684	0.060	20.953	0.017	19.771	0.012	18.890	0.014	18.122	0.014	M4
6751 17s	23.309	0.203	22.802	0.071	22.358	0.061	20.844	0.025	20.279	0.028	19.780	0.018	K/M?; low S/N
2174 17n	23.059	0.208	22.041	0.040	21.594	0.024	20.360	0.012	20.535	0.019	18.702	0.014	K/M
2012 17n	23.660	0.333	23.736	0.148	21.709	0.040	20.578	0.015	19.714	0.014	18.957	0.014	M
7410 17s	23.616	0.277	22.839	0.059	21.327	0.018	19.794	0.017	18.627	0.020	17.642	0.014	M4
1692 17n	21.765	0.065	21.412	0.023	20.413	0.017	19.562	0.012	19.140	0.014	18.679	0.014	K/M
5640 17s	22.540	0.099	21.396	0.018	19.803	0.024	18.544	0.017	17.711	0.020	16.980	0.014	M3
5795 17s	20.378	0.021	21.112	0.025	21.080	0.019	20.837	0.024	21.206	0.065	21.055	0.057	hot; featureless
6799 17s	22.164	0.069	21.080	0.018	19.532	0.017	18.218	0.017	17.155	0.020	16.229	0.014	M4; H α em.
252 17n	16.885	0.015	16.849	0.018	15.817	0.024	15.353	0.012	15.324	0.020	15.360	0.020	G
125 17n	23.660	0.333	22.921	0.068	21.237	0.020	19.941	0.012	18.939	0.014	18.109	0.020	M3
1071 17n	22.627	0.133	22.901	0.082	21.907	0.039	21.032	0.018	20.566	0.021	20.020	0.018	M?; H α em.?

TABLE 3—*Continued*

Catalog I.D.	<i>U</i> mag	<i>U</i> error	<i>B</i> mag	<i>B</i> error	<i>V</i> mag	<i>V</i> error	<i>R</i> mag	<i>R</i> error	<i>I75</i> mag	<i>I75</i> error	<i>I86</i> mag	<i>I86</i> error	Type/Notes
5998 17s	22.596	0.104	21.762	0.026	20.278	0.017	18.971	0.012	17.991	0.014	17.172	0.014	M4
908 17n	23.534	-0.321	24.375	0.323	23.160	0.105	21.494	0.027	20.152	0.015	19.003	0.014	M5; low S/N
45 17n	23.157	-0.210	22.843	0.081	20.601	0.017	19.249	0.012	18.171	0.014	17.261	0.020	M5
7500 17s	23.491	0.257	22.201	0.035	20.617	0.017	19.170	0.017	18.061	0.020	17.140	0.014	M5; possible H α em.
7312 17s	20.910	0.034	19.683	0.018	18.281	0.017	17.236	0.017	16.921	0.020	16.538	0.014	K
5852 17s	20.546	0.018	19.338	0.018	17.897	0.024	16.840	0.012	16.243	0.014	15.851	0.014	M2
1599 17n	22.917	0.168	21.622	0.023	20.030	0.017	18.680	0.012	17.599	0.014	16.655	0.014	M4
579 17n	23.660	0.333	24.410	0.333	21.999	0.176	20.916	0.018	20.151	0.240	22.800	0.333	M
6788 17s	19.529	0.015	19.761	0.018	19.180	0.017	18.928	0.017	19.009	0.020	18.819	0.014	F/G?; featureless
7110 17s	23.790	0.333	24.520	0.333	23.468	0.169	21.535	0.062	20.376	0.029	19.665	0.016	M; low S/N
5588 17s	22.282	0.088	21.438	0.020	19.988	0.017	18.894	0.017	18.526	0.020	18.186	0.014	K
5398 21w	18.119	0.015	18.183	0.018	17.840	0.017	17.509	0.012	17.613	0.014	17.608	0.020	H α abs.
6116 21w	19.629	0.015	20.387	0.018	20.493	0.017	20.618	0.018	21.143	0.045	21.158	0.097	DA
7188 21w	18.162	0.015	18.262	0.018	17.917	0.017	17.512	0.012	17.623	0.014	17.609	0.020	G?; NaI D, H α , β abs.
6414 21w	17.105	0.015	17.131	0.018	16.869	0.017	16.645	0.012	16.843	0.014	16.849	0.014	H α , β abs.; weak features
5397 21w	18.370	0.021	18.903	0.018	18.770	0.017	18.868	0.017	19.210	0.020	19.409	0.020	DA
6566 21w	18.495	0.015	19.512	0.018	19.887	0.017	20.049	0.012	20.508	0.025	20.767	0.060	hot
2479 21e	17.840	0.015	17.250	0.018	16.384	0.024	15.755	0.017	15.712	0.020	15.541	0.020	G; sharp 4000 Å break
426 21e	20.018	0.016	20.220	0.018	19.817	0.017	19.509	0.017	19.563	0.020	19.472	0.014	hot cont.; weak Balmer abs.
2553 21e	23.444	-0.283	24.243	-0.300	23.437	0.237	23.540	0.333	22.660	0.235	22.560	0.333	late type; low S/N
1427 21e	21.736	0.058	20.555	0.018	19.105	0.017	18.159	0.012	17.837	0.014	17.491	0.014	late K
1209 21e	16.889	0.015	17.064	0.018	17.151	0.017	17.141	0.012	17.529	0.014	17.610	0.014	H α , β abs.; weak features
883 21e	22.930	0.176	22.169	0.037	20.247	0.017	19.469	0.012	19.084	0.014	19.674	0.019	G/K; Mgb
2475 21e	23.540	0.333	22.875	0.082	21.826	0.035	20.424	-0.013	19.421	0.020	18.927	0.014	early M; low S/N
6398 22w	23.140	0.333	24.200	0.333	24.000	0.333	23.530	0.333	22.880	0.333	19.293	0.020	M; low S/N
5112 22w	23.420	-0.333	22.787	0.115	21.404	0.032	20.401	0.021	20.009	0.030	20.106	0.045	early M
6602 22w	23.140	0.333	23.357	0.131	21.789	0.038	20.321	0.018	19.041	0.020	18.055	0.020	M3
6776 22w	23.140	0.333	23.360	0.125	21.608	0.033	20.093	0.018	18.858	0.020	17.852	0.020	M3
6657 22w	23.420	-0.333	24.200	0.333	23.363	0.146	21.716	0.044	20.752	0.040	19.881	0.028	M?
5820 22w	19.765	0.015	20.282	0.018	20.074	0.017	19.893	0.012	20.107	0.017	20.134	0.024	DA
5652 22w	23.140	-0.333	23.068	0.098	21.248	0.022	19.788	0.012	18.578	0.014	17.593	0.020	M3
454 22e	18.518	0.015	19.338	0.025	19.389	0.024	19.525	0.017	19.878	0.020	20.094	0.028	DA
148 22e	23.520	0.333	23.478	0.211	21.666	0.047	20.362	0.018	19.302	0.020	18.442	0.020	M; low S/N