


SEARCHES FOR LOW-METALLICITY GALAXIES and PRELIMINARY RESULTS FROM THE KPNO INTERNATIONAL SPECTROSCOPIC SURVEY

John J. Salzer

Wesleyan University, Middletown, CT USA



Abstract

Searches for low-metallicity galaxies are reviewed, focusing mainly on efforts to discover systems that are relevant for use in measuring the primordial helium abundance. Wide-field objective-prism surveys for blue or emission-line galaxies have played a major role in this field. Previous surveys and search techniques are highlighted. Preliminary results from our new survey for emission-line galaxies, the KPNO International Spectroscopic Survey (KISS), are presented. KISS is substantially deeper than previous photographic surveys, and represents the next generation of wide-field slitless spectroscopic surveys.

1 Introduction

Wide-field surveys for blue and/or emission-line galaxies have contributed a great deal to our knowledge of the properties of active and star-forming galaxies. It is difficult to imagine where the study of galaxian activity would be today if astronomers did not have access to surveys with such familiar names as Markarian, Tololo, Michigan, and Case. These surveys have played a significant role in our knowledge of dwarf galaxies in general, and in the measurement of elemental abundances in dwarf galaxies in particular. I have been asked to review the history of objective-prism searches for activity in galaxies, with a focus on their use in finding low-metallicity galaxies, as well as to describe the status of a modern version of the classical objective-prism survey — KISS.

2 Searches for Low-Metallicity Galaxies

2.1 Motivation

The detection and study of galaxian systems with low metallicity has been an active area of research for nearly thirty years [18]. Since low elemental abundances are generally believed to correlate with a restricted star-formation history, the discovery of low- Z galaxies is of interest because it allows for the study of potentially young (in a cosmological sense), or at least unevolved, systems. Much is still unknown about the process of galaxy formation, although current evidence suggests that most large galaxies (or their constituent parts) formed before $z = 1$. Hence the discovery of late-forming systems could introduce a serious wrinkle in the currently-favored formation scenarios. A few convincing candidates for genuinely young systems are known ([15],[23],[24]), although they appear to be rare. The abundances in these young objects are quite low (1/20th – 1/50th solar), and all are dwarf galaxies. The study of these galaxies, as well as older, more evolved dwarf galaxies, has the potential to teach us a great deal about how chemical evolution proceeds in low-mass systems. Unfortunately, the number of extremely metal-deficient galaxies known is very small, despite several focused efforts to find more [6]. The discovery of additional metal-poor galaxies would be of tremendous value.

An important aspect of the search for low-metallicity galaxies is that these relatively pristine systems provide some of the best available sources for measuring the primordial helium abundance, one of the few observable quantities that allows us to constrain models of the Big Bang. Despite the fact that the lowest- Z galaxies discovered to date clearly have had *some* amount of stellar processing, they are the least chemically-evolved systems for which a direct, accurate estimate of the helium abundance is available. Hence, they have been the subject of much work in the past (and present), and have given the search for low-metallicity galaxies an increased level of importance. A more complete discussion of the derivation of the primordial helium abundance estimate is given by Izotov [5] and references therein.

2.2 Search Strategies

How would one go about trying to detect low-metallicity galaxies? In particular, what would one look for if trying to detect galaxies with abundances less than the current record-holder for low-metallicity, I Zw 18 [19]? This is a valid question, since obtaining an accurate abundance measurement for a galaxy can require a substantial amount of large telescope time. Pre-selecting targets which have a good chance of having lower abundances is thus advantageous. Three items that aid in the search for low-metallicity galaxies are listed below.

Low luminosity. It has been known for some time that lower luminosity galaxies tend to have lower metal abundances (e.g., [20]). Although the so-called luminosity–metallicity relationship has substantial scatter, and some known low- Z galaxies are not particularly low luminosity ([23]), starting with a sample of dwarf galaxies is a sensible first step.

Emission-line galaxies. Since the desire is to be able to measure accurate abundances for both metal atoms (e.g., oxygen, nitrogen) and helium, it will help tremendously if the galaxies exhibit nebular spectra (from at least a portion of the galaxy). Thus, pre-selecting targets which show strong emission lines is an advantage. Objective-prism surveys which select galaxies based on line emission (see below) are a natural place to find such targets. An added advantage of using emission-line galaxy (ELG) survey lists is that such surveys tend to preferentially detect dwarfs ([14], see also Figure 5).

H α -selected surveys. If one focuses attention on the contents of objective-prism surveys, as suggested, then additional thought needs to be given to the detection method of the surveys

and any biases inherent in them. Most previous line-selected surveys have used the $[\text{O III}]\lambda 5007$ line for detecting ELGs. However, this introduces a metallicity bias into the selection process. Truly low- Z galaxies (less than 1/50th solar) will have weak $[\text{O III}]$ lines. It would be better to select candidates via their $\text{H}\alpha$ emission, since for low- Z galaxies the $\text{H}\alpha$ line will be the strongest in the optical portion of the spectrum.

2.3 Previous Surveys

Our review of searches for low- Z systems will be brief, since there is not sufficient room to mention all previous surveys here. A more complete discussion can be found in Salzer et al. [17]. For the reasons outlined above, objective-prism surveys will be emphasized. Other searches for low- Z objects have looked at nearby dwarf galaxies (e.g., [20]), while many of the known low-metallicity galaxies have simply been discovered to be so by chance observations (e.g., [15]). Only the systematic surveys will be discussed here.

There are two methods used in objective-prism surveys to find galaxies with a high level of activity: (1) an excess of flux in the UV portion of the spectrum over “normal” objects, and (2) the detection of one or more emission lines in the spectrum of an object. The famous Markarian survey [8] used the UV-excess method to find starburst and Seyfert galaxies. Since this was the earliest systematic survey, and since it covered such a large fraction of the sky (36%), objects cataloged by Markarian have contributed a great deal to the understanding of galaxian activity. Although objects as faint as $B = 17$ were discovered by Markarian, the completeness limit of the survey is only $B = 15.2$ [10].

Subsequent to the Markarian survey, a number of groups carried out deeper objective-prism surveys which relied either partially or exclusively on the detection of emission lines. Most worked at blue wavelengths, and hence were sensitive to $[\text{O III}]\lambda 5007$. Examples of purely line-selected surveys include the Tololo [21] and Michigan (UM)[7] surveys, while others such as the Second Byurakan [9] and Case [11] surveys used a combination of the UV-excess and emission-line methods to discover objects. Most of these surveys are substantially deeper than the Markarian survey. More recently, the Madrid (UCM) survey [25],[2] used the emission-line method, but worked in the red to select galaxies via their $\text{H}\alpha$ emission. A new line-selected survey which detects sources via both $[\text{O III}]\lambda 5007$ and $\text{H}\alpha$ is described in detail in the following section.

3 KISS – KPNO International Spectroscopic Survey

3.1 Project Overview

The KPNO International Spectroscopic Survey (KISS) was initiated in 1994 as a collaborative effort between astronomers from Russia, Ukraine, and the US who shared a common interest in the study of galaxian activity. The survey was envisioned as being the “next generation Markarian survey” for active and star-forming galaxies. Principal members of the KISS team are C. Gronwall (Wesleyan), V. Lipovetsky and A. Kniazev (SAO), T. Boroson (NOAO), J. Moody (BYU), T. Thuan (Virginia), Y. Izotov (Ukraine), and the author. In addition, a number of current and former students have contributed a great deal to the program. These include Wesleyan students J. Herrero, L. Frattare, K. Kearns, K. Rhode, K. Kinemuchi, J. Lee, S. Randall, and N. Harrison, as well as summer interns L. Brenneman, E. Condy, and M. Santos.

KISS detects galaxies which exhibit strong emission lines. We refer to it as the “next generation” survey for extragalactic emission-line objects since it combines the traditional objective-prism survey method with modern detector technology and computer-based analysis. The survey will discover objects with a wide range of types of galaxian activity, including Seyfert Galaxies (Sy 1/Sy 2), Starburst Nucleus Galaxies (SBNs), HII Galaxies, Blue Compact Dwarfs (BCDs), and perhaps even a few high-redshift QSOs.

The single biggest improvement that KISS makes compared to previous objective-prism surveys is the use of a CCD as the detector. The advent of large format CCDs (2k \times 2k and larger), when combined with the wide-field imaging of Schmidt telescopes, provides for the large field-of-view (FOV) capability necessary for carrying out large areal surveys. Previously, photographic plates had remained the detector of choice for such surveys simply because of their superior FOV. However, CCDs provide a large number of advantages over photographic plates. These include obvious factors such as much higher quantum efficiency, lower noise, good spectral response over the entire optical portion of the spectrum, and large dynamic range. In addition, CCDs give us the ability to use automated selection methods to detect ELGs, and allow us to quantify the selection function directly from the survey data.

The primary goal of KISS is to produce a high quality survey whose selection function and completeness limits can be accurately quantified in order to allow for statistical studies. The initial hope was to be able to survey significantly deeper (in both flux and redshift) than previous surveys of this type. Our conservative goal was to reach the equivalent of two magnitudes fainter than previous surveys. All indications are that we have achieved that goal.

3.2 Observational Technique

The telescope used for the survey is the 24-inch Burrell Schmidt on Kitt Peak. It is owned and operated by Case Western Reserve University; the KISS group currently purchases time for the survey from CWRU. The detector used for the first survey strip was a 2048² STIS CCD with 21 micron pixels. The FOV of the CCD was 70 arcmin (1.18°) square, and the pixel scale was 2.03 arcsec/pixel.

Data were taken both with and without a prism. Direct images (no prism) were obtained through B and V filters. These images are used to obtain astrometry and photometry of all objects in each field. Two sets of spectral (prism) data were acquired. The first set were taken in the blue portion of the spectrum and utilized a 2-degree prism together with a specially designed filter covering 4800-5500 Å. The second set of spectra were taken in the red with a 4-degree prism and a filter covering 6400-7200 Å. Dispersions for both prisms were ~ 20 Å/pixel. The red spectra are used to detect objects via their H α emission, while the blue spectra detect galaxies primarily by the [O III] λ 5007 line. The use of filters to restrict the wavelength range of the spectra was necessary to reduce the level of the night sky background in the spectral images, and to reduce the length of the individual spectra. Given the depth of our images, spectral overlap in the slitless spectral images would be severe if the length of the spectra were not restricted.

Figure 1 shows examples of four objects detected in the red spectral survey, while Figure 2 shows the extracted spectra of these four ELGs. The galaxies displayed illustrate a range of both line strength and redshift which is indicative of the KISS galaxies in general.

The first KISS strip was chosen to coincide with the CfA/Dartmouth Century Redshift survey [3]. This is a narrow strip one degree wide in declination, centered at $\delta = 29.5^\circ$, and stretching 100° in right ascension, from $8^h 30^m$ to $16^h 20^m$.

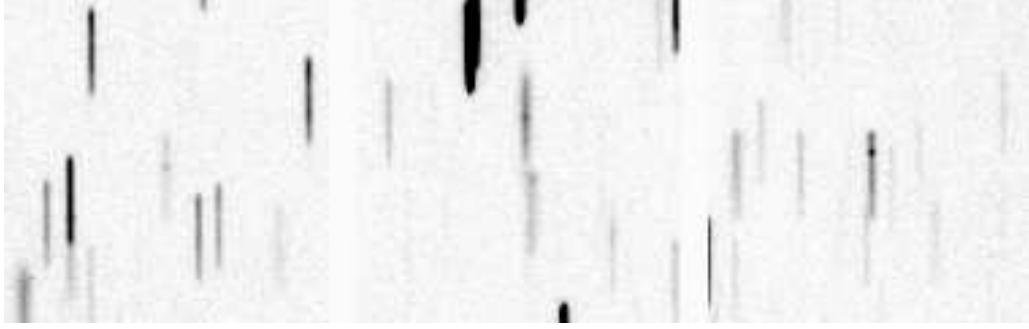


Figure 1: Examples of 4 newly discovered ELGs detected in the KISS survey. **Left:** An example of a fairly faint ($B=18.6$) ELG. **Center:** Two ELG candidates: a lower-redshift object just above center, and a high-redshift galaxy just below it. **Right:** An intermediate-redshift object with a fairly strong emission line.

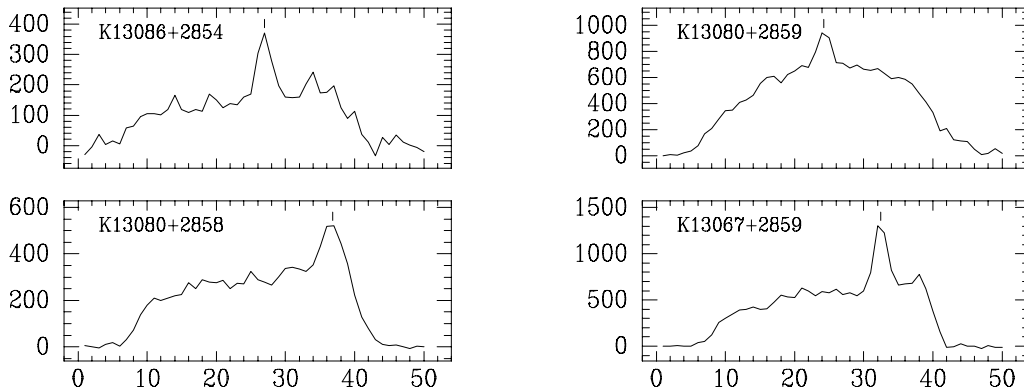


Figure 2: Plots of the extracted spectra for the four ELGs displayed in Figure 1. K13086+2854 corresponds to the left image, K13080+2859 (upper) and K13080+2858 (lower) to the center image, and K13067+2859 to the right. Each spectral plot covers $\sim 800 \text{ \AA}$, in the range $6400 - 7200 \text{ \AA}$. Lines mark the location of the $H\alpha$ emission line.

3.3 Specialized Software

One of the important features of the KISS project is that the search process is carried out in software. A complete package of IRAF scripts and executables has been written to perform the processing required for the KISS program. The selection of the emission-line galaxies (ELGs) occurs in an automated fashion, with no tedious searches by eye required!

The input data for each survey field include the B and V direct images, a deep, CR-free composite direct image created by co-adding the individual direct frames, the objective-prism spectral images, and data for photometric calibration. The composite direct image is used in the object-detection phase of the analysis since it is typically 1 to 2 magnitudes deeper than the corresponding spectral image. The KISS software package includes routines that perform the following tasks:

- Automatic detection of ALL objects in the direct images
- Digital photometry for all objects detected in the direct images
- Accurate astrometry for all detected objects (± 0.2 arcsec)
- Star versus galaxy classification for brighter sources ($B < 19$)

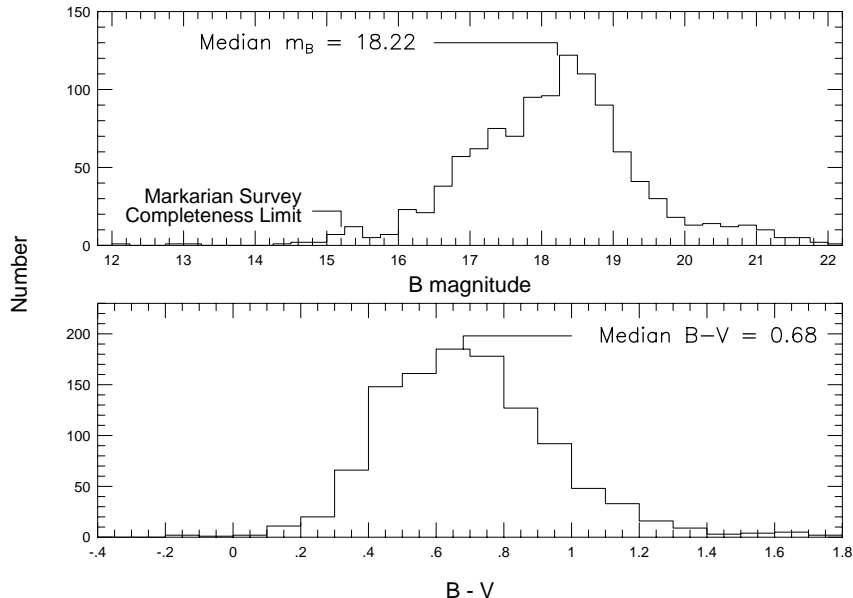


Figure 3: Histograms showing the distribution of blue apparent magnitude (upper) and $B-V$ color (lower) for the 1126 $H\alpha$ -selected KISS ELGs. The median values for both distributions are indicated, as is the completeness limit of the Markarian survey (upper plot).

- Coordinate transformation between the direct and spectral images
- Spectral extraction from 2D to 1D format for all objects
- Automated search for ELG candidates
- Measurement of redshifts and line strengths of detected ELGs

The spectral extraction step includes corrections for overlapping spectra. All objects detected in each field (typically 5000 – 7000 objects) are processed in the same way, so the processing yields photometric and astrometric information as well as an extracted spectrum for every source. In a typical field the software selects 50 – 100 ELG candidates, which are then checked manually. Roughly one third of these end up in our final ELG candidate lists. The final data product is an STSDAS table which contains all of the relevant information about each object.

3.4 Preliminary Results

The blue spectral portion of the first KISS strip was completed in 1996, and consists of 102 separate fields with both direct and spectral data (~ 130 sq. deg.). In the spring of 1997 we obtained red spectral data for 54 of the 102 fields, covering 68 sq. deg. in the RA range 12h 10m to 17h 0m. Results presented here are only for the fully processed red spectral data.

The main result to report is that the survey has indeed been very successful at finding ELGs. In our first red spectral strip we have cataloged 1126 ELG candidates. This is 20.9 per field, or about *16.6 per square degree*. For comparison, the entire Markarian survey cataloged 1500 UV-excess galaxies (0.1 galaxy per square degree), and had a completeness limit of $m_B = 15.2$ [10]. The deeper UM [7] and UCM [2] surveys both detected roughly 0.5 ELGs per square degree.

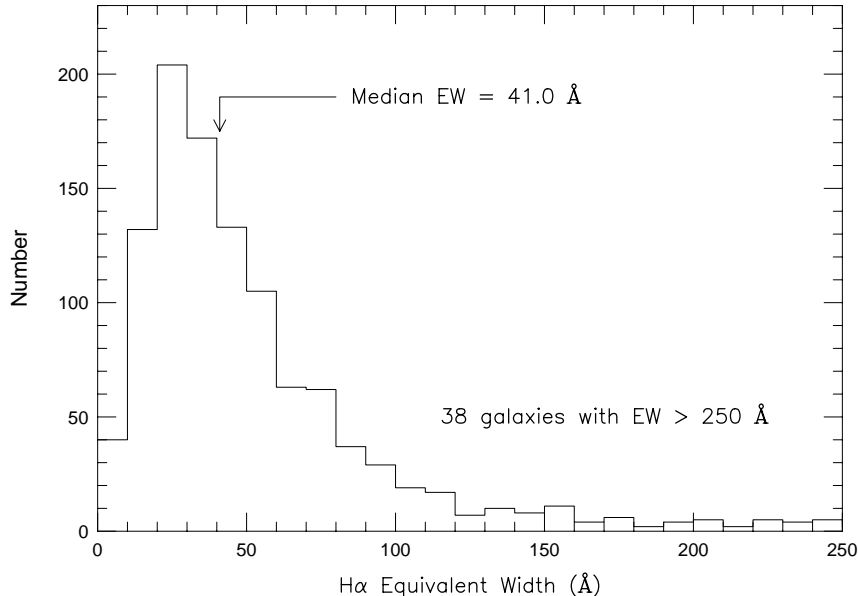


Figure 4: Histogram showing the distribution of H α line equivalent widths for the 1126 H α -selected KISS ELGs. The median value is indicated. The lines are measured directly from the objective-prism spectra, so have large uncertainties. The survey appears to be reasonably complete for line strengths of 30–40 Å and above.

Figures 3 and 4 display some of the relevant observational characteristics of the KISS ELG sample. The distribution of blue apparent magnitude and B–V color is shown in Figure 3. The median value of m_B for the KISS galaxies is 18.22, a full three magnitudes fainter than the completeness limit of the Markarian survey. The colors show a wide spread, with a median value similar to the colors of late-type spirals. The distribution of H α equivalent widths is shown in Figure 4. Since the galaxies are H α -selected, this plot is actually more indicative of the depth of the survey. Although a more detailed analysis is required to quantify the completeness limit of the survey (e.g., Salzer [14]), it would appear that the survey finds essentially all objects with H α equivalent widths down to 30–40 Å.

It is possible to measure rough redshifts from the objective-prism spectra directly, and hence estimate the luminosities of the KISS ELGs. It should be emphasized that these redshifts are of limited precision, with an estimated accuracy of 700–800 km/s. The luminosity and redshift distributions for the KISS galaxies are plotted in Figures 5 and 6, respectively. The lower panel of each figure also shows, for reference, the corresponding distributions for the “normal” CGCG galaxies [26] located in the same volume of space as the ELGs. Among the key results illustrated here are: (1) the ELGs are dominated by intermediate- and low-luminosity galaxies, as is commonly found for line-selected samples of this type; (2) the magnitude-limited CGCG sample is made up of predominantly higher-luminosity objects; and (3) the median redshift of the KISS galaxies is more than double that of the CGCG galaxies, and the histogram doesn’t turn over and start decreasing before the redshift limit imposed by the filter ($z \sim 0.085$) is reached. This latter point implies that the KISS ELGs constitute a volume-limited sample for the brighter luminosities.

More details of the survey and its constituents will be presented in Salzer et al. [17].

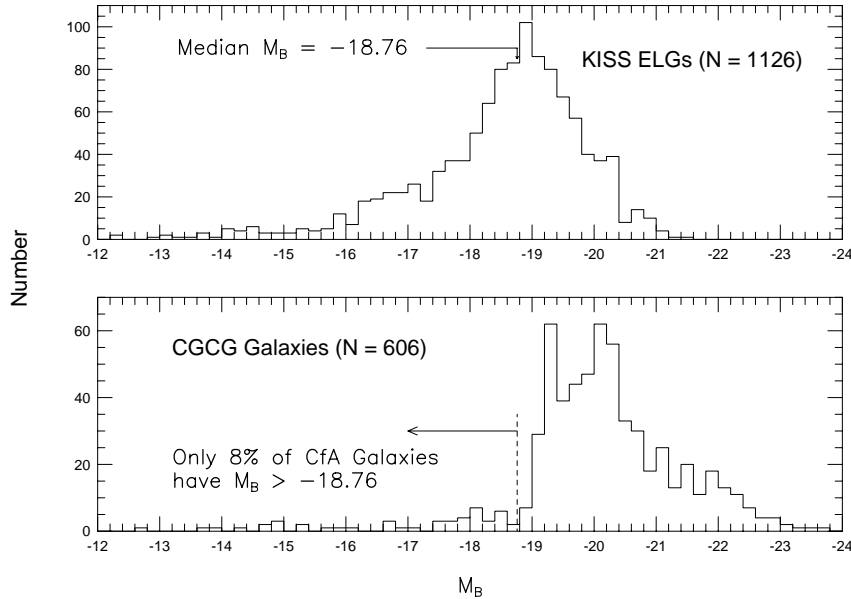


Figure 5: Histograms showing the distribution of blue absolute magnitude for the 1126 $H\alpha$ -selected KISS ELGs (upper) and the 606 “normal” galaxies (lower) from the CGCG [26] which are located in the same area of the sky. The median luminosity for the ELGs is indicated. The KISS ELG sample is made up of predominantly lower-luminosity galaxies, making this line-selected sample particularly powerful for studying dwarf galaxies.

3.5 What Can One Do With KISS?

KISS provides a very deep, statistically complete sample of active and star-forming galaxies. Such a sample can be used to study a wide range of problems in modern astrophysics. Space doesn’t allow us to go into details, but a brief listing will be instructive. The list can be broken up into three broad categories:

Galaxian Properties / Galaxy Evolution. Areas to pursue include studies of the frequency of AGN/starburst activity among the galaxian population, characteristics of the large-scale star-formation processes occurring in galaxies, the chemical enrichment/evolution in galaxies (particularly dwarfs), and the existence of a metallicity–luminosity relationship for starbursting galaxies. In addition, it will be fruitful to correlate the catalog of ELGs with surveys at other wavelengths, such as the radio, FIR, and x-ray. The first steps of a correlation between the FIRST radio survey [1] and KISS (the FIRST–KISS project) is already underway.

Activity in Galaxies. The KISS survey will provide a deep, complete sample of AGN which will be a valuable complement to existing samples of radio and x-ray selected Seyferts. Among the interesting topics that could be investigated are studies of the active stages of galaxian evolution, the physics of AGN/QSO phenomena with an emphasis on testing the unified model, environmental influences on activity, and similarities/differences between AGN selected at optical, radio, and x-ray wavelengths.

Observational Cosmology. The KISS survey will contribute a great deal in the area of observational cosmology. For example, pre-selecting galaxies for redshift survey work which exhibit optical emission lines is an efficient way to probe Large-Scale Structure [14], [13]. Studies of the spatial distribution of dwarf galaxies [16], [12], [22], made possible with dwarf-rich samples

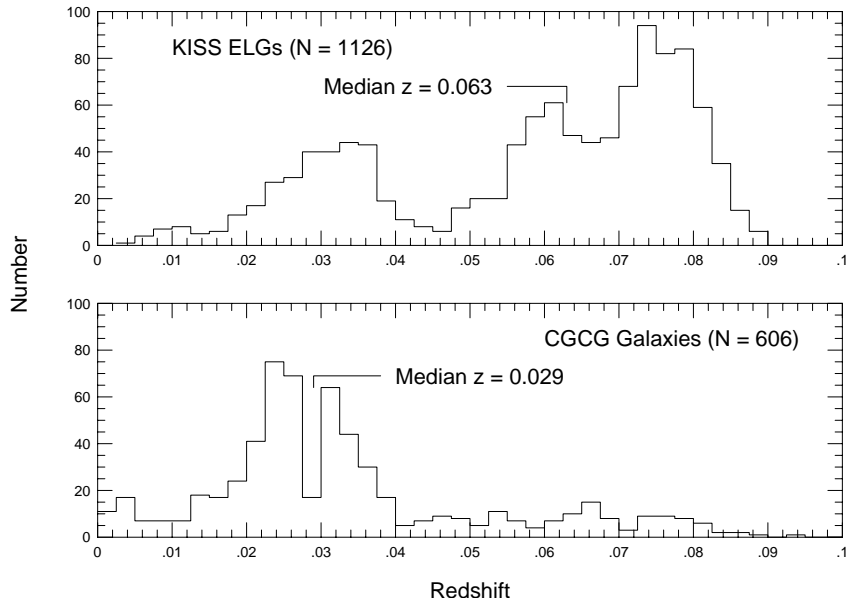


Figure 6: Histograms showing the distribution of redshift for the 1126 $H\alpha$ -selected KISS ELGs (upper) and the 606 “normal” galaxies (lower) from the CGCG [26] which are located in the same area of the sky. The median redshift is indicated in both plots. Note that the number of KISS ELGs continues to rise up to the cut-off of the filter used for the survey, indicating that the survey is volume-limited for the more luminous galaxies. The deficit of ELGs between $z = 0.038$ and 0.054 is due to a large void.

such as these, will allow for the study of biasing in the spatial distribution of low-mass galaxies. Our preliminary results indicate a significant population of dwarf galaxies within nearby voids. The importance of this type of sample for measuring the primordial helium abundance has already been mentioned. We expect to detect several dozen excellent candidates for future work. Finally, the KISS sample will be useful as a low-redshift comparison group to the galaxian population at higher redshift. We will be able to measure more accurately than ever before the space densities of starbursting galaxies locally, which may well have an impact on resolving the faint blue galaxy problem. KISS will also provide a more accurate estimate of the local star-formation rate density. The paper by Gronwall [4] presents our preliminary results on this topic.

4 Summary

The KISS program is currently moving ahead on a number of fronts. The processing of the data from our first survey strip has just been finished, and the results are being prepared for publication. We are also starting additional strips in both the north and south Galactic caps, and will substantially increase the sky area surveyed over the next few years. Finally, we have begun a systematic program of follow-up spectroscopy of KISS ELG candidates. To date we have obtained spectra for ~ 150 ELGs from the first red survey list. The results are extremely encouraging, indicating that 97% of the KISS ELG candidates are in fact strong emission-line galaxies. Many new Seyfert galaxies and starbursting dwarfs have already been discovered.

The details of the follow-up spectroscopy will be reported upon in the literature in the near future.

The search for and subsequent study of low-metallicity galaxies provides many useful clues to the formation and chemical evolution of dwarf galaxies. In particular, the existence of a few apparently young galaxies raises important questions regarding the formation of galaxies in general, and may provide insights into the early stages of the formation of the larger galaxies which dominate the cosmic landscape today. The KISS project is helping to address many of these questions by discovering large samples of dwarf galaxies. One of our main goals is to discover additional examples of extreme systems such as I Zw 18, in order to both quantify their significance in the overall galaxian population and to provide new targets for study. Perhaps of even more importance will be the discovery of a large, statistically-complete sample of dwarfs with a wide range of star-formation characteristics. This sample will allow us to understand more fully the role dwarf galaxies play in the star-formation rate of the local universe, which in turn will lead to a better understanding of what researchers are seeing at higher redshift.

References

- [1] Becker, R. H., White, R. L., & Helfand, D. J. 1995, *Astrophys. J.* **450**, 559
- [2] Gallego, J., *et al.* 1995, *Astrophys. J.* **455**, L1
- [3] Geller, M. J., *et al.* 1997, *Astron. J.* **114**, 2205
- [4] Gronwall, C.. 1998, this volume
- [5] Izotov, Y. 1998, this volume
- [6] Kunth, D., & Sargent, W. L. W. 1986, *Astrophys. J.* **300**, 496
- [7] MacAlpine, G. M., Smith, S. B., & Lewis, D. W. 1977, *Astrophys. J. Suppl. Ser.* **34**, 95
- [8] Markarian, B. E. 1967, *Astrofizika* **3**, 55
- [9] Markarian, B. E., & Stepanian, D. A. 1983, *Astrofizika* **19**, 639
- [10] Mazzarella, J. M., & Balzano, V. A. 1986, *Astrophys. J. Suppl. Ser.* **62**, 751
- [11] Pesch, P., & Sanduleak, N. 1983, *Astrophys. J. Suppl. Ser.* **51**, 171
- [12] Pustil'nik, S. *et al.* 1995, *Astrophys. J.* **443**, 499
- [13] Rosenberg, J. L., Salzer, J. J., & Moody, J. W. 1994, *Astron. J.* **108**, 1557
- [14] Salzer, J. J. 1989, *Astrophys. J.* **347**, 152
- [15] Salzer, J. J., *et al.* 1991, *Astron. J.* **101**, 1258
- [16] Salzer, J. J., & Rosenberg, J. L. 1994, in *Dwarf Galaxies*, ed. G. Meylan and P. Prugniel (ESO: Garching bei München), p. 129
- [17] Salzer, J. J., Gronwall, C., *et al.* 1998, in preparation
- [18] Sargent, W. L. W., & Searle, L. 1970, *Astrophys. J.* **162**, L155
- [19] Skillman, E. D., & Kennicutt, R. C., Jr. 1993, *Astrophys. J.* **411**, 655
- [20] Skillman, E. D., Kennicutt, R. C., Jr., & Hodge, P. W. 1989, *Astrophys. J.* **347**, 875
- [21] Smith, M. G. 1975, *Astrophys. J.* **202**, 591
- [22] Telles, E. 1998, this volume
- [23] Thuan, T. X. 1998, this volume
- [24] van Zee, L., Westpfahl, D., Haynes, M. P., & Salzer, J. J. 1998, *Astron. J.* **115**, 1000
- [25] Zamorano, J., *et al.* 1994, *Astrophys. J. Suppl. Ser.* **95**, 387
- [26] Zwicky, F., *et al.* 1961–1968, *Cat. of Galaxies and Clusters of Galaxies*, (Pasadena: CIT)