

On the self-consistent model of the axisymmetric radio pulsar magnetosphere

V.S. Beskin¹ and L.M. Malyshkin²

¹ *P.N. Lebedev Physical Institute, Leninsky prosp., 53, Moscow, 117924, Russia*

² *Moscow Institute of Physics and Technology, Dolgoprudny, Moscow region, 141700, Russia*

Accepted 1997 . Received 1997 ; in original form 1997

ABSTRACT

We consider a model of axisymmetric neutron star magnetosphere. In our approach, the current density in the region of open field lines is constant and the returning current flows in a narrow layer along the separatrix. In this case, the stream equation describing the magnetic field structure is linear both in the open and closed regions, the main problem lying in matching the solutions along the separatrix (Okamoto 1974; Lyubarskii 1990). We demonstrate that it is the stability condition on the separatrix that allows us to obtain a unique solution of the problem. In particular, the zero point of magnetic field is shown to locate near the light cylinder. Moreover, the hypothesis of the existence of the nonlinear Ohm's Law (Beskin, Gurevich & Istomin 1983) connecting the potential drop in the pair creation region and the longitudinal electric current flowing in the magnetosphere is confirmed.

Key words: star: neutron – stream equation – magnetosphere – radio pulsars

1 INTRODUCTION

A few years after the discovery of radio pulsars (Hewish et al 1968) the basic properties of the neutron star magnetosphere were actually clarified. Firstly, the importance of one-photon electron-positron pair creation in a superstrong magnetic field was shown (Sturrock 1971; Ruderman & Sutherland 1975). It means that the magnetosphere of a neutron star must be filled with a plasma screening the longitudinal electric field (Goldreich & Julian 1969), the charge density ρ_e being nonzero. This screening results in the corotation of a plasma with the star. Clearly, such a corotation is impossible outside the light cylinder $R_L = c/\Omega$, where Ω is the angular velocity of a star. Hence, in the magnetosphere there form two essentially different groups of field lines: closed, i.e. those returning to the star surface, and open, i.e. those crossing the light cylinder and going to infinity. As a result, along open field lines the plasma may leave the neutron star and escape from the magnetosphere. The charge ρ_e going together with plasma produces a longitudinal electric current. It was also shown that it is the ponderomotive action of the electric current flowing along open field lines and closing on the star surface that diminishes the angular velocity of a pulsar.

At the same time, the equation describing the structure of an axisymmetric stationary magnetosphere in the force-free approximation was obtained by several authors (Mestel 1973; Scharlemann & Wagoner 1973; Michel 1973ab; Okamoto 1974). This second-order elliptical equation on the

magnetic flux function has the Grad-Shafranov form i.e. contains two ‘integrals of motion’, a longitudinal electric current and an angular velocity of magnetic surfaces, which are constant along magnetic field lines. Moreover, a few exact solutions of the stream equation were obtained not only for a zero longitudinal electric current (Michel 1973a; Mestel & Wang 1979), but also for a monopole magnetic field of a neutron star with a nonzero electric current (Michel 1973b). Another solution for a nonzero electric current was also discussed (Beskin, Gurevich & Istomin 1983; Fitzpatrick & Mestel 1988ab; Lyubarskii 1990; Sulkanen & Lovelace 1990). As to the case of inclined rotator, the solution was obtained for the magnetosphere without a longitudinal electric current (Henriksen & Norton 1975; Beskin et al 1983; see also Mestel & Wang 1982). Further on, a more general approach including particle mass was discussed as well (Ardavan 1979; Bogovalov 1990, 1991; Mestel & Shibata 1994).

However, the full analysis of the stream equation is far from being completed even for the force-free axisymmetric magnetosphere. The point is that the stream equation describing the pulsar magnetosphere in the presence of a longitudinal electric current becomes nonlinear. As a result, the comprehensive analysis of this equation meets certain problems (Michel 1991; Beskin, Gurevich & Istomin 1993). Nevertheless, in some cases the stream equation can be analyzed.

In this work we consider the simplest approach in which the returning current flows in a narrow layer along the separatrix, which is the boundary between open and closed field

arXiv:astro-ph/9806169v2 12 Jun 1998

line regions, and the current density in the open-line region is constant. In this case, the stream equation describing the magnetic field structure remains linear not only in a closed, but in an open magnetosphere as well. As a result, it is possible to write the general solutions describing the magnetic field structure in both regions, the main problem lying in matching these solutions along the separatrix. We shall show that the stability conditions on the separatrix allow us to obtain a unique solution of the problem. Moreover, the hypothesis of the compatibility condition (Beskin et al 1983) connecting the potential drop in the pair creation region and the longitudinal electric current flowing in the magnetosphere will be confirmed.

2 BASIC EQUATIONS

Let us consider an axisymmetric stationary magnetosphere filled with plasma. This means a zero longitudinal electric field in the magnetosphere

$$(\mathbf{E}\mathbf{B}) = 0.$$

In this case, the magnetic and electric fields can be represented as

$$\mathbf{B} = \frac{\nabla f \times \mathbf{e}_\varphi}{\varpi} + \frac{\Omega g}{c\varpi} \mathbf{e}_\varphi, \quad (1)$$

$$\mathbf{E} = -\frac{\Omega_F}{c} \nabla f, \quad (2)$$

where c is the velocity of light, and Ω is the angular velocity of the star. Here $f(\varpi, Z)$ is the flux function, which is constant along magnetic field lines, and $g(\varpi, Z)$ determines the whole electric current I flowing inside the tube $f(\varpi, Z) = \text{const}$:

$$g = \frac{2I}{\Omega}.$$

Finally, the value $\Omega_F(\varpi, Z)$ is the angular velocity of the plasma. Indeed, determining the drift velocity from equations (1) and (2) we have

$$\mathbf{U}_{dr} = c \frac{[\mathbf{E} \times \mathbf{B}]}{B^2} = \Omega_F \mathbf{e}_z \times \mathbf{r} + i_\parallel \mathbf{B},$$

where i_\parallel is a scalar function. Hence, the particle velocity is a sum of the corotation velocity and the slide velocity along magnetic field lines. Using now the Maxwell equation

$$[\nabla \times \mathbf{E}] = 0,$$

which holds in the stationary case, one can see that the angular velocity Ω_F must be constant on the magnetic surfaces $f = \text{const}$

$$\Omega_F = \Omega_F(f). \quad (3)$$

This is a well-known Ferraro isorotation law (Alfvén & Fälthammar 1963). It is clear that Ω_F can differ from the angular velocity Ω of the neutron star only on field lines passing through the polar cap region with a longitudinal electric field, i.e. through the particle creation region. As a result, in the open magnetosphere the angular velocity Ω_F must be smaller than that of the star. On the other hand, we have $\Omega_F = \Omega$ in the region of closed field lines.

Inserting now the electric and magnetic fields (1) and (2) into the force-free condition

$$\mathbf{E} \cdot \nabla \mathbf{E} + [\nabla \times \mathbf{B}] \times \mathbf{B} = 0, \quad (4)$$

we obtain from the φ component of equation (4)

$$\nabla f \times \nabla g = 0.$$

Thus, the electric current $g(\varpi, Z)$ must be constant on the magnetic surfaces as well

$$g = g(f). \quad (5)$$

As to the other components of equation (4), they just give us the stream equation describing the stable configuration of the magnetic field lines. In the dimensionless form

$$x = \Omega\varpi/c; \quad z = \Omega Z/c; \quad \omega = \Omega_F/\Omega$$

we have

$$-\Delta f (1 - \omega^2 x^2) + \frac{2}{x} \frac{\partial f}{\partial x} - g \frac{dg}{df} + x^2 \omega \frac{d\omega}{df} (\nabla f)^2 = 0. \quad (6)$$

This is the general form of the force-free equation describing a stable magnetic field configuration in the axisymmetric case (Okamoto 1974). We see that in equation (6) the two last terms depending on the longitudinal electric current $g(f)$ and angular velocity $\Omega_F(f)$ can be nonlinear. On the other hand, in the closed region (region 1), where longitudinal electric currents are absent ($g = 0$), and the angular velocity is $\Omega_F = \Omega$, the equation becomes linear (Mestel 1973; Michel 1973a)

$$-\Delta f^{(1)} (1 - x^2) + \frac{2}{x} \frac{\partial f^{(1)}}{\partial x} = 0. \quad (7)$$

Moreover, assuming that in the open field region (region 2)

$$\Omega_F = \Omega(1 - \beta_0), \quad (8)$$

$$g(f) = i_0 f, \quad (9)$$

where i_0 and β_0 are constants, we obtain the linear equation

$$-\Delta f^{(2)} [1 - x^2(1 - \beta_0)^2] + \frac{2}{x} \frac{\partial f^{(2)}}{\partial x} - i_0^2 f^{(2)} = 0 \quad (10)$$

for the open region as well. Physically, the parameter β_0 corresponds to the potential drop Ψ in the double layer near the star surface, i.e. in the particle creation region

$$\beta_0 = \Psi/\Psi_{max}, \quad (11)$$

where

$$\Psi_{max} = \left(\frac{\Omega R}{c}\right)^2 R B_0 \quad (12)$$

(R is the neutron star radius, B_0 is the magnetic field on the star surface) is the maximum potential drop that can be realized near the star surface inside the open field line region (Ruderman & Sutherland 1975). For $\Psi \approx \Psi_{max}$, $\beta_0 \approx 1$ we have $\Omega_F \approx 0$, i.e. there is no plasma rotation on the open field lines. Actually, the value of β_0 can be determined by the pair creation process in the double layer near the magnetic polar caps (Ruderman & Sutherland 1975; Arons 1983; Gurevich & Istomin 1985). On the other hand, we have

$$i_0 = \frac{j}{j_{GJ}}, \quad (13)$$

where

$$j_{GJ} = \frac{\Omega B}{2\pi}$$

is the Goldreich-Julian current density. The condition (9) just means that the current density in the open field region is constant. Thus, with this approach we have two parameters i_0 and β_0 , the latter being actually determined from a certain pair creation mechanism near the star surface. The question arises whether it is possible to determine the electric current i_0 as well.

We note, that the stream equation (6) is valid only inside the light surface when $|\mathbf{E}| < |\mathbf{B}|$. Otherwise, one can not neglect particle inertia in the force-free equation (4). That is why, for example, the region of the closed-line magnetosphere can not spread beyond the light cylinder $x = 1$. The closed-line region is limited by a zero point of the magnetic field x_* , which is the point of intersection of the separatrix with the equatorial plane. Therefore, we must impose the condition $x_* \leq 1$ to construct closed-line magnetosphere. As for open-line magnetosphere, the light surface in this region lies beyond the cylinder $x = 1/(1 - \beta_0)$ because of the slowing-down of the magnetosphere rotation.

Both equations (7) and (10) contain no coordinate z . As a result, the general solutions can be represented as (Mestel & Wang 1979; Beskin et al 1983; Mestel & Pryce 1992)

$$f(x, z) = \int_0^\infty \varphi(\lambda) R(x, \lambda) \cos \lambda z d\lambda. \quad (14)$$

As to the radial function $R(x, \lambda)$, it satisfy an ordinary second-order differential equation (see below).

In the open region it is convenient to introduce new variables

$$x_1 = x(1 - \beta_0); \quad z_1 = z(1 - \beta_0).$$

One can check that in these variables equation (10) only depends on one parameter

$$\alpha_1 = \frac{i_0^2}{(1 - \beta_0)^2}.$$

Moreover, as was shown by Beskin et al (1983, 1993), for an open field line region we must omit all harmonics between $\lambda = 0$ and $\lambda = \alpha_1^{1/2}$ in the integration (14). Otherwise, the magnetic field along the rotation axis will have sinusoidal oscillations, i.e. magnetic islands. As a result, the general solution in an open field region can be rewritten in the form

$$f^{(2)}(x, z) = \int_0^\infty \varphi_2(\lambda) R_2(x_1, \lambda) \cos \left[(\lambda^2 + \alpha_1)^{\frac{1}{2}} z_1 \right] d\lambda, \quad (15)$$

where now the radial function $R_2(x_1, \lambda)$ is the solution of the ordinary differential equation

$$\frac{d^2 R_2(x_1, \lambda)}{dx_1^2} - \frac{1 + x_1^2}{x_1(1 - x_1^2)} \frac{dR_2(x_1, \lambda)}{dx_1} + \left(\alpha_1 \frac{x_1^2}{1 - x_1^2} - \lambda^2 \right) R_2(x_1, \lambda) = 0. \quad (16)$$

3 BOUNDARY CONDITIONS

Let us now consider the boundary conditions for equations (7) and (10). First of all, at small distances the so-

lutions of both equations must be matched to the magnetic field of a neutron star. More exactly, the normal component of the magnetic field B_n must be continuous on the star surface (Bogovalov 1991). Hence

$$f(x, z) = f_{star}(R, \theta); \quad x = R \cos \theta; \quad z = R \sin \theta. \quad (17)$$

For example, for a dipole magnetic field we have

$$f(x, z) = m \frac{x^2}{(x^2 + z^2)^{3/2}}, \quad (18)$$

where m is the magnetic dipole of a neutron star, so $f_{star}(R, \theta) = m \sin^2 \theta / R$.

It is also necessary to impose the regularity conditions on the singular surfaces of equations (10) and (7)

$$\frac{2}{x} \frac{\partial f^{(2)}}{\partial x} - i_0^2 f^{(2)} = 0; \quad x = \frac{1}{1 - \beta_0}, \quad (19)$$

$$\frac{\partial f^{(1)}}{\partial x} = 0; \quad x = 1. \quad (20)$$

On the other hand, if the zero point is located inside the light cylinder, it is not necessary to impose the condition (20) for the closed-line region.

Next we will impose an obvious symmetry condition for the magnetic field in the closed field line region

$$\frac{\partial f^{(1)}}{\partial z} = 0; \quad z = 0, \quad (21)$$

and the condition of zero magnetic flux on the z-axis for the open field line region

$$f^{(2)} = 0; \quad x = 0, \quad (22)$$

The last two conditions are automatically fulfilled if we represent the solution by (15) and $\varphi_2(\lambda)$ does not have any singularities in the upper half-plane of the complex λ .

Finally, we must match the solutions in the open and closed regions. First of all, it means that the boundary of the closed region $f^{(1)}(x, z) = f_*$ must coincide with the position of the open region field line $f^{(2)}(x, z) = f_*$, that is,

$$f^{(1)}[x, z_*(x)] = f^{(2)}[x, z_*(x)], \quad (23)$$

where $z = z_*(x)$ is the position of the separatrix $f = f_*$. One can see that our approach at this point differs from that of Lovelace & Sulkanen (1990) who proposed the gap between open and closed regions. Moreover, as pointed out by Okamoto (1974) and Lyubarskii (1990), for stability of the separatrix separating open and close regions it is necessary that the value of $L = \mathbf{B}^2 - \mathbf{E}^2$ be continuous through this separatrix

$$L^{(1)}[x, z_*(x)] = L^{(2)}[x, z_*(x)].$$

Using definitions (1), (2) and relations (8), (11), and (13), we obtain

$$x^2 L = |\nabla f^{(1)}|^2 [1 - x^2] = |\nabla f^{(2)}|^2 [1 - x^2(1 - \beta_0)^2] + i_0^2 f_*^2. \quad (24)$$

This condition results from the integration of the full stream equation (4) over the narrow boundary $f = f_*$. This is the consequence of nonlinearity of the general stream equation (6). As a result, to construct the solution it is necessary to specify two parameters i_0 , β_0 , and the condition (17) on the star surface. All the other characteristics, in particular,

the position and the structure of the zero point can be determined from the above boundary conditions.

At the very end, it is necessary to stress that formally, to fulfil the condition (24) at the zero point x_* , we can expect $x_* < 1$, $(\partial f^{(1)}/\partial x)|_{x=x_*} \neq 0$, and $(\partial^2 f^{(2)}/\partial^2 z)|_{x=x_*} = 0$. In other words, here $|\nabla f^{(1)}|^2[1 - x_*^2] = i_0^2 f_*^2$ (Lyubarskii 1990). Therefore the angle 2ϑ between intersecting separatrices will equal $2\vartheta = \pi$. However, there is always a narrow transition layer δf along the separatrix. As a result, the magnetic structure in this region remains X-point as for a magnetosphere with $i_0 = 0$ and $\beta_0 = 0$. The only difference is that, as one can easily see from (7), the value $\Delta f|_{x=x_*}$ is equal to zero if $x_* < 1$, so $2\vartheta = \pi/2$. Indeed, supposing that the returning current density is constant in this layer, we can write $g(f)$, $\omega(f)$ and L for $f_* - \delta f \leq f \leq f_*$ as

$$g = i_0(f_* - \delta f)(f_* - f)/\delta f,$$

$$\omega = 1 - \beta_0(f_* - f)/\delta f,$$

$$x^2 L = |\nabla f|^2 \left[1 - x^2 \left(1 - \beta_0 \frac{f_* - f}{\delta f} \right)^2 \right] + \frac{i_0^2 (f_* - \delta f)^2}{(\delta f)^2} (f_* - f)^2.$$

Hence, L is continuous through the transition layer and the separatrix. On the other hand, if δf tends to zero, as is considered in this work, then we have to take into account that the condition (24) is not valid near to zero point. But this is natural, because the stream equation becomes essentially two-dimensional near the zero point.

4 FORMULATION OF THE PROBLEM AND NUMERICAL RESULTS

In their previous paper Beskin et al (1983) assumed that despite the presence of an electric current $i_0 \neq 0$ in the region of open field lines the structure of closed magnetosphere remains the same as for $i_0 = 0$, $\beta_0 = 0$. In particular, the zero point is proposed to lie on the light cylinder $x = 1$. It was shown that for these assumptions the values i_0 and β_0 must be bounded by the compatibility condition

$$\beta_0 = \beta_*(i_0), \quad (25)$$

where

$$\beta_*(i_0) = 1 - \left(1 - \frac{i_0^2}{i_{max}^2} \right)^{1/2} \quad (26)$$

and $i_{max} \approx 1.58$. It means that separatrix field lines $f = f_*$ in open and closed regions coincide if the relation (26) is carried out only. The dependence (26) is shown in Fig. 1 by the dashed line. The relation (26) can be derived directly from the stream equation (10). Indeed, assuming that the field line $f = f_*$ passes near the zero point $x_* = 1$ (where $\partial f^{(2)}/\partial x = 0$), we immediately obtain the condition (26) with $i_{max}^2 = (\Delta f|_{x=x_*})/f_*$. The goal of the present paper is actually to check the compatibility condition (25) in a more self-consistent approach, i.e. to include the disturbance of the closed region and the stability condition (24).

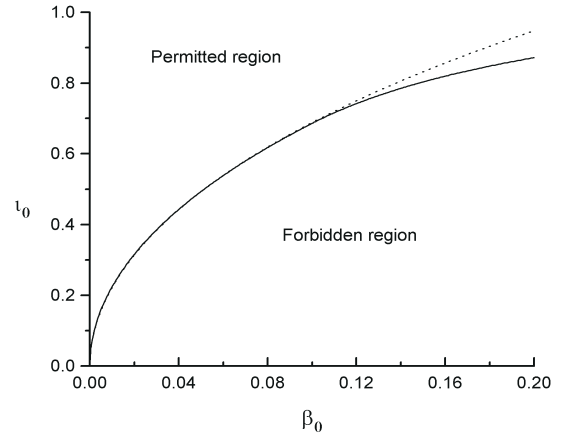


Figure 1. Forbidden and permitted regions in the $i_0 - \beta_0$ diagram. The solid curve corresponds to the compatibility condition $i_0(\beta_0)$, while the dashed curve represents the dependence (26).

As has already been shown, equations (7), (10) and the boundary conditions (17), (19)–(24) give a solution of the problem if it exists. On the other hand, we do not know beforehand the position of the separatrix. It can be determined from the solution. In other words, the function $\varphi_2(\lambda)$ in (15), which determines, in particular, the position of the separatrix and the zero point, is unknown. However, the magnetic field has a dipole asymptotic behavior when x, z tend to zero. For the representation (15) and the star magnetic dipole $m = 1$, this assumption corresponds to

$$\lim_{x \rightarrow 0} R_2(x_1, \lambda) = \frac{2}{\pi} \lambda x K_1(\lambda x), \quad (27)$$

because we have for a dipole field (18)

$$\frac{x^2}{(x^2 + z^2)^{3/2}} = \frac{2}{\pi} \int_0^\infty \lambda x K_1(\lambda x) \cos \lambda z d\lambda.$$

Hence,

$$\lim_{\lambda \rightarrow \infty} \varphi_2(\lambda) = 1. \quad (28)$$

On the other hand, from (19), (15) we have for the function $R_2(x_1, \lambda)$

$$\frac{2}{x_1} \frac{\partial R_2}{\partial x_1} - \alpha_1 R_2 = 0; \quad x_1 = 1. \quad (29)$$

As a result, for given parameters i_0 and β_0 the function $\varphi_2(\lambda)$ completely determines the open-line magnetosphere. Then using equation (7) and the boundary condition (23), (21) we can determine the closed-line magnetosphere as well.

In the present work, for any pair of parameters from the $i_0 - \beta_0$ plane we are looking for the best function $\varphi_2(\lambda)$ to satisfy the condition (24). In other words, to obtain the continuity of $L = \mathbf{B}^2 - \mathbf{E}^2$ through the separatrix, for any i_0, β_0 we minimize the functional

$$S[\varphi_2(\lambda)] = \max_{0 \leq x \leq x_* - \delta x} |L^{(2)}[x, z_*(x)] - L^{(1)}[x, z_*(x)]|, \quad (30)$$

where δx takes into account that the condition (24) is not valid in the vicinity of the zero point. In more detail, we

expand the function $\varphi_2(\lambda)$ in a finite functional series

$$\varphi_2(\lambda) = 1 + \sum_{n=1}^N C_n \phi_n(\lambda)$$

to reduce the problem of functional minimization to the problem of minimization of function with many variables, which are coefficients of the expansion. In our work we use $N = 2$ and

$$\phi_1(\lambda) = \begin{cases} 1, & \lambda \in [0.2, 0.6] \\ 0, & \lambda \notin [0.2, 0.6] \end{cases},$$

$$\phi_2(\lambda) = \begin{cases} 1, & \lambda \in [1.5, 3.0] \\ 0, & \lambda \notin [1.5, 3.0] \end{cases}.$$

So, the function $\varphi_2(\lambda)$ is different from one on two intervals $\lambda \in [0.2, 0.6]$ and $\lambda \in [1.5, 3.0]$. The result does not sufficiently depend on what intervals to choose. The function $\phi_1(\lambda)$, that is nonzero for smaller λ -interval, and the function $\phi_2(\lambda)$, that is nonzero for greater λ -interval, allow us to minimize the functional (30) for $x \sim 1$ and $x \ll 1$ respectively.

As has already been said, the zero point must lie inside the light cylinder $x_* \leq 1$. On the contrary, the open region can not be matched to the closed one because the closed-line magnetic field may not spread beyond the light cylinder $x = 1$. As a result, a self-consistent solution of the problem can be obtained not for all the parameters i_0, β_0 . This is illustrated in the i_0 - β_0 diagram in Fig. 1. The solid line is the boundary of the forbidden region of the parameters i_0, β_0 . For the forbidden region, the zero point of the magnetic field moves outside the light cylinder.

As for the permitted region, numerical calculations show that for a given β_0 we get the best conformity to the condition (24) if we take i_0 that lies just on the boundary between the forbidden and the permitted regions. Simultaneously, the zero point of the magnetic field just lies on the light cylinder $x_* = 1$. Moreover, the minimum of the electromagnetic field energy

$$E_{em} = \int_0^{x_*} \int_0^{z_*(x_*)} x^{-1} (1+x^2) |\nabla f^{(1)}|^2 dz dx + \int_0^{x_*} \int_{z_*(x_*)}^{\infty} x^{-1} \left[|\nabla f^{(2)}|^2 (1+x^2(1-\beta_0)^2) + i_0^2 (f^{(2)})^2 \right] dz dx$$

corresponds to the boundary curve as well. To illustrate the above statements we show the dependence of the zero point x_* , the value of the functional $S[\varphi_2(\lambda)]$ (30) corresponded to the drop of $L = \mathbf{B}^2 - \mathbf{E}^2$ and the electromagnetic field energy E_{em} from i_0 for the $\beta_0 = 0.05$ in Figs. 2a, 2b and 2c respectively. As is seen from Fig. 2b, we can not find the exact function $\varphi_2(\lambda)$ to obtain zero drop of L because we would have to expand $\varphi_2(\lambda)$ in an infinite functional series in this case.

Thus, we can conclude that the compatibility condition $\beta_0 = \beta_*(i_0)$ does actually exist. It is represented by the boundary solid line in Fig. 1. One can see that the difference between the dashed and solid lines is very slight for small values of i_0, β_0 , and hence we confirm the dependence (26) for a small current density and a potential drop.

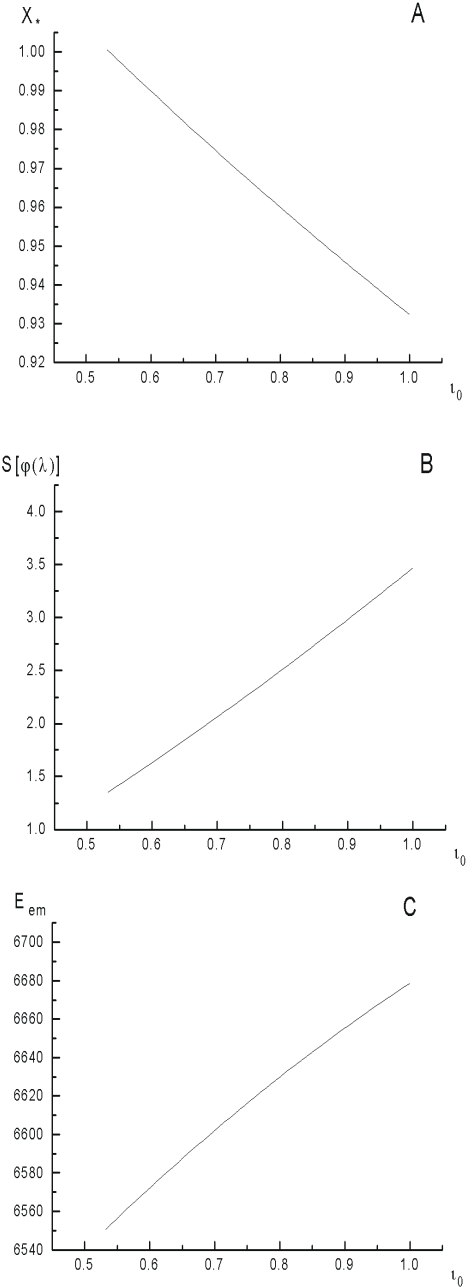


Figure 2. The dependence of the zero point x_* (A), the value of the functional $S[\varphi_2(\lambda)]$ (30) corresponded to the drop of $L = \mathbf{B}^2 - \mathbf{E}^2$ (B) and the electromagnetic field energy E_{em} (C) from i_0 for the $\beta_0 = 0.05$. One can see that for $i_0 = 0.52$, which corresponds to the compatibility condition, we have $x_* = 1$ and the minimum of the values $S[\varphi_2(\lambda)], E_{em}$.

The structure of the magnetosphere for $\beta_0 = 0.05$ and $i_0 = 0.52$, which corresponds to the compatibility condition, is shown in Fig. 3. We see that the zero point of the magnetic field lies just on the light cylinder $x = 1$ and the angle 2ϑ between the intersecting separatrices corresponds to $\tan^2 \vartheta = 1/2$. Therefore, we confirm the hypothesis by Beskin et al (1983) that the shape of the closed region in the presence of all electric current and a potential drop does

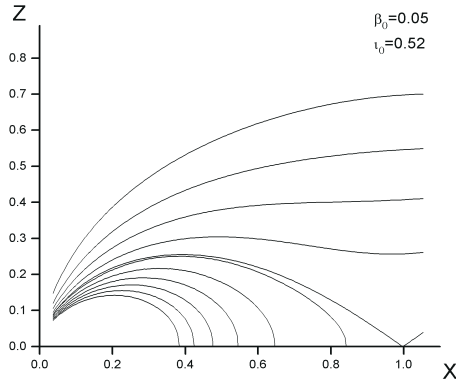


Figure 3. The structure of the axisymmetric magnetosphere of a neutron star for the potential drop and the current density which are connected by the compatibility condition. The zero point is located on the light cylinder $x = 1$ and the angle 2ϑ between the intersecting separatrices corresponds to $\tan^2 \vartheta = 1/2$.

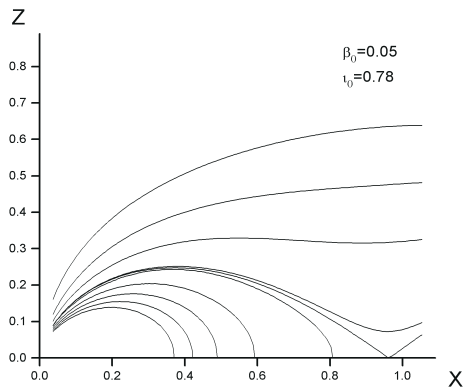


Figure 4. The structure of the axisymmetric magnetosphere of a neutron star for the potential drop and the current density which are far away from the compatibility condition. The zero point is located inside the light cylinder $x = 1$.

not differ greatly from that for the zero current. On the other hand, in Fig. 4 we show an example, where the zero point lies inside the light cylinder ($x_* < 1$). This can be realized for the parameters i_0 and β_0 far from the compatibility condition.

5 DISCUSSION

Thus, we have shown that the compatibility condition between current and potential drop remains true even if we include the boundary condition (24) into consideration. On the other hand, it was shown by Beskin et al (1983) that the relation (25) remains, in general, the same for an inclined rotator as well. For example, the compatibility relation has now the form

$$\beta_0(i_0) = \beta_{max}(\chi) - \left(1 - \frac{i_0^2}{i_{max}^2(\chi)}\right)^{1/2}, \quad (31)$$

where β_{max} and i_{max} depend now on the inclination angle χ .

As a result, the longitudinal current flowing in the neutron star magnetosphere is not a free parameter and determined by the particle creation mechanism in the polar regions. On the other hand, it is the longitudinal current that causes deceleration of pulsar rotation. For example, the total energy losses in the model proposed by Beskin et al (1983) is

$$I_r \Omega \dot{\Omega} = W_{tot} = \frac{f_*^2(\chi)}{8} \frac{B_0^2 \Omega^4 R^6}{c^3} i_0(\beta_0) \cos \chi, \quad (32)$$

where χ is the angle of pulsar inclination, I_r is a moment of inertia of the pulsar and $1.59 < f_*(\chi) < 1.95$.

The full analysis of observational data goes beyond the scope of this paper. However, we briefly recall the main predictions which result from the existence of the Ohm's Law (25).

1. As we understand the nature of pulsars, their radio emission results from a secondary plasma which is produced by a longitudinal electric field near the pulsar surface. Therefore, the condition $\Psi(P, B) = \Psi_{max}$ just determines the maximum period of radio pulsars. For example, in the model with large enough work function (Ruderman & Sutherland 1975; Gurevich & Istomin 1985) we have $P_{max} \approx 1$ s, which is in agreement with observations. Using the compatibility condition $i_0 = i_0(\beta_0)$ and (11), (13), (32), we can rewrite the inequality $P < P_{max}$ in the form $Q < 1$, where

$$Q = 2 \left(\frac{P}{1c}\right)^{11/10} \left(\frac{\dot{P}}{10^{-15}}\right)^{-4/10}.$$

The parameter $Q \approx i_0$, which can be determined from observations, is very convenient for expressing the basic pulsar characteristics (Beskin et al 1984; Taylor & Stinebring 1986; Rankin 1990). For example, in the hollow cone model the ratio of the inner radius r_{in} and the height H of plasma generation region to the polar cap radius R_0 of a pulsar is

$$\frac{r_{in}}{R_0} \sim Q^{7/9}; \quad \frac{H}{R_0} \sim Q.$$

Thus, we can conclude that pulsars with $Q \approx 1$ have a thin cone of emission and hence they have a two-peak radio emission profile. It is these pulsars that have emission nonregularity such as nulling, mode switching, etc. On the contrary, pulsars with $Q \ll 1$ have a stable one-peak profile emission. Such situation is just corresponds to observations (Taylor & Stinebring 1986; Beskin et al 1993).

2. One of the main radio pulsar parameters that characterizes pulsar rotation deceleration is a braking index $n_{br} = \Omega \dot{\Omega} / \dot{\Omega}^2$ which is directly available from observations (Lyne & Graham-Smith 1990). Unfortunately, the braking index is only known for a few radio pulsars. In particular, $n_{br} = 2.24$ for PSR 0540 – 693 and $n_{br} = 2.84$ for PSR 1509 – 58. In the case of vacuum magnetodipole energy losses we have $n_{br} = 3 + 2 \tan^{-2} \chi$, which can not explain the observations. On the other hand, for the current losses (32) and the compatibility relation $i_0(\beta_0)$ (26) we have $n_{br} = 1.93 + 1.5 \tan^2 \chi$, which is in good agreement with observational data.

3. In the Ruderman-Sutherland model (1975) the longitudinal current is equal to the Goldreich-Julian one. Hence,

the energy of particles hitting against the pulsar polar cap is high enough to cause an intensive X-ray emission. This contradicts observational data. Nevertheless, the X-ray emission is only observed to fast-period pulsars which have a considerably smaller current. Then, in accordance with the model discussed and the compatibility condition, the energy of pulsar cap heating is $W_X \approx Q^2 W_{tot}$ (Beskin et al 1993), which is significantly less than the generally accepted estimates because for these pulsars $Q^2 \approx i_0^2 = (j/j_{GJ})^2 \ll 1$. It is necessary to stress that in the Arons model (1993) with a small work function this difficulty is absent.

4. If a pulsar energy lost is caused by longitudinal current, then the braking angular momentum \mathbf{K} is opposite to the magnetic dipole of a neutron star. As a result, the value $\Omega \sin \chi$ remains constant during radio-pulsar evolution. Consequently the angle χ between dipole axis and rotation axis of the pulsar is increasing during pulsar life, while for magnetodipole energy lost it is decreasing.

Thus, as we see, the main predictions of the theory with a large work function and the compatibility condition $\beta_0 = \beta_*(i_0)$ at least do not contradict observational data. Moreover, to confirm the theory, there have recently appeared some indirect observational results such as the absence of evolution of radio-pulsar magnetic field and the statistical conclusion that the initial pulsar periods are about 0.1 – 1 s rather than 1 – 10 ms as for Crab and Vela young pulsars. Of course, the direct measurement of the evolution of pulsar inclination angle χ will be the key-experiment. Unfortunately, such an experiment is impossible to carry out at the present time.

Acknowledgments

The authors thank Ya.N.Istomin, I.Okamoto, N.Shibazaki, and S.Shibata for fruitful discussions. This work was supported by Center for International Studies, Rikkyo University, Tokyo and INTAS Grant 94-3097. LM also thanks the International Soros Student Educational Program for financial support.

REFERENCES

- Alfven H., Fälthammar C.-G. 1963, *Cosmical Electrodynamics*, At the Clarendon Press, Oxford
 Ardavan H., 1979, *MNRAS*, 189, 397
 Arons J., 1983, *ApJ*, 226, 215
 Beskin V.S., Gurevich A.V., Istomin Ya.N., 1983, *Soviet Physics JETP*, 58, 235
 Beskin V.S., Gurevich A.V., Istomin Ya.N., 1984, *ApSS*, 102, 301
 Beskin V.S., Gurevich A.V., Istomin Ya.N., 1993, *Physics of the Pulsar Magnetosphere*, Cambridge Univ. Press, Cambridge
 Bogovalov S.V., 1990, *Soviet Astron. Lett.*, 16, 362
 Bogovalov S.V., 1991, *Soviet Astron.*, 35, 616
 Fitzpatrick R., Mestel L. 1988a, *MNRAS*, 232, 277
 Fitzpatrick R., Mestel L. 1988b, *MNRAS*, 232, 303
 Goldreich P., Julian W.H., 1969, *ApJ*, 160, 971
 Gurevich A.V., Istomin Ya.N., 1985, *Soviet Phys. JETP*, 62, 1
 Henriksen R.N., Norton J.A., 1975, *ApJ*, 201, 719
 Hewish A., Bell S.J., Pilkington J.D., et al 1968, *Nature*, 217, 708
 Lyne A., Graham-Smith F., 1990, *Pulsar Astronomy*, Cambridge Univ. Press, Cambridge
 Lyubarskii Yu. E., 1990, *Sov. Astron. Lett.*, 18, 356
 Mestel L. 1973, *ApSS*, 24, 289
 Mestel L., Pryce M.H.L., 1992, *MNRAS*, 254, 355

- Mestel L., Shibata S., 1994, *MNRAS*, 271, 621
 Mestel L., Wang Y.-M., 1979, *MNRAS*, 188, 799
 Mestel L., Wang Y.-M., 1982, *MNRAS*, 198, 405
 Michel F.C., 1973a, *ApJ*, 180, 207
 Michel F.C., 1973b, *ApJ*, 180, L133
 Michel F.C., 1991, *Theory of Neutron Star Magnetospheres*, Univ. of Chicago Press, Chicago
 Okamoto I., 1974, *MNRAS*, 167, 457
 Rankin J., 1990, *ApJ*, 352, 247
 Ruderman M.A., Sutherland P.G. 1975, *ApJ*, 196, 51
 Scharlemann E.T., Wagoner R.V., 1973, *ApJ*, 182, 951
 Sturrock P.A. 1971, *ApJ*, 164, 529
 Sulkanen M.E., Lovelace R.V.E., 1990, *ApJ*, 350, 732
 Taylor J.H., Stinebring D.R. 1986, *ARA&A*, 24, 285