

Non-Gaussian signature of weak gravitational lensing in the CMB

Serge Winitzki*

DAMTP, University of Cambridge, Cambridge CB3 9EW, UK

(June 7, 1998)

Abstract

Inflationary cosmologies predict Gaussian primordial fluctuations, but subsequent gravitational lensing of the CMB disturbs its Gaussianity. Knowledge of the specific signature of lensing is necessary to distinguish a lensed Gaussian sky from an intrinsically non-Gaussian one. In this paper we investigate the pattern of non-Gaussian features in the CMB resulting from gravitational lensing, both analytically and numerically. We describe the lensed CMB temperature distribution using the formalism of generating functionals and obtain the complete picture of emerging non-Gaussian effects. To test for the signature of lensing in practice, we propose a scale-dependent statistic based on cumulants of the CMB temperature, and we compute that statistic numerically for typical inflationary models. The effect is expected to be most significant at angular scales $\sim 10'$ and its magnitude is within observational capabilities of future satellite missions.

98.62.Sb, 98.70.Vc, 98.80.Cq

Typeset using REVTeX

*email: S.Winitzki@damtp.cam.ac.uk

I. INTRODUCTION

The cosmic microwave background (CMB) radiation is a direct imprint of the primordial matter, and its importance for cosmology cannot be overestimated [1]. The forthcoming MAP [2] and PLANCK [3] satellite missions are expected to carry out high-resolution, low-noise measurements of the CMB temperature and polarization, yielding a stringent test of our theories of cosmological structure formation. One of the pronounced differences between the competing theories is a Gaussian distribution of the density fluctuations in most inflationary theories versus the generically non-Gaussian inhomogeneities in scenarios based on topological defects. For this reason, detection of non-Gaussian features in the CMB is important for distinguishing the cosmological models.

However, even if the fluctuations of the CMB were Gaussian at the surface of last scattering, their later evolution would have introduced certain non-Gaussian features in their distribution. One of such effects is gravitational lensing by matter present along trajectories of the primordial photons. While the effect of weak gravitational lensing on the power spectrum of the CMB fluctuations has been extensively studied (see e.g. [4] and references therein), including its relevance to observations of large-scale structure [5] and cosmological parameter estimation [6], it is only recently that attention has been drawn to the appearance of non-Gaussian signal in the CMB due to weak lensing [7,8].

To identify a sky map as coming from an intrinsically non-Gaussian model rather than from a lensed inflationary one, we need to distinguish the non-Gaussian signature of lensing from that of other processes. The goal of this paper is to investigate in detail the effect of weak gravitational lensing on the distribution of the CMB fluctuations and to fully characterize the emergence of non-Gaussian features. Rather than restrict ourselves to a specific criterion of Gaussianity at the outset, we describe the lensed sky in a general way by using the formalism of generating functionals, somewhat similar to that used in quantum field theory. A description of a random field in terms of a generating functional is equivalent to giving the full probability distribution and in principle is enough to evaluate any field

statistic.

To test for the signature of lensing in practice, we chose a criterion based on cumulants of the temperature distribution [9]. Cumulants are generic additive and scale-sensitive probes of Gaussianity defined through moments of the field and are easy to compute in our context. Recent studies of geometrical criteria of Gaussianity [10] show that the “generalized genus” statistics based on Minkowski functionals [11] are sensitive to the 3-point temperature distribution at points separated by the smallest map scale. A direct examination of that temperature distribution using cumulants yields a statistic essentially equivalent to or possibly more discriminative than the generalized genus. Thus motivated, we apply a cumulant statistic to detect the non-Gaussian effects of lensing.

The distribution of the CMB after lensing depends on the initial CMB power spectrum and on the distribution and evolution of the lensing sources, all of which have to be taken from a particular cosmological model. We compute the effects of lensing in typical inflationary CDM cosmological models, using the program **CMBFAST** [12] to obtain the unlensed CMB power spectrum and the lens distribution. As our Gaussianity test, we evaluate the dimensionless cumulant $\bar{\chi}_{22}(\theta)$ which of all cumulants is expected to show the largest deviation from the Gaussian value $\bar{\chi}_{ij} = 0$, as well as the next largest cumulant $\bar{\chi}_{33}$. Using a wide range of cosmological parameters, we find that the maximum signal as measured by $\bar{\chi}_{22}(\theta)$ is generically expected to be of order 10^{-2} - 10^{-3} at angular scales $\theta \sim 10$ - 20 arcmin. The value of $\bar{\chi}_{33}$ is smaller by several orders of magnitude.

The paper is laid out as follows: In the next section we present an outline and the results of our main calculation of the generating functional for the temperature distribution after lensing, in a model with Gaussian initial fluctuations and Gaussian distribution of lensing sources. The detailed definitions of the formalism are found in Appendix A, while the calculation itself is deferred to Appendix B. We also comment on a generalization of our formalism to non-Gaussian initial conditions and lens distributions. In Section III and Appendix C we compute the observable effect of lensing as measured by the cumulant $\bar{\chi}_{22}(\theta)$ and investigate the possibility to detect this signal, which may just be at the lower limit of

angular resolution and sensitivity of the forthcoming PLANCK mission.

II. NON-GAUSSIAN EFFECTS OF LENSING ON THE CMB

To achieve a clear understanding of non-Gaussianity due to lensing, we first wish to concentrate on the simplest case when both the initial CMB fluctuations and the lensing sources are Gaussian. The effect of lensing is to make a primordial photon appear to originate from a slightly different direction of the sky. Accordingly, one uses the “lensing field” $\mathbf{g}(\mathbf{x})$ to shift the original temperature field $T_0(\mathbf{x})$, so that after lensing it becomes the observed $T(\mathbf{x})$,

$$T(\mathbf{x}) \equiv T_0(\mathbf{x} + \mathbf{g}(\mathbf{x})). \quad (1)$$

The temperature before lensing is taken as a homogeneous Gaussian random field $T_0(\mathbf{x})$ with zero mean and known correlation function

$$\langle T_0(\mathbf{x}) T_0(\mathbf{y}) \rangle \equiv C_0(\mathbf{x} - \mathbf{y}). \quad (2)$$

(Here \mathbf{x} is a point in a region of the 2-dimensional Euclidean space \mathbf{R}^2 which represents a small flat patch of the sky. As we shall see below, all lensing effects appear on sub-degree scales, and the small-angle approximation used throughout this paper suffices for our purposes.) The “lensing field” $\mathbf{g}(\mathbf{x})$ is also assumed to be a homogeneous zero-mean Gaussian random function on \mathbf{R}^2 with values in the same space \mathbf{R}^2 and known (matrix-valued) correlation function

$$\mathbf{C}_g(\mathbf{x} - \mathbf{y}) \equiv \mathbf{C}_g^{kl}(\mathbf{x} - \mathbf{y}) = \frac{1}{2} \delta^{kl} C_g(\mathbf{x} - \mathbf{y}). \quad (3)$$

(The function C_g is the same as C_{gl} in the notation of Ref. [4].) Due to homogeneity, all our correlation functions depend only on distance, $C(\mathbf{x}) = C(|\mathbf{x}|)$.

We shall assume below that the angular displacement \mathbf{g} due to lensing is “small” and it makes sense to expand in \mathbf{g} . Quantitatively, the lensing effect is small if the standard deviation of the deflection angle \mathbf{g} gives a scale at which the original temperature field does

not change appreciably. This condition can be expressed through the real-space correlation functions of the two fields as

$$C_g(0) \ll \frac{C_0(0)}{|C_0''(0)|}. \quad (4)$$

As we verified numerically, this condition holds for all inflationary models. (The values of $C_g(0)$ are $\lesssim 10^{-7}$ while the right hand side of Eq. (4) is typically $\sim 10^{-5}$.)

The correlation functions $C_0(x)$ and $C_g(x)$ can be computed from any given cosmological model. The CMB correlation function is conventionally expressed through the angular power spectrum C_l ,

$$C_0(\theta) = \frac{1}{4\pi} \sum_{l=0}^{\infty} (2l+1) C_l P_l(\cos\theta). \quad (5)$$

The angular displacement $\mathbf{g}(\mathbf{x})$ is found by integrating the transverse gradient of the gravitational potential ϕ from the time of last scattering to the present time. The gravitational potential is related to the fluctuation of the primordial matter density $\delta\rho$ by a Poisson equation. The explicit expressions are derived by several authors (see e.g. [13,4]) and we shall not need to reproduce them here. Although the distribution of density fluctuations $\delta\rho$ and hence of the gravitational potential ϕ may be non-Gaussian due to either primordial topological defects or nonlinear evolution, the averaging over photon trajectories is expected to wash out, due to the central limit theorem, at least some of the non-Gaussianity. We shall comment on more general initial conditions later, and for now we shall assume that a certain model of cosmological structure formation has been chosen and the corresponding correlation matrix \mathbf{C}_g of $\mathbf{g}(\mathbf{x})$ has been computed.

Even if both the original field $T_0(\mathbf{x})$ and the deflection \mathbf{g} are Gaussian, the field $T(\mathbf{x})$ after lensing has a non-Gaussian distribution. We shall describe the distribution of $T(\mathbf{x})$ through its generating functional $Z[J]$ defined as the average

$$Z[J] \equiv \left\langle \exp \left[-i \int J(\mathbf{x}) T(\mathbf{x}) d\mathbf{x} \right] \right\rangle_{T(\mathbf{x})} \equiv \langle \exp[-iJ_x T_x] \rangle_T, \quad (6)$$

which depends on the parameter function $J(\mathbf{x})$. The generating functional of a Gaussian distribution must be a Gaussian functional, such as

$$Z_G[J] = \exp \left[-\frac{1}{2} \int J(\mathbf{x})J(\mathbf{y})C(\mathbf{x}, \mathbf{y})d\mathbf{x}d\mathbf{y} \right] \equiv \exp \left[-\frac{1}{2}J_xJ_yC^{xy} \right]. \quad (7)$$

A distribution with slight deviations from Gaussianity may be described by a generating functional of the form

$$Z[J] = \exp \left[-\frac{1}{2}J_xJ_yC^{xy} + \frac{(-i)^3}{3!}J_xJ_yJ_zC_3^{xyz} + \dots \right], \quad (8)$$

where the Gaussian (quadratic in J) term in the exponential still gives the correlation function $C(\mathbf{x} - \mathbf{y})$, while the coefficients C_n , $n = 3, 4, \dots$ of the non-Gaussian terms are the general cumulants (see Appendix A for a more detailed exposition). Taken together, the cumulants fully characterize the deviations from a Gaussian distribution, and to find them or equivalently the functional of Eq. (8) is the main goal of this section.

We now give a sketch of the calculation of $Z[J]$ for the lensed temperature field; the full details are found in Appendix B. Combining Eqs. (1) and (6) gives

$$Z[J] = \left\langle \exp \left[-i \int J(\mathbf{x})T_0(\mathbf{x} + \mathbf{g}(\mathbf{x}))d\mathbf{x} \right] \right\rangle_{\mathbf{g}, T_0}; \quad (9)$$

here the average must be performed over all realizations of $T_0(\mathbf{x})$ and $\mathbf{g}(\mathbf{x})$. The result can be expressed through the unmodified correlation function $C_0(\mathbf{x})$ and the generating functional

$$Z_g[\mathbf{H}] \equiv \exp \left[-\frac{1}{2}\mathbf{H}_x^T \mathbf{C}_g^{xy} \mathbf{H}_y \right] \quad (10)$$

of the deflection field \mathbf{g} , and we obtain (cf. Eq. (B7))

$$Z[J] = \exp \left[-\frac{1}{2}J_x C_0 \left(\mathbf{x} - \mathbf{y} + i \frac{\delta}{\delta \mathbf{H}(\mathbf{x})} - i \frac{\delta}{\delta \mathbf{H}(\mathbf{y})} \right) J_y \right]_{\mathbf{H}=0} Z_g[\mathbf{H}]. \quad (11)$$

We are actually more interested in finding the logarithm of $Z[J]$ since, as Eq. (8) illustrates, $\ln Z[J]$ is the generating function of the cumulants. If one expands C_0 in the exponential of Eq. (11),

$$Z[J] = \exp \left[-\frac{1}{2}J_x C_0^{xy} J_y - \frac{iJ_x J_y \nabla C_0(\mathbf{x} - \mathbf{y})}{2} \left(\frac{\delta}{\delta \mathbf{H}(\mathbf{x})} - \frac{\delta}{\delta \mathbf{H}(\mathbf{y})} \right) + \frac{J_x J_y \nabla \nabla C_0(\mathbf{x} - \mathbf{y})}{2 \cdot 2!} \left(\frac{\delta}{\delta \mathbf{H}(\mathbf{x})} - \frac{\delta}{\delta \mathbf{H}(\mathbf{y})} \right)^2 + \dots \right]_{\mathbf{H}=0} Z_g[\mathbf{H}], \quad (12)$$

one obtains an expression formally similar to the generating functional of Green's functions in interacting quantum field theory with the "couplings" represented by the coefficients at the functional derivative terms. Following the analogy with quantum field theory, we notice that $\ln Z [J]$ is the sum of the appropriate connected Feynman diagrams having no external lines (as shown in Figs. 1, 2), with vertices being derivatives of $C_0(\mathbf{x})$ of all orders and the "propagator" being $\mathbf{C}_g(\mathbf{x} - \mathbf{y})$. The full expression corresponding to a vertex of arbitrary order is given by Eq. (B9). Unlike the usual perturbation theory, the order of a diagram is now equal to the number of propagators in it, because the smallness of the lensing effect is passed on to the propagator rather than to the vertices. Since the expansion in Eq. (12) is formally to all orders, an infinite number of vertices with arbitrary number of legs arises, but diagrams with many-legged vertices are suppressed because they require more propagators and therefore are of higher order in C_g .

Since all vertices in our diagrams are quadratic in J , each diagram yields an even power of J . After adding up all diagrams, we therefore expect to obtain an expression for the generating functional such as

$$\ln Z [J] = \frac{i^2}{2!} J_x J_y C^{xy} + \frac{i^4}{4!} J_w J_x J_y J_z C_4^{wxyz} + \frac{i^6}{6!} J_u J_v J_w J_x J_y J_z C_6^{uvwxyz} \dots \quad (13)$$

containing only even powers of J , with the even-order cumulants C, C_4, C_6, \dots found as sums of diagrams with the appropriate power of J . The new correlation function $C(\mathbf{x})$ and the fourth-order cumulant C_4 are (to lowest order in C_g) given by the two diagrams in Fig. 1b,

$$C(\mathbf{x}) = C_0(x) + \frac{1}{2} (C_g(0) - C_g(x)) \left(C_0''(x) + \frac{C_0'(x)}{x} \right) + O(C_g^2), \quad (14)$$

$$C_4(\mathbf{w}, \mathbf{x}, \mathbf{y}, \mathbf{z}) = \frac{1}{4} C_0'(|\mathbf{w} - \mathbf{x}|) C_0'(|\mathbf{y} - \mathbf{z}|) C_g(|\mathbf{w} - \mathbf{y}|) \frac{(\mathbf{w} - \mathbf{x}) \cdot (\mathbf{y} - \mathbf{z})}{|\mathbf{w} - \mathbf{x}| |\mathbf{y} - \mathbf{z}|} \\ + (23 \text{ permutations of } \mathbf{w}, \mathbf{x}, \mathbf{y}, \mathbf{z}) + O(C_g^2). \quad (15)$$

(The expression in Eq. (15) is effectively symmetrized in all four parameters.) The higher-order cumulants are more complicated and we shall not write them out explicitly. The

functional of Eq. (13) together with the diagrammatic method of computing the coefficients C , C_4 , C_6 , ... is our main result describing the characteristic non-Gaussian contributions of gravitational lensing.

From the spatial dependence of the terms in Eq. (15) it is clear that the 4-th order cumulant C_4 vanishes for certain combinations of points, for instance $C_4(\mathbf{x}, \mathbf{x}, \mathbf{x}, \mathbf{y}) = 0$. It can be shown that similar restrictions hold for higher-order cumulants and, in particular, that the one-point cumulants $C_n(\mathbf{x}, \mathbf{x}, \dots, \mathbf{x})$ for $n > 2$ vanish, which means that the one-point temperature distribution remains Gaussian. This is a manifestation of the specific signature of gravitational lensing: it only modifies the distribution of relative angular distances between the CMB photons.

The condition that first-order corrections to the power spectrum due to lensing are small is, by inspection of Eq. (14), equivalent to Eq. (4), so the expansion in C_g is justified. In typical cosmological models, the magnitude of C_g is never larger than 10^{-2} in units of the right hand side of Eq. (4). Since the total power of J in a diagram is equal to twice the number of vertices, it follows that diagrams contributing to higher-order cumulants will be suppressed by additional factors of C_g , and the non-Gaussian signal in higher-order cumulants rapidly becomes negligible. The most significant effects of gravitational lensing are therefore expected in the power spectrum (i.e. in $C(\mathbf{x})$) and in the 4-th order cumulant C_4 .

Eqs. (14)–(15) are consistent with the results of Seljak [4] and Bernardeau [8]. Our approach is somewhat similar to that of Ref. [8] where the non-Gaussian contributions to the 2- and 4-point correlators of temperature were investigated by expansion in the angular displacement \mathbf{g} , and the results of Ref. [8] are of course reproduced by the leading-order expressions given by our Eqs. (14)–(15). As also noted by Bernardeau [8], the correction to the power spectrum given by Eq. (14) corresponds, in the lowest order in C_g , to a more precise formula derived in Ref. [4].

Having treated the simplest case of Gaussian fields, we now consider the possible generalization of our method to non-Gaussian initial conditions and lensing source distributions.

Such a generalization can be implemented by introducing new kinds of diagrams contributing to the cumulant expansion. The non-Gaussian effects may not be limited to even-numbered cumulants in that case. The generating functional of the lensed temperature can still be obtained from Eq. (12), where one needs to put in a non-Gaussian generating functional $Z_g[\mathbf{H}]$ to represent the lensing sources as well as a non-Gaussian term (e.g. cubic or quartic in J) in the exponential for each non-vanishing cumulant of the initial CMB distribution. Then a reasoning similar to the one presented here and in Appendix B will again lead to a diagrammatic representation of cumulants. If the initial CMB distribution has nonzero cumulants of odd order, vertices giving odd powers of J will also be present in the diagrams. On the other hand, non-Gaussianities in the lensing sources lead to many-legged “propagators” (Fig. 3). For a generic weakly non-Gaussian distribution, one would expect the magnitude of an n -th order cumulant $C_g^{(n)}$ of the lensing sources to be of order $(C_g)^{n/2}$. Then, despite the infinite proliferation of vertices and propagators, the expression for any given cumulant will always be finite in all orders in C_g and the leading order term will usually be given by few diagrams containing low-order vertices and propagators.

Although the signature of lensing becomes less clear-cut for a non-Gaussian initial CMB distribution, one can still distinguish some intrinsic non-Gaussian features from those due to lensing. For instance, one can show that the cumulant $C_n(\mathbf{x}, \mathbf{x}, \dots, \mathbf{x})$ is unchanged after lensing.

Our formalism seems to require knowledge of the full generating functionals $Z_0[J]$ and $Z_g[\mathbf{H}]$ for the lensing sources and original CMB distributions, but in fact leading-order results can be obtained using only the first few cumulants of those distributions, such as the three-point cumulant of the lensing sources $C_g^{(3)}$ which contributes to C_4 according to the diagram in Fig. 3b. The cumulants of the lensing sources can in principle be estimated from N -body cosmological simulations or from galaxy surveys, which is an interesting direction for future work.

III. EXPECTED EFFECT IN GAUSSIAN CDM MODELS

Many different statistics have been proposed and used to probe for non-Gaussian features in the CMB. Here we shall consider a form of the cumulants-based criteria suggested in [9] which in a way generalizes the skewness and kurtosis [14] and the genus statistics [15].

Our particular form of the cumulant criterion is related to the morphological descriptors of Gaussianity based on Minkowski functionals [11,10], which are a generalization of the topological genus. Minkowski functionals have been applied in Ref. [10] to regularly pixelized maps, and it was found that all three morphological descriptors (the area, the boundary length, and the genus of temperature excursion sets) are effectively determined by the three-point distribution of temperature at nearest neighbor pixels in the map. One might as well inspect this three-point distribution directly and investigate whether it is Gaussian; such analysis would be in principle equivalent to inspection of the Minkowski functional curves calculated from the same map. A standard method of checking that a distribution is Gaussian is by computing its cumulants [16]. Thus we arrive to a criterion of Gaussianity of a CMB map which consists of examination of various cumulants of the three-point distribution of temperature at neighbor pixels. Note that the evaluation of a given cumulant requires to compute certain moments of temperature at neighbor pixel points, and since there is a fixed number of neighbors for each pixel, the total number of necessary operations is linear in the number of pixels in the map.

For the purposes of this paper, however, we shall limit ourselves to considering the two-point cumulants of the distribution of temperature, computed for pairs of points separated by a fixed angular distance θ . The cumulants of a two-variable distribution are labeled by two indices and may be defined by

$$\chi_{mn}(\theta) = i^{m+n} \left. \frac{\partial^m}{\partial p^m} \frac{\partial^n}{\partial q^n} \right|_{x,y=0} \ln \tilde{f}_\theta(p, q) \quad (16)$$

where $\tilde{f}_\theta(p, q)$ is the generating function for the joint distribution. To be definite, we denote the two field values by $f(0)$ and $f(\theta)$, although we imply in our expressions below that

averaging is performed over all pairs of points separated by θ . The formulae for the practical evaluation of cumulants from a given map follow from Eq. (16); they are simplified if the field $f(\mathbf{x}) \equiv \Delta T(\mathbf{x})/T$ has zero mean, as we shall assume. The cumulant χ_{11} corresponds to the lensed power spectrum, while χ_{mn} with $m+n > 2$ represent the non-Gaussian signal. We shall be particularly interested in the cumulant

$$\chi_{22}(\theta) = \langle f(0)^2 f(\theta)^2 \rangle - 2 \langle f(0) f(\theta) \rangle^2 - \langle f(0)^2 \rangle \langle f(\theta)^2 \rangle \quad (17)$$

which characterizes the (appropriately collapsed) 4-point correlation function of temperature. Since the cumulants defined by Eq. (16) have dimension f^{m+n} , it is convenient to normalize them to units of standard deviation $\sigma_0^2 \equiv \langle f(0)^2 \rangle$,

$$\bar{\chi}_{mn}(\theta) \equiv \chi_{mn}(\theta) \sigma_0^{-(m+n)}. \quad (18)$$

The expected value of the cumulants $\chi_{mn}(\theta)$ for the lensed sky is computed in Appendix C where it is shown that the only nonzero cumulants are those with $m = n$. To characterize the magnitude of the effect it is convenient to introduce the parameter

$$\sigma_g^2(\theta) \equiv C_g(0) - C_g(\theta) \quad (19)$$

which describes the relative deviation of photons initially separated by angular distance θ (it corresponds to $\sigma^2(\theta)$ of Ref. [4]). Up to $O(\sigma_g^6)$, the first few cumulants of the lensed sky are (Eqs. (C8)–(C10))

$$\chi_{11}(\theta) = C_0(\theta) + \sigma_g^2 \left[C_0'' + \frac{C_0'}{\theta} \right] + \frac{1}{4} \sigma_g^4 \left[C_0'''' + \frac{2}{\theta} C_0''' - \frac{1}{\theta^2} C_0'' + \frac{1}{\theta^3} C_0' \right] + O(\sigma_g^6), \quad (20)$$

$$\chi_{22}(\theta) = 4\sigma_g^2 (C_0')^2 + 4\sigma_g^4 \left[(C_0'')^2 - \left(\frac{C_0'}{\theta} \right)^2 + 2C_0' \left(C_0''' + \frac{C_0''}{\theta} \right) \right] + O(\sigma_g^6), \quad (21)$$

$$\chi_{33}(\theta) = 72\sigma_g^4 (C_0')^2 C_0'' + O(\sigma_g^6). \quad (22)$$

(In these expressions we imply that σ_g^2 and all derivatives of the correlation function $C_0(x)$ are evaluated at $x = \theta$.) Cumulants χ_{nn} for $n > 3$ are of order $O(\sigma_g^6)$ or smaller, while all other cumulants vanish. This is the specific signature of the gravitational lensing.

Now we turn to numerical estimates of the non-Gaussian signal measured by $\chi_{22}(\theta)$. Our objective is to find the angular scale θ at which the effect is most significant and to determine whether the signal is within our observational capability. To obtain a numerical answer, we need to choose the parameters of a particular cosmological model (the most obvious ones to vary are h , Ω_b , Ω_Λ and n_s) and compute the two correlators, $C_0(\theta)$ for the CMB before lensing and $\sigma_g(\theta)$ for the lensing sources. The resulting functions are then substituted into Eqs. (20)–(22). The CMB power spectrum $l(l+1)C_l/(2\pi)$ can be generated by the program **CMBFAST** [12] and converted to $C(\theta)$ using Eq. (5); the same power spectrum is used to estimate the Gaussian cumulant variances (cf. Eq. (C17)). The latest version of **CMBFAST** also computes the effect of gravitational lensing on the power spectrum following Ref. [4]; the author used the **CMBFAST** code to directly output the lens correlation function $\sigma_g(\theta)$.

The resulting dimensionless cumulants $\bar{\chi}_{22}(\theta)$ and $\bar{\chi}_{33}(\theta)$ are plotted in Fig. 4. We chose two cosmological models which show the typical range and behavior of the cumulants. The generic prediction for all models is a peak in $\bar{\chi}_{22}$ of magnitude $\sim 10^{-2}$ – 10^{-3} at $\theta_* \sim 10'$ – $20'$. In open models ($\Omega < 1$), the peak is generally lower and occurs at larger observed angular scales than in flat models. The numerical results also show that the higher cumulants (as well as the higher-order terms in χ_{22}) are several orders of magnitude smaller, as expected. The variance of the cumulant $\bar{\chi}_{22}$ is typically $\sim 10^{-3}$, which as our graphs show only allows detection at scales near the angle $\theta = \theta_*$ of the maximum signal. It is necessary to note that the variance of the cumulant $\bar{\chi}_{22}$ given by Eq. (C17) is computed for the theoretical limit of infinite-resolution, noiseless, full-sky maps, and a real experiment will give a larger error bar. If the temperature points were completely uncorrelated and pixels were squares of angular size θ_0 , the distribution of pairs at angle θ would be estimated from $N \sim 8\pi\theta_*/\theta_0^3$ independent pairs. For the relative standard error $1/\sqrt{N}$ to be less than 10^{-3} , the map resolution must be $\theta_0 < 15'$. This angular scale is beyond the capabilities of MAP but is at the lower limit of the PLANCK resolution.

It is also easy to see that pixel noise present in the data does not affect the results as long as the signal-to-noise ratio is somewhat larger than 1. Since the cumulants are additive, the

observed value of χ_{22} is the sum of the cumulant values of signal and noise. Uncorrelated pixel noise will only contribute to the variance of χ_{22} which depends on the fourth power of the correlation function. Therefore the contribution to the variance due to pixel noise will be smaller than the intrinsic variance by the signal-to-noise ratio to the fourth power.

In conclusion, we note that the non-Gaussian effect of gravitational lensing is a necessary component of the CMB signal in all cosmological models, and in inflationary scenarios it leads to deviations from the Gaussian distribution which are small but observable by next-generation satellite missions. The formalism of generating functionals uncovers the signature of gravitational lensing, and we have shown that certain cumulant-based statistics can detect it on subdegree scales.

ACKNOWLEDGMENTS

The author is grateful to Richard Battye, Neil Cornish, Arthur Hebecker, Uros Seljak, and Teo Turgut for useful discussions. The author used and adapted the CMBFAST code by Uros Seljak and Matias Zaldarriaga [12]. This work was supported by PPARC rolling grant GR/L21488.

APPENDIX A: WEAKLY NON-GAUSSIAN RANDOM FIELDS

Here we describe the formalism of generating functionals we use to characterize the non-Gaussian features of the CMB. We also give a definition of cumulants.

Recall that the generating function $\tilde{f}(k_1, \dots, k_n)$ of the joint probability density $p(x_1, \dots, x_n)$ for a set of random variables $\mathbf{x} \equiv \{x_1, \dots, x_n\}$ is defined by

$$\tilde{f}(\mathbf{k}) \equiv \langle e^{-i\mathbf{k}\mathbf{x}} \rangle_{\mathbf{x}} = \int \exp(-ik^i x_i) p(\mathbf{x}) d\mathbf{x}. \quad (\text{A1})$$

The expectation value of any function A of \mathbf{x} (treated as a formal series expansion in \mathbf{x}) can be then obtained by differentiation,

$$\langle A(\mathbf{x}) \rangle = A \left[i \frac{\partial}{\partial \mathbf{k}} \right]_{\mathbf{k}=0} \tilde{f}(\mathbf{k}). \quad (\text{A2})$$

A description of the distribution of variables x_i in terms of the generating function $\tilde{f}(\mathbf{k})$ is equivalent to the description in terms of the joint probability density.

In the infinite-dimensional case of random functions (“fields”) on a Euclidean space, we consider the generating functional $Z[J]$ defined as the average

$$Z[J] \equiv \left\langle \exp \left[-i \int J(\mathbf{x}) f(\mathbf{x}) d\mathbf{x} \right] \right\rangle_{f(\mathbf{x})} \equiv \langle \exp[-iJ_x f_x] \rangle_f \quad (\text{A3})$$

over all realizations of $f(\mathbf{x})$. If the generating functional $Z[J]$ for a field $f(\mathbf{x})$ is given, one can obtain the correlation functions of $f(\mathbf{x})$ and averages of any functional A ,

$$\langle f(\mathbf{x}_1) \dots f(\mathbf{x}_n) \rangle = i^n \frac{\delta^n}{\delta J(\mathbf{x}_1) \dots \delta J(\mathbf{x}_n)} \Big|_{J=0} Z[J], \quad (\text{A4})$$

$$\langle A[f(\mathbf{x})] \rangle = A \left[i \frac{\delta}{\delta J(\mathbf{x})} \right]_{J=0} Z[J]. \quad (\text{A5})$$

This implies the normalization $\langle 1 \rangle = Z[0] = 1$.

Let us give an example of how the generating functional $Z[J]$ of a random field $f(\mathbf{x})$ can be directly used to evaluate some field statistics, such as the ones used for CMB analysis. If one is interested in finding the distribution of values $f(\mathbf{x})$ at certain given points $\mathbf{x}_1, \dots, \mathbf{x}_n$, one can obtain such distributions directly from $Z[J]$. Again, we should look for the generating function $\tilde{f}(k_1, \dots, k_n)$ for the distribution of values $f(\mathbf{x}_1), \dots, f(\mathbf{x}_n)$, as defined by Eq. (A1), rather than for the probability density itself. It is easy to show that the generating function $\tilde{f}(k_1, \dots, k_n)$ is found by substituting into $Z[J]$ a suitable function $J(\mathbf{x})$:

$$\tilde{f}(k_1, \dots, k_n) = Z[J(\mathbf{x}) = k_1 \delta(\mathbf{x} - \mathbf{x}_1) + \dots + k_n \delta(\mathbf{x} - \mathbf{x}_n)]. \quad (\text{A6})$$

Another example: The generating function $\tilde{f}(k_0, \mathbf{k})$ for the joint distribution of f and its gradient ∇f taken at a reference point \mathbf{x}_0 is

$$\tilde{f}(k_0, \mathbf{k}) = Z[k_0 \delta(\mathbf{x} - \mathbf{x}_0) - \mathbf{k} \cdot \nabla \delta(\mathbf{x} - \mathbf{x}_0)]. \quad (\text{A7})$$

We turn now to the question of characterizing non-Gaussian features of random fields. It is straightforward to show that the generating functional of a Gaussian distributed random field is a Gaussian functional,

$$Z_G [J] = \exp \left[-i \int \mu(\mathbf{x}) J(\mathbf{x}) d\mathbf{x} - \frac{1}{2} \int J(\mathbf{x}) J(\mathbf{y}) C(\mathbf{x}, \mathbf{y}) d\mathbf{x} d\mathbf{y} \right] \equiv \exp \left[-i\mu J - \frac{1}{2} J_x C^{xy} J_y \right], \quad (\text{A8})$$

where μ is the mean value and C is the correlation function. If the field in question is homogeneous and isotropic, its mean value is a constant $\mu(\mathbf{x}) \equiv \mu$ and the correlation function depends only on the distance, $C(\mathbf{x}, \mathbf{y}) = C(|\mathbf{x} - \mathbf{y}|)$. A general non-Gaussian field will not have the generating functional $Z[J]$ of the form of Eq. (A8); however, we could attempt to express $Z[J]$ as an exponential of a formal series in J , written in condensed notation as

$$Z [J] = \exp \left[-i\mu J - \frac{1}{2} J_x J_y C^{xy} + \frac{(-i)^3}{3!} J_x J_y J_z C_3^{xyz} + \dots \right], \quad (\text{A9})$$

with some functions $C_n(\mathbf{x}_1, \dots, \mathbf{x}_n)$, $n = 3, 4, \dots$ as parameters. For this representation to be possible, it is necessary for all moments of the distribution to be finite, which of course is not the case in general. However, we are interested in distributions which are “weakly non-Gaussian”, and in particular, we expect all moments of such distributions to exist. So we shall take the possibility of a series representation (Eq. (A9)) for the generating functional of a random field as a definition of its *weak* non-Gaussianity.

We regard the coefficients $C_n(\mathbf{x}_1, \dots, \mathbf{x}_n)$, $n = 3, 4, \dots$ (which are in fact the *cumulants* of the distribution of f) as general descriptors of the non-Gaussian features of the random field f . The cumulants can be related to the correlation functions by rewriting Eq. (A9) as

$$C_n(\mathbf{x}_1, \dots, \mathbf{x}_n) = i^n \frac{\delta^n}{\delta J(\mathbf{x}_1) \dots \delta J(\mathbf{x}_n)} \Big|_{J=0} \ln Z [J] \quad (\text{A10})$$

and replacing the resulting derivatives of $Z[J]$ at $J = 0$ by the corresponding correlation functions. It follows that $C_1 = \mu$ and $C_2(\mathbf{x}, \mathbf{y}) = C(\mathbf{x} - \mathbf{y})$ are the mean and the correlation function of the distribution, and for example the third-order cumulant is

$$C_3(\mathbf{x}, \mathbf{y}, \mathbf{z}) = \langle f(\mathbf{x}) f(\mathbf{y}) f(\mathbf{z}) \rangle - [C(\mathbf{x} - \mathbf{y}) + C(\mathbf{y} - \mathbf{z}) + C(\mathbf{z} - \mathbf{x})] \mu + 2\mu^3. \quad (\text{A11})$$

Because $\ln Z[J]$ is the generating functional of cumulants, similarly to the generating functional of connected Green's functions in quantum field theory, the cumulants are sometimes called the ‘‘connected moments’’. For a Gaussian distribution, all cumulants C_n with $n \geq 3$ vanish by construction.

A convenient property of the cumulants C_n (to which they owe their name) is additivity: if f is a sum of two statistically independent distributions g and h , then the generating functional Z_f for f will be the product $Z_f[J] = Z_g[J] Z_h[J]$ of the generating functionals for g and h . Because of the logarithm in Eq. (A10), the cumulants for g and h will add to give the cumulants for f .

The description of a non-Gaussian field in terms of the cumulants C_n is a compact way to put together the information from all n -point correlation functions.

APPENDIX B: GENERATING FUNCTIONAL FOR COMPOSITION OF FIELDS

Here we compute the generating functional for the lensed field of Eq. (1). The average over the space of realizations of $T(\mathbf{x})$ means the average over $T_0(\mathbf{x})$ and $\mathbf{g}(\mathbf{x})$. We assume that both $T_0(\mathbf{x})$ and $\mathbf{g}(\mathbf{x})$ are Gaussian distributed with generating functionals

$$Z_0[R] = \exp \left[-\frac{1}{2} \int R(\mathbf{x}) C_0(\mathbf{x} - \mathbf{y}) R(\mathbf{y}) dx dy \right] \equiv \exp \left[-\frac{1}{2} R_x C_0^{xy} R_y \right], \quad (\text{B1})$$

$$Z_g[\mathbf{H}] = \exp \left[-\frac{1}{2} \int \mathbf{H}^T(\mathbf{x}) \mathbf{C}_g(\mathbf{x} - \mathbf{y}) \mathbf{H}(\mathbf{y}) dx dy \right] \equiv \exp \left[-\frac{1}{2} \mathbf{H}_x^T \mathbf{C}_g^{xy} \mathbf{H}_y \right] \quad (\text{B2})$$

(in the last expression, \mathbf{H} is an R^n -valued function and matrix multiplication is implied between \mathbf{C}_g and \mathbf{H}).

According to Eq. (A5), the generating functional for $T(\mathbf{x})$ is formally written by substituting $i\delta/\delta R$ instead of T_0 and $i\delta/\delta \mathbf{H}$ instead of \mathbf{g} in Eq. (A3),

$$Z[J] \equiv \left\langle \exp \left(-i \int J(\mathbf{x}) T_0(\mathbf{x} + \mathbf{g}(\mathbf{x})) d\mathbf{x} \right) \right\rangle_{T_0, \mathbf{g}}$$

$$= \exp \left(\int d\mathbf{x} J(\mathbf{x}) \frac{\delta}{\delta R \left(\mathbf{x} + i \frac{\delta}{\delta \mathbf{H}(\mathbf{x})} \right)} \right)_{R=0, \mathbf{H}=0} Z_0 [R] Z_g [\mathbf{H}]. \quad (\text{B3})$$

To make the calculation clearer, we first evaluate the average only with respect to T_0 , which corresponds to taking the derivative $\delta/\delta R$. We temporarily introduce the inverse shift function $\tilde{\mathbf{g}}(\mathbf{x})$ which satisfies $\mathbf{g}(\mathbf{x}) = \tilde{\mathbf{g}}[\mathbf{x} + \mathbf{g}(\mathbf{x})]$ so that we can change variables

$$\int J(\mathbf{x}) T_0(\mathbf{x} + \mathbf{g}(\mathbf{x})) d\mathbf{x} = \int J(\mathbf{z} - \tilde{\mathbf{g}}(\mathbf{z})) T_0(\mathbf{z}) d\mathbf{z}. \quad (\text{B4})$$

(We shall not need an explicit expression for $\tilde{\mathbf{g}}(\mathbf{x})$ in what follows.) Then we obtain

$$\begin{aligned} & \left\langle \exp \left(-i \int J(\mathbf{x}) T_0(\mathbf{x} + \mathbf{g}(\mathbf{x})) d\mathbf{x} \right) \right\rangle_{T_0} = Z_0 [J(\mathbf{x} - \tilde{\mathbf{g}}(\mathbf{x}))] \\ & = \exp \left[-\frac{1}{2} \int d\mathbf{x} \int d\mathbf{y} J(\mathbf{x} - \tilde{\mathbf{g}}(\mathbf{x})) C_0(\mathbf{x} - \mathbf{y}) J(\mathbf{y} - \tilde{\mathbf{g}}(\mathbf{y})) \right] \\ & = \exp \left[-\frac{1}{2} \int d\mathbf{x} \int d\mathbf{y} J(\mathbf{x}) C_0(\mathbf{x} - \mathbf{y} + \mathbf{g}(\mathbf{x}) - \mathbf{g}(\mathbf{y})) J(\mathbf{y}) \right] \equiv \exp \left[-\frac{1}{2} J_x \tilde{C}^{xy} [\mathbf{g}] J_y \right]. \end{aligned} \quad (\text{B5})$$

The correlation function can be expanded as

$$\begin{aligned} \tilde{C}^{xy} [\mathbf{g}] & \equiv C_0[\mathbf{x} - \mathbf{y} + \mathbf{g}(\mathbf{x}) - \mathbf{g}(\mathbf{y})] = C_0^{xy} + [g^k(\mathbf{x}) - g^k(\mathbf{y})] \nabla_k C_0(\mathbf{x} - \mathbf{y}) \\ & \quad + \frac{[g^k(\mathbf{x}) - g^k(\mathbf{y})][g^l(\mathbf{x}) - g^l(\mathbf{y})]}{2} \nabla_k \nabla_l C_0(\mathbf{x} - \mathbf{y}) + O(\mathbf{g}^3). \end{aligned} \quad (\text{B6})$$

We now only need to substitute $i\delta/\delta \mathbf{H}$ instead of \mathbf{g} to express the generating functional as

$$Z[J] = \exp \left[-\frac{1}{2} J_x C_0 \left(\mathbf{x} - \mathbf{y} + i \frac{\delta}{\delta \mathbf{H}(\mathbf{x})} - i \frac{\delta}{\delta \mathbf{H}(\mathbf{y})} \right) J_y \right]_{H=0} \exp \left[-\frac{1}{2} \mathbf{H}_x^T \mathbf{C}_g^{xy} \mathbf{H}_y \right]. \quad (\text{B7})$$

The expression of Eq. (B7) is of course understood in the sense of perturbative expansion as shown by Eq. (B6), yielding a sum of terms with functional derivatives of increasing order. In the context of weak lensing, the correlation function C_g can be regarded as a small parameter in the sense of Eq. (4), and expansion in powers of C_g is a natural choice. Each pair of functional differentiations $\delta/\delta \mathbf{H}$ applied to the Gaussian generating functional $Z_g[\mathbf{H}]$

would add at least one more power of C_g , therefore the expansion in C_g is consistent with truncating the operator series at a finite order of functional derivatives.

Exploring the quantum field theory analogy further, we regard Eq. (B7) as the generating functional of Green's functions for an interacting quantum field, with an "interaction vertex" for each term of the expansion in gradients of C_0 . The connected Green's functions of this theory are generated by $\ln Z[J]$, which in our context is the generating functional of cumulants. According to standard rules, we can express $\ln Z[J]$ as the sum of all connected diagrams made up of vertices $V^{(n)}$ with any number of legs $n \geq 1$; the propagator is the matrix $\mathbf{C}_g(\mathbf{x} - \mathbf{y})$. Since all functional derivatives are taken at $\mathbf{H} = 0$, the resulting diagrams are all "vacuum diagrams" without external legs (Figs. 1, 2).

To obtain the general expression $V^{(n)}$ for the vertex with n legs, we need to consider the n -th term in the expansion of the correlation function,

$$C_0(\mathbf{x} - \mathbf{y} + \mathbf{g}(\mathbf{x}) - \mathbf{g}(\mathbf{y})) = C_0(\mathbf{x} - \mathbf{y}) + (g^k(\mathbf{x}) - g^k(\mathbf{y})) \nabla_k C_0(\mathbf{x} - \mathbf{y}) + \dots + \frac{1}{n!} \int \nabla_{k_1} \dots \nabla_{k_n} C_0(\mathbf{x} - \mathbf{y}) \prod_i [\delta(\mathbf{x}_i - \mathbf{x}) - \delta(\mathbf{x}_i - \mathbf{y})] \prod_i g^{k_i}(\mathbf{x}_i) d\mathbf{x}_i + \dots \quad (\text{B8})$$

The required vertex coefficient is the factor at $\prod_i g^{k_i}(\mathbf{x}_i) d\mathbf{x}_i$ without the $n!$ denominator, integrated with $d\mathbf{x} d\mathbf{y} J(\mathbf{x}) J(\mathbf{y})/2$,

$$V_{k_1 \dots k_n}^{(n)}(\mathbf{x}_1, \dots, \mathbf{x}_n) = \frac{1}{2} \int d\mathbf{x} d\mathbf{y} J(\mathbf{x}) J(\mathbf{y}) \nabla_{k_1} \dots \nabla_{k_n} C_0(\mathbf{x} - \mathbf{y}) \prod_i [\delta(\mathbf{x}_i - \mathbf{x}) - \delta(\mathbf{x}_i - \mathbf{y})]. \quad (\text{B9})$$

Each leg of a vertex is labeled by a spatial variable \mathbf{x}_i and an index k_i . The first two vertices computed from Eq. (B9) are

$$V_k^{(1)}(\mathbf{x}) = J(\mathbf{x}) \int J(\mathbf{y}') \nabla_k C_0(\mathbf{x} - \mathbf{y}') d\mathbf{y}', \quad (\text{B10})$$

$$V_{kl}^{(2)}(\mathbf{x}, \mathbf{y}) = -J(\mathbf{x}) J(\mathbf{y}) \nabla_k \nabla_l C_0(\mathbf{x} - \mathbf{y}) + \delta(\mathbf{x} - \mathbf{y}) J(\mathbf{x}) \int J(\mathbf{y}') \nabla_k \nabla_l C_0(\mathbf{x} - \mathbf{y}') d\mathbf{y}' \quad (\text{B11})$$

(in the last expressions all integrations are made explicit, and we made use of the symmetry of the correlation function C_0). Summation over indices and integration over spatial variables are performed when connecting lines, as usual.

Since we are expanding in C_g , the order of the diagram is equal to the number of the propagators. One can also obtain all diagrams of a given order by selecting the term of the given order in C_g out of the expansion of $Z_g[\mathbf{H}]$ in Eq. (B7) and acting with the functional derivatives on that term. Since each n -th power of C_g is accompanied by the $(2n)$ -th power of \mathbf{H} , the only surviving derivatives will be of order not greater than $2n$, which limits the possible vertices in the diagrams to a finite set.

Since each vertex is quadratic in J , a connected diagram with n vertices $V^{(k_1)}, \dots, V^{(k_n)}$ is of order $(C_g)^{k_1+\dots+k_n}$ and contributes to the cumulant C_{2n} . The lowest-order diagrams are those with one propagator (Fig. 1b); they yield leading-order expressions for $C_2 \equiv C$ and C_4 . Computing the diagrams in Fig. 1b only requires the vertices $V^{(1)}$ and $V^{(2)}$ and gives Eqs. (14)–(15) after accounting for the factorial coefficients in Eq. (A9) and combinatorial factors.

APPENDIX C: TWO-POINT CUMULANTS OF THE LENSED SKY

The two-point cumulants χ_{mn} can be straightforwardly obtained from the generating functional $\ln Z[J]$ of Eq. (13); as described in Appendix A, one needs to substitute the indicator function

$$J_{pq}(\mathbf{x}) = p\delta(\mathbf{x}) + q\delta(\mathbf{x} - \theta) \quad (\text{C1})$$

into the generating functional and collect terms of the form $p^m q^n$. However, it is somewhat simpler to use Eq. (C1) directly with Eq. (11) to derive the diagram rules specifically for the generating function $Z_\chi(p, q)$ of two-point cumulants,

$$Z_\chi(p, q) = \left\langle \exp \left[-\frac{\sigma_0^2}{2} (p^2 + q^2) - pqC_0 [\theta + \mathbf{g}(\theta) - \mathbf{g}(0)] \right] \right\rangle_{\mathbf{g}}. \quad (\text{C2})$$

Since only the difference $\Delta\mathbf{g} \equiv \mathbf{g}(\theta) - \mathbf{g}(0)$ enters Eq. (C2), we can simplify it by considering $\Delta\mathbf{g}$ as a random (vector-valued) variable whose distribution is specified by the generating function

$$\begin{aligned}
Z_{\Delta g}(\mathbf{h}) &\equiv \langle \exp[-i\mathbf{h} \cdot (\mathbf{g}(\theta) - \mathbf{g}(0))] \rangle \\
&= Z_g[\mathbf{H} = (\delta(x - \theta) - \delta(x)) \mathbf{h}] = \exp[-h^2 (C_g(0) - C_g(\theta))]. \tag{C3}
\end{aligned}$$

By a procedure similar to that we used above, we arrive to the following diagram rules. For each $n = 1, 2, \dots$ there is a vertex V_n with n legs labeled by indices k_1 to k_n , and the coefficient corresponding to the vertex is

$$V_n = pq \nabla_{k_1} \dots \nabla_{k_n} C_0(\theta), \tag{C4}$$

where the gradients are taken in the 2-dimensional Euclidean space, for instance

$$\nabla_k C_0(x) = C'_0(x) \frac{x_k}{|\mathbf{x}|}, \tag{C5}$$

$$\nabla_k \nabla_l C_0(x) = C''_0(x) \frac{x_k x_l}{|\mathbf{x}|^2} + C'_0(x) \frac{x^2 \delta_{kl} - x_k x_l}{|\mathbf{x}|^3}. \tag{C6}$$

(Since we only consider small patches of the sky, we use Cartesian 2-dimensional vectors \mathbf{x} interchangeably with the angular coordinate θ to denote points.) The “propagator” is

$$2[C_g(0) - C_g(\theta)] \delta_{kl} \equiv 2\sigma_g^2(\theta) \delta_{kl} \tag{C7}$$

where the δ -tensor effectively sums over indices labeling the vertex legs. As usual in perturbation theory, one should count all diagrams differing by the way the vertices are connected and divide by the resulting combinatorial factor.

The cumulant χ_{mn} is obtained by adding all diagrams which give $p^m q^n$ (with appropriate combinatorial factors) and multiplying by $(m!n!)$. Since p and q enter the diagrams only in the combination pq , it follows that only cumulants χ_{mn} with $m = n$ are nonzero. The cumulant χ_{11} is given by the sum of diagrams with one vertex; the lowest-order ones are the first diagram in Fig. 1(b) and the diagram in Fig. 2(a). These two diagrams give

$$\begin{aligned}
\chi_{11}(\theta) &= C_0(\theta) + \sigma_g^2 \left[C''_0 + \frac{C'_0}{\theta} \right] \\
&\quad + \frac{1}{4} \sigma_g^4 \left[C''''_0 + \frac{2}{\theta} C'''_0 - \frac{1}{\theta^2} C''_0 + \frac{1}{\theta^3} C'_0 \right] + O(\sigma_g^6). \tag{C8}
\end{aligned}$$

(Here and below we imply that σ_g^2 and all derivatives of the correlation function $C_0(x)$ are evaluated at $x = \theta$.) Diagrams with two vertices in Fig. 1(c) and Fig. 2(b) contribute to the cumulant $\chi_{22}(\theta)$,

$$\chi_{22}(\theta) = 4\sigma_g^2 (C'_0)^2 + 4\sigma_g^4 \left[(C''_0)^2 - \left(\frac{C'_0}{\theta} \right)^2 + 2C'_0 \left(C'''_0 + \frac{C''_0}{\theta} \right) \right] + O(\sigma_g^6). \quad (\text{C9})$$

The diagram in Fig. 2(c) gives the leading-order expression for the cumulant χ_{33} ,

$$\chi_{33}(\theta) = 72\sigma_g^4 (C'_0)^2 C''_0 + O(\sigma_g^6). \quad (\text{C10})$$

Finally, estimate the variance of the cumulant $\chi_{22}(\theta)$ for Gaussian skies. Because the temperature values are correlated, the set of all pairs of points separated by the angular distance θ is not a statistically independent sample. The cumulant estimator $\hat{\chi}_{22}$ for a random function $f(\mathbf{x})$ is a random variable expressed through $f(\mathbf{x})$ as (cf. Eq. (17))

$$\hat{\chi}_{22} = \frac{1}{A} \int_{|\mathbf{x}-\mathbf{x}'|=\theta} f^2(\mathbf{x})f^2(\mathbf{x}')d\mathbf{x}d\mathbf{x}' - 2 \left[\frac{1}{A} \int_{|\mathbf{x}-\mathbf{x}'|=\theta} f(\mathbf{x})f(\mathbf{x}')d\mathbf{x}d\mathbf{x}' \right]^2 - \left[\frac{1}{A} \int f^2(\mathbf{x})d\mathbf{x} \right]^2 \quad (\text{C11})$$

(here A is the area of the integration region). The expectation value of $(\hat{\chi}_{22})^2$ involves at least a double integration over the observed region,

$$\langle (\hat{\chi}_{22})^2 \rangle = \frac{1}{A^2} \int_{|\mathbf{x}-\mathbf{x}'|=\theta} d\mathbf{x}d\mathbf{x}' \int_{|\mathbf{y}-\mathbf{y}'|=\theta} d\mathbf{y}d\mathbf{y}' f^2(\mathbf{x})f^2(\mathbf{x}')f^2(\mathbf{y})f^2(\mathbf{y}') + \dots \quad (\text{C12})$$

The angle θ is typically much smaller than the separation between \mathbf{x} and \mathbf{y} in the integrals of Eq. (C12), and we can replace \mathbf{x}' by \mathbf{x} , \mathbf{y}' by \mathbf{y} and so on in that equation:

$$\langle (\hat{\chi}_{22})^2 \rangle \approx \frac{1}{A^2} \int f^4(\mathbf{x})f^4(\mathbf{y})d\mathbf{x}d\mathbf{y} - \frac{6}{A^3} \int f^4(\mathbf{x})f^2(\mathbf{y})f^2(\mathbf{z})d\mathbf{x}d\mathbf{y}d\mathbf{z} \quad (\text{C13})$$

$$+ \frac{9}{A^4} \int f^2(\mathbf{w})f^2(\mathbf{x})f^2(\mathbf{y})f^2(\mathbf{z})d\mathbf{w}d\mathbf{x}d\mathbf{y}d\mathbf{z}, \quad (\text{C14})$$

where the integrations in \mathbf{w} , \mathbf{x} , \mathbf{y} , \mathbf{z} are over all sky. This approximation is equivalent to replacing $\chi_{22}(\theta)$ by the one-point cumulant

$$\chi_4 = \langle f^4 \rangle - 3 \langle f^2 \rangle^2 \quad (\text{C15})$$

which is adequate for estimating the approximately θ -independent variance of $\chi_{22}(\theta)$ at small θ . If the distribution of f is Gaussian with zero mean and correlation function $C_0(\mathbf{x})$, then Eq. (C14) gives after some algebra

$$\begin{aligned} \langle (\hat{\chi}_{22})^2 \rangle &\approx \frac{432}{A^3} \int C_0(\mathbf{x}) C_0(\mathbf{y}) C_0(\mathbf{z} - \mathbf{x}) C_0(\mathbf{z} - \mathbf{y}) d\mathbf{x} d\mathbf{y} d\mathbf{z} \\ &\quad - \frac{36}{A^2} \left[\int C_0^2(\mathbf{x}) d\mathbf{x} \right]^2 + \frac{24}{A} \int C_0^4(\mathbf{x}) d\mathbf{x}. \end{aligned} \quad (\text{C16})$$

The first two integrals can be expressed through the angular power spectrum, and we obtain

$$\langle (\hat{\chi}_{22})^2 \rangle \approx \frac{432}{(4\pi)^4} \sum_l (2l+1) C_l^4 - \frac{36}{(4\pi)^2} \left[\sum_l (2l+1) C_l^2 \right]^2 + 12 \int_0^\pi C_0^4(\theta) \sin \theta d\theta. \quad (\text{C17})$$

This is the final formula we use for the variance of the cumulant estimator $\chi_{22}(\theta)$ at small angles θ .

APPENDIX D: AN ALGORITHM FOR COMPUTING N -POINT CUMULANTS

Cumulants of a distribution of n variables x_1, \dots, x_n are labeled by n indices k_1, \dots, k_n and can be defined by

$$\chi_{k_1 \dots k_n} \equiv \left(i \frac{\partial}{\partial p_1} \right)^{k_1} \dots \left(i \frac{\partial}{\partial p_n} \right)^{k_n} \bigg|_{x_i=0} \ln \tilde{f}(p_1, \dots, p_n), \quad (\text{D1})$$

where \tilde{f} is the generating function for the joint distribution of x_i . We call $k_1 + \dots + k_n$ the *order* of the cumulant $\chi_{k_1 \dots k_n}$. The moments of the distribution are expressed through the same generating function as

$$\mu_{k_1 \dots k_n} \equiv \langle x_1^{k_1} \dots x_n^{k_n} \rangle = \left(i \frac{\partial}{\partial p_1} \right)^{k_1} \dots \left(i \frac{\partial}{\partial p_n} \right)^{k_n} \bigg|_{x_i=0} \tilde{f}(p_1, \dots, p_n). \quad (\text{D2})$$

Although Eqs. (D1)–(D2) allow to express all cumulants through the moments, a direct calculation for all combinations of indices is cumbersome to implement. We present a compact recursive algorithm for computing all χ 's whereby the cumulants corresponding to all combinations of k 's are evaluated using the previously computed cumulants of lower orders.

For the case $n = 1$, this algorithm is given in Ref. [16] and is based on the identity

$$\mu_s = \sum_{k=0}^s \binom{s-1}{k-1} \chi_k \mu_{s-k}. \quad (\text{D3})$$

Here we imply that $\chi_0 \equiv 0$ and $\mu_0 = 1$, and that binomial coefficients with negative entries vanish. From Eq. (D3) we can recursively express χ_s through the lower-order cumulants,

$$\chi_s = \mu_s - \sum_{k=0}^{s-1} \binom{s-1}{k-1} \chi_k \mu_{s-k}. \quad (\text{D4})$$

In the general case $n > 1$, we need an analog of the identity of Eq. (D3). The resulting formula turns out to be

$$\mu_{s_1 \dots s_n} = \sum_{k_1=0}^{s_1} \dots \sum_{k_n=0}^{s_n} \frac{k_1 + \dots + k_n}{s_1 + \dots + s_n} \binom{s_1}{k_1} \dots \binom{s_n}{k_n} \chi_{k_1 \dots k_n} \mu_{s_1 - k_1, \dots, s_n - k_n}, \quad (\text{D5})$$

from which one obtains the cumulant $\chi_{s_1 \dots s_n}$ as a function of moments μ and cumulants χ of lower orders. Using Eq. (D5), one can organize the computation of all cumulants order by order in an iterative manner. Given N sample realizations of the set of random variables $\{x_i\}$, one first calculates the moments $\mu_{s_1 \dots s_n}$ up to the required order; this takes a number of operations linear in N . The first-order cumulants $\chi_{100 \dots 0}$, $\chi_{010 \dots 0}$ etc. are equal to the similarly labeled moments. Thus having obtained the base of induction, one iterates through increasing order of the cumulants index by index, using Eq. (D5) to express the next cumulant through moments and previously computed cumulants of lower orders.

Now we outline the derivation of Eq. (D5). We combine Eqs. (D1) and (D2) into an identity

$$\exp \left[\sum_{k_i=0}^{\infty} \chi_{k_1 \dots k_n} \frac{p_1^{k_1} \dots p_n^{k_n}}{k_1! \dots k_n!} \right] = \sum_{k_i=0}^{\infty} \mu_{k_1 \dots k_n} \frac{p_1^{k_1} \dots p_n^{k_n}}{k_1! \dots k_n!} \equiv \sum_{[k]} \mu_{[k]} \frac{[p^k]}{[k]!}. \quad (\text{D6})$$

Regarding $\mu_{k_1 \dots k_n} \equiv \mu_{[k]}$ as functions of χ 's, we take the partial derivative of Eq. (D6) with respect to $\chi_{[k]}$ for a fixed multi-index $[k]$. By equating the coefficients at $p_1^{s_1} \dots p_n^{s_n} \equiv [p^s]$ we obtain the relation

$$\frac{\partial}{\partial \chi_{[k]}} \mu_{[s]} = \frac{[s]!}{[k]! [s-k]!} \mu_{[s-k]}, \quad (\text{D7})$$

where the multi-index $[s-k]$ means $\{(s_1 - k), \dots, (s_n - k_n)\}$ in our condensed notation. We also introduce for convenience the generalized binomial coefficient

$$\binom{[s]}{[k]} \equiv \frac{[s]!}{[k]![s-k]!} = \binom{s_1}{k_1} \cdots \binom{s_n}{k_n}. \quad (\text{D8})$$

The form of Eq. (D3) leads us to conjecture that the generalized identity should look like

$$\mu_{[s]} = \sum_{k_1=0}^{s_1} \cdots \sum_{k_n=0}^{s_n} \left\{ \begin{matrix} s \\ k \end{matrix} \right\} \chi_{[k]} \mu_{[s-k]} \quad (\text{D9})$$

with some combinatorial coefficients $\left\{ \begin{matrix} s \\ k \end{matrix} \right\}$ which should be similar to those of Eq. (D8). The requirement that these coefficients must satisfy Eq. (D7) leads after some algebra to

$$\left\{ \begin{matrix} s \\ k \end{matrix} \right\} = \frac{\sum k_i}{\sum s_i} \binom{[s]}{[k]}, \quad (\text{D10})$$

which yields Eq. (D5) after substitution into Eq. (D9).

REFERENCES

- [1] G. Jungman, M. Kamionkowski, A. Kosowsky, D. N. Spergel, Phys. Rev. D **54**, 1332 (1996).
- [2] C. L. Bennett, Bull. Am. Astron. Soc. **189**, 8805 (1996). See also the MAP page “<http://map.gsfc.nasa.gov/>”.
- [3] The PLANCK project, “<http://astro.estec.esa.nl/SA-general/Projects/Planck/>”.
- [4] U. Seljak, Ap. J. **463**, 1 (1996).
- [5] E. V. Linder, Astron. Astrophys. **323**, 305 (1997); M. Sugimotohara, T. Sugimotohara, and D. N. Spergel, Ap. J. **495**, 511 (1998).
- [6] R. Stompor and G. Efstathiou, preprint astro-ph/9805294 (1998).
- [7] F. Bernardeau, Astron. Astrophys. **324**, 1 (1997).
- [8] F. Bernardeau, preprint astro-ph/9802243 (1998).
- [9] P. G. Ferreira, J. Magueijo, and J. Silk, Phys. Rev. D **56**, 4592 (1997).
- [10] S. Winitzki and A. Kosowsky, New Astronomy **3**, 75 (1997).
- [11] J. Schmalzing and T. Buchert, Ap. J. **482**, L1 (1997); J. Schmalzing and K. M. Gorski, preprint astro-ph/9710185 (MNRAS, in press, 1998).
- [12] U. Seljak and M. Zaldarriaga, Ap. J. **469**, 437 (1996); M. Zaldarriaga and U. Seljak, preprint astro-ph/9803150 (1998). The CMBFAST program is available at “<http://arc-turus.mit.edu:80/~matiasz/CMBFAST/cmbfast.html>”.
- [13] U. Seljak, Ap. J. **436**, 509 (1994).
- [14] X. Luo and D. Schramm, Phys. Rev. Lett. **71**, 1124 (1993); A. Gangui, F. Lucchin, S. Mattarese, and S. Mollerach, Ap. J. **430**, 447 (1994).

- [15] P. Coles, MNRAS **234**, 509 (1989); J. R. Gott et al., Ap. J. **352**, 1 (1990); G. Smoot et al., Ap. J. **437**, 1 (1994).
- [16] M. G. Kendall and A. Stuart, *The Advanced Theory of Statistics*, 4th ed., Charles Griffin (1977).

FIGURES

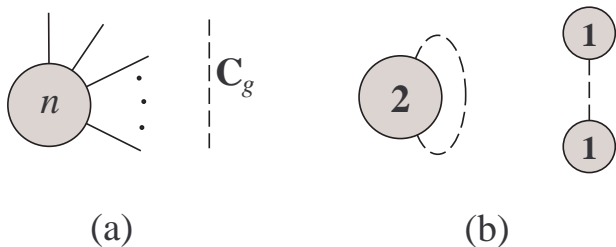


FIG. 1. Diagram representation of the generating function for the lensed sky. (a) A vertex labeled n has n legs, corresponding to n -th derivative of C_0 . The propagator corresponds to the lensing correlation function C_g . (b) Lowest-order diagrams with one propagator lead to corrections in the power spectrum and a non-Gaussian 4-point correlation function.

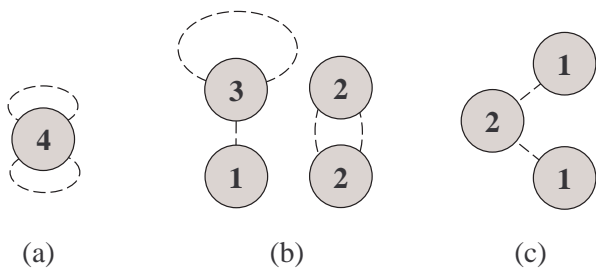


FIG. 2. Diagrams leading to second-order effects: (a) correction to the power spectrum, (b) second-order terms in the cumulant χ_{22} , (c) leading-order term in the cumulant χ_{33} .

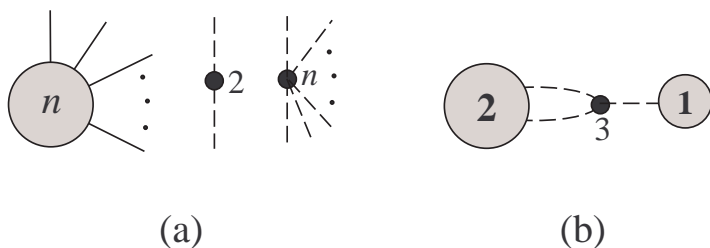


FIG. 3. Diagrams for non-Gaussian initial conditions. (a) In addition to previous types of diagrams, there are “propagators” with more than two legs which correspond to non-Gaussian lensing sources. (b) An example of a new diagram contributing to the 4-point cumulant.

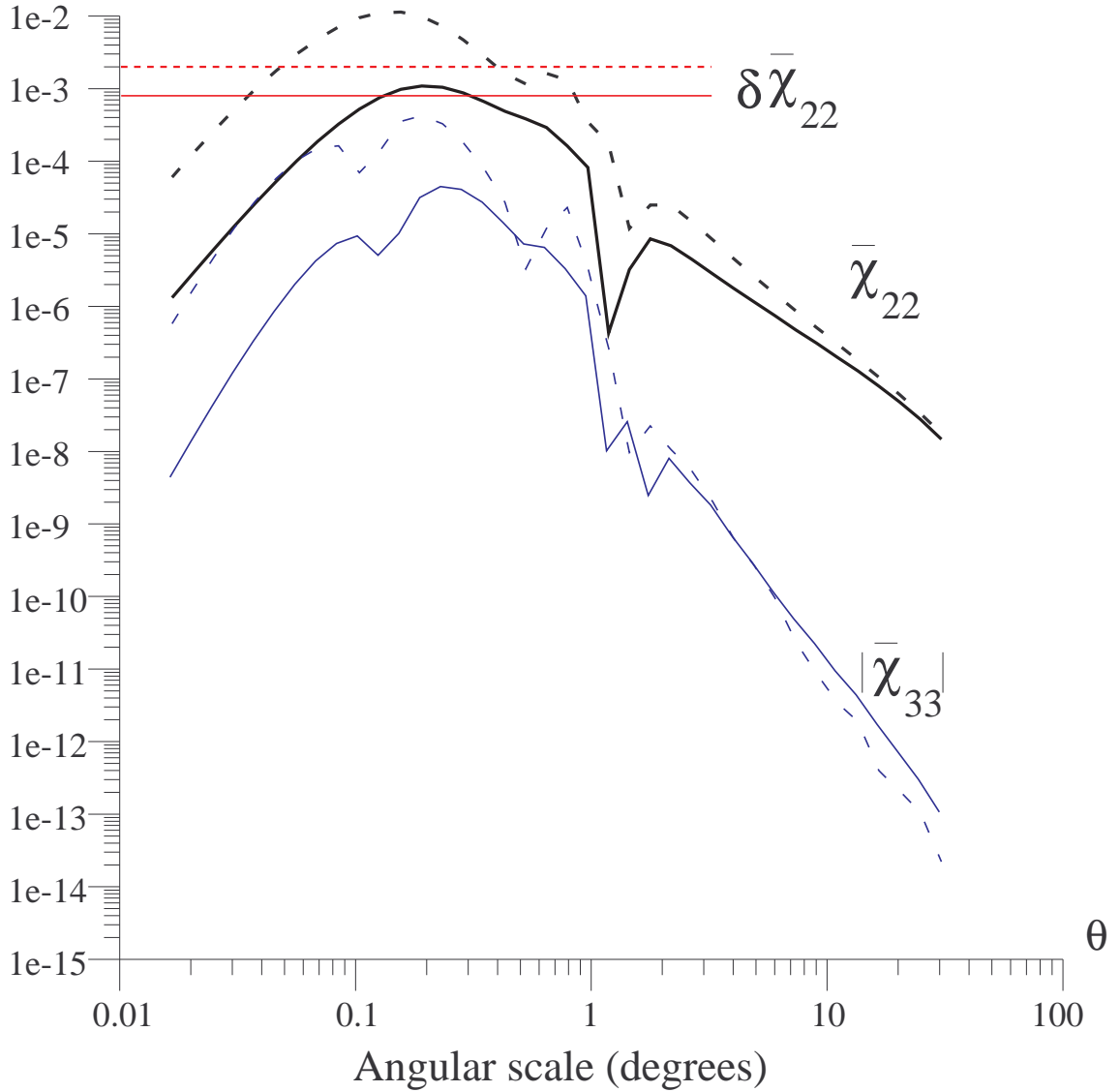


FIG. 4. The dimensionless cumulants $\bar{\chi}_{22}(\theta)$ and $|\bar{\chi}_{33}(\theta)|$ as functions of the angular scale θ . The cosmological parameters are: for solid lines $\Omega_b = 0.05$, $\Omega_\Lambda = 0.3$, $h = 0.5$, $n_s = 1.2$ (open); for dashed lines $\Omega_b = 0.03$, $\Omega_\Lambda = 0.97$, $h = 0.7$, $n_s = 1.0$ (flat). The horizontal lines represent the standard deviation of $\bar{\chi}_{22}$.