

AN ISOCURVATURE CDM COSMOGONY. I. A WORKED EXAMPLE OF EVOLUTION THROUGH INFLATION

P. J. E. Peebles

Joseph Henry Laboratories, Princeton University, Princeton, NJ 08544; pjep@pupgg.princeton.edu

ABSTRACT

I present a specific worked example of evolution through inflation to the initial conditions for an isocurvature CDM model for structure formation. The model invokes three scalar fields, one that drives power law inflation, one that survives to become the present-day CDM, and one that gives the CDM field a mass that slowly decreases during inflation and so “tilts” the primeval mass fluctuation spectrum of the CDM. The functional forms for the potentials and the parameter values that lead to an observationally acceptable model for structure formation do not seem to be out of line with current ideas about the physics of the very early universe. I argue in an accompanying paper that the model offers an acceptable fit to main observational constraints.

Subject headings: cosmology: theory — cosmology: large-scale structure of universe — galaxies: formation

1. Introduction

This paper with its companion (Peebles 1998; hereafter Paper II) is the latest in a series of studies of isocurvature models for structure formation. (Earlier papers may be traced back from Peebles 1997). There are two motivations for this work. First, it is important to know that there is an observationally viable and theoretically not unreasonable alternative to the commonly discussed adiabatic cold dark matter (ACDM) model for structure formation. As long as there are alternatives it demonstrates that we do not have an established standard model for the early universe, that there is more to be discovered than tighter constraints on parameters and functional forms for a potential. Second, the isocurvature models seem to be better adapted to galaxy formation at high redshift, a condition I find attractive. This paper is meant to demonstrate that initial conditions for the isocurvature case, which I shall call ICDM, can be given an explicit and not unreasonable basis in a physical model for inflation. In Paper II I argue that the model offers an acceptable fit to the observational constraints that can be applied without the use of numerical simulations.

There is considerable activity in the study of the rich variety of ideas for a specific model for inflation motivated by current ideas in particle physics (as reviewed by Randall 1997). I make use of functional forms for potentials that commonly appear in these discussions, but the motivation is to obtain a specific model that could have come out of inflation to compare to the rich suite of observational evidence. The two cultures — based in particle physics and astronomical phenomenology — will meet if it becomes possible to establish that the narrow range of models from fully acceptable physics overlaps the narrow range of models that are observationally acceptable.

The dynamical actors in the structure formation model to be discussed here and in Paper II are the same as in the family of adiabatic CDM (ACDM) models — baryons, radiation (the CBR) with initially homogeneous entropy per baryon, cold dark matter, and three families of neutrinos — and in about the same amounts. In the adiabatic version, a scale-invariant departure from a homogeneous primeval mass distribution has power spectrum $P \propto k$. In the ICDM model a scale-invariant spectrum of the distribution of the CDM would be $P \propto k^{-3}$, while the net mass density is homogeneous. Early discus-

sions of inflation accepted the proposition that adiabatic and isocurvature scenarios are equally well motivated (eg. Steinhardt & Turner 1983, Linde 1985; Seckel & Turner 1985), but when Efstathiou & Bond (1986) demonstrated that a scale-invariant isocurvature model violates the bound on the CBR anisotropy attention naturally turned to the scale-invariant adiabatic case. The COBE detection of the CBR anisotropy (Smoot et al. 1992) showed that if the universe were Einstein-de Sitter the ACDM spectrum with a reasonable bias would have to be “tilted” from scale-invariance, an arguably natural adjustment of the inflation picture (eg. Crittenden *et al.* 1993). Tilt is not needed if the mean mass density (excluding a term in the stress-energy tensor that acts like a cosmological constant) is well below the Einstein-de Sitter value, but the precedent has been set: consider tilting the ICDM spectrum to fit the observations. Models for inflation that tilt the spectrum in the wanted direction have been discussed by Kofman & Pogosyan (1988), Salopek, Bond, & Bardeen (1989), and Linde & Mukhanov (1997), and a model fitted to the observational constraints has been presented in Peebles (1997). Here and in Paper II I present a more detailed discussion along the lines of this last paper.

For the purpose of displaying a specific worked example I adopt definite values of the parameters in the cosmology and the structure formation model and derive from them the parameters in the inflation model, the latter including the needed initial conditions early in inflation. The parameters will have to be reconsidered with each improvement of the observations, of course. The hope is that such adjustments driven by advances in the observations and physics may back us into the corner of model and parameter space that is a reasonable approximation to reality.

The elements of the inflation scenario are presented in §2. Section 3 starts from adopted values of the parameters in the models for cosmology and structure formation and presents derived values for the parameters in the inflation model. Except where otherwise indicated units are chosen so $\hbar = 1 = c$, and I follow the notation in Peebles (1993), §17.

2. The Inflation Model

The model assumes three real single scalar fields, one whose energy density drives homogeneous inflation, one that survives as the present-day CDM, and

one that serves to give the CDM field a rolling mass that tilts the spectrum of quantum fluctuations frozen into the CDM distribution during inflation. A simple way to tilt to a near power law power spectrum of frozen fluctuations starts with the condition that during inflation the universe is expanding as a power of time (Abbott & Wise, 1984; Lucchin & Matarrese 1985),

$$a \propto t^{1/\epsilon}, \quad H = \dot{a}/a = (\epsilon t)^{-1} \propto a^{-\epsilon}. \quad (1)$$

The past event horizon is eliminated (or rather can be very large) if $\epsilon < 1$; a convenient value in the numerical example below is $\epsilon = 0.1$.

The purpose of this discussion is to obtain a specific model for the relevant properties of the cold dark matter. I do not address the issue of how the energy density in the field that is driving inflation is converted to the entropy that ends up mainly in the CBR today.

2.1. Power Law Inflation

Following Lucchin & Matarrese (1985), the power law expansion law in equation (1) assumes the energy density during inflation is dominated by the field $\chi(t)$ with potential energy density that is an exponential function of the field,

$$V_\chi = \frac{M^2}{\epsilon t_*^2} e^{-\chi/M}. \quad (2)$$

Then the field equation is

$$\frac{d^2\chi}{dt^2} + \frac{3}{\epsilon t} \frac{d\chi}{dt} = -\frac{dV}{d\chi} = \frac{M}{\epsilon t_*^2} e^{-\chi/M}, \quad (3)$$

for the power law expansion in equation (1), and the adopted solution is

$$e^{\chi/(2M)} = (t/t_*)(6 - 2\epsilon)^{-1/2}. \quad (4)$$

The energy density in the field is

$$\rho = \frac{\dot{\chi}^2}{2} + V_\chi = \frac{6M^2}{\epsilon t^2}, \quad (5)$$

where the dot means derivative with respect to proper time t . Consistency of the Friedmann equation

$$\frac{\dot{a}^2}{a^2} = \frac{8}{3}\pi G\rho \quad (6)$$

with equations (1) and (5) requires

$$\frac{M^2}{m_{\text{pl}}^2} = \frac{1}{16\pi\epsilon}, \quad (7)$$

where $m_{\text{pl}} = G^{-1/2}$ is the Planck mass. Thus the mean mass density is

$$\rho = \frac{3m_{\text{pl}}^2}{8\pi\epsilon^2 t^2}. \quad (8)$$

Given ϵ , equation (7) fixes the mass M in the potential V_χ in equation (2) and sets the scale for χ . Then the constant t_* fixes the time scale for the evolution of χ as it passes through $\chi = 0$.

2.2. The Cold Dark Matter

If the Hubble parameter H is close to constant during inflation and the mass of the CDM field ϕ is much less than H then the spectrum of fluctuations frozen into ϕ is the scale-invariant form $P_\phi \propto k^{-3}$. To fit the observations the fluctuations in ϕ must be tilted to favor smaller scales (Peebles 1997). This is done by coupling ϕ to a field ψ that gives ϕ a mass comparable to H . The mass causes decay of fluctuations of ϕ on scales larger the Hubble length, thus favoring the shorter wavelengths that pass through the Hubble length later.

The Lagrangian density for the two fields is

$$L = \frac{1}{2}\psi_{,i}\psi^{,i} + \frac{1}{2}\phi_{,i}\phi^{,i} - V, \quad (9)$$

where the potential energy density is

$$V = \frac{1}{4}\beta\psi^4 + \frac{1}{2}\mu^2\psi^2 + \frac{1}{2}(\gamma\psi^2 + m^2)\phi^2. \quad (10)$$

Here β and γ are dimensionless constants; in the numerical example $\gamma \sim \beta \ll \epsilon$. As will be described, the quartic term in ψ causes the effective mass of ϕ to roll to lower values at a rate that can be adjusted to tilt the fluctuation spectrum of ϕ to an observationally acceptable power law, and the constant mass μ produces a break in the power law to make $\langle\phi^2\rangle$ converge. The constant mass m is assumed to be much smaller than H during inflation. After inflation, when ψ has dropped to zero, the CDM field has mass density

$$\rho(\mathbf{x}) = \frac{1}{2}m^2\phi(\mathbf{x})^2, \quad (11)$$

where $\phi(\mathbf{x})$ is the field frozen (or squeezed) during inflation. This is the primeval mass distribution that seeds structure formation in the Λ CDM model.

The potential in equation (10) is introduced *ad hoc* to solve the problem of tilting the CDM fluctuation spectrum, but it will be argued in §4 that it does have a pedigree in similar forms that appear in different contexts in many discussion of inflation.

It will be assumed that during inflation the field ψ is little affected by its coupling to ϕ , ψ is a function of time alone, and $m \ll \psi$. Then the wave equations from equations (9) and (10) are

$$\begin{aligned} \frac{d^2\psi}{dt^2} + \frac{3}{\epsilon t} \frac{d\psi}{dt} + \beta\psi^3 + \mu^2\psi &= 0, \\ \frac{\partial^2\phi}{\partial t^2} + \frac{3}{\epsilon t} \frac{\partial\phi}{\partial t} + \left(-\frac{\nabla^2}{a^2} + \gamma\psi^2\right)\phi &= 0. \end{aligned} \quad (12)$$

With the changes of variables

$$\begin{aligned} \tau &= \epsilon^{1/2}\mu t, & \Psi &= \beta^{1/2}\mu^{-1}\psi, \\ a &= a_1\tau^{1/\epsilon}, & \kappa &= k/(\mu a_1), \end{aligned} \quad (13)$$

where k is the comoving wave number of the Fourier mode $\phi_k e^{i\mathbf{k}\cdot\mathbf{x}}$, the field equations are

$$\begin{aligned} \epsilon \frac{d^2\Psi}{d\tau^2} + \frac{3}{\tau} \frac{d\Psi}{d\tau} + \Psi + \Psi^3 &= 0, \\ \epsilon \frac{d^2\phi_k}{d\tau^2} + \frac{3}{\tau} \frac{d\phi_k}{d\tau} + \left(\frac{\kappa^2}{\tau^{2/\epsilon}} + \frac{\gamma}{\beta}\Psi^2\right)\phi_k &= 0. \end{aligned} \quad (14)$$

The adopted solution to the first equation at $\tau \ll 1$, where $\Psi \gg 1$, is

$$\Psi = \frac{(3-2\epsilon)^{1/2}}{\tau}, \quad \psi = \left(\frac{3\epsilon^{-1}-2}{\beta}\right)^{1/2} \frac{1}{t}. \quad (15)$$

Under the initial condition $\Psi \gg 1$ at $\tau \ll 1$ the field Ψ approaches this solution with increasing τ . At $\tau \gg 1$ the solution approaches a Bessel function, with amplitude that decays as

$$\Psi \sim \tau^{-3/(2\epsilon)}. \quad (16)$$

2.3. The CDM Fluctuation Spectrum

The CDM field expressed as a quantum field operator is

$$\hat{\phi}(\mathbf{x}, t) = \sum \frac{\hat{a}_{\mathbf{k}}}{(2kV_u)^{1/2}} \phi_k(t) e^{i\mathbf{k}\cdot\mathbf{x}} + \text{hc}, \quad (17)$$

where $\phi_k(t)$ is the solution to the second of equations (14). The normalization is fixed by the solution valid at small τ (and for $\epsilon < 1$), where the frequency is large compared to the Hubble parameter H (eq. [1]):

$$\begin{aligned} \phi_k &\rightarrow a(t)^{-1} \exp -i \int^\tau \omega d\tau, \\ \omega(\tau)^2 &= \frac{1}{\epsilon} \left(\frac{\kappa^2}{\tau^{2/\epsilon}} + \frac{\gamma}{\beta} \Psi^2 \right). \end{aligned} \quad (18)$$

Equation (17) assumes space is periodic in some large coordinate volume V_u , so the creation and annihilation operators satisfy the discrete relation $[\hat{a}_{\mathbf{k}}, \hat{a}_{\mathbf{k}'}^\dagger] = \delta_{\mathbf{k}, \mathbf{k}'}$. With the normalization in equation (18) the field momentum $\hat{\pi} = a^3 \partial \hat{\phi} / \partial t$ satisfies the canonical commutation relation $[\hat{\phi}(\mathbf{x}, t), \hat{\pi}(\mathbf{x}', t)] = i\delta(\mathbf{x} - \mathbf{x}')$.

With the initial condition in equation (18), the mode amplitude $\phi_k(t)$ approaches the constant value ϕ_k^o at large τ , and the field is frozen as a random Gaussian process with autocorrelation function

$$\xi_\phi(x_{12}) = \langle \hat{\phi}(\mathbf{x}_1) \hat{\phi}(\mathbf{x}_2) \rangle, \quad (19)$$

where the power spectrum is

$$P_\phi(k) = \int d^3x \xi_\phi(x) e^{i\mathbf{k}\cdot\mathbf{x}} = |\phi_k^o|^2 / (2k). \quad (20)$$

Now let us estimate ϕ_k^o . The wavelength belonging to comoving wavenumber k passes through the Hubble length at expansion parameter a_k , where

$$H_k = k/a_k, \quad a_k \propto k^{1/(1-\epsilon)}. \quad (21)$$

The second expression follows from the expansion law in equation (1). The characteristic epoch at which Ψ passes through unity is $\tau_1 = 1$ (eq. [15]), or $t_1 = \mu^{-1}\epsilon^{-1/2}$, when $H_1 = 1/(\epsilon t_1)$. This defines the characteristic wavenumber of modes frozen as Ψ is passing through unity,

$$k_1/a_1 = \mu\epsilon^{-1/2}. \quad (22)$$

A mode with wavenumber $\sim k_1$ is frozen at the value $\phi_{k_1}^o \sim 1/a_1$ (eq [18]), so the rms field fluctuation on this scale is frozen at the value

$$\phi_1^2 \sim k_1^3 P_\phi(k_1) \sim (k_1/a_1)^2 \sim H_1^2. \quad (23)$$

Because the field has become effectively massless it is frozen at a value on the order of the Hubble parameter at freezing. At shorter wavelengths, the modes are frozen later, at smaller H . This is the wanted convergence of the field fluctuations on small scales.

At wavelengths much longer than k_1^{-1} the mode stops oscillating at $a_k \ll a_1$. In the time interval $a_k \ll a \ll a_1$ the wavenumber in the second part of equation (14) is unimportant and the Higgs field varies as $\Psi \propto 1/t$ (eq. [15]). The result is that the mode amplitude varies as a power law of the time,

$$\begin{aligned} \phi_k &\propto a^{-q}, \\ 2q &= 3 - \epsilon - [(3 - \epsilon)^2 - 4\epsilon(3 - 2\epsilon)\gamma/\beta]^{1/2}. \end{aligned} \quad (24)$$

This is the less rapidly decaying solution to the second of equations (14) when the term $\propto k^2$ may be neglected. Thus the amplitude of a long wavelength mode is $\phi_k \sim 1/a_k$ at Hubble crossing (eq. [18]), and the amplitude decays by the factor $(a_k/a_1)^q$ from Hubble crossing to $\tau = 1$. After this Ψ decreases more rapidly than H (eq. [16]) so the amplitude approaches the limiting value

$$\phi_k^o \sim a_k^{q-1}/a_1^q \propto k^{-(1-q)/(1-\epsilon)}. \quad (25)$$

With equations (20) and (24), the power spectrum is

$$P_\phi \propto k^{m_\phi},$$

$$m_\phi = -[(3-\epsilon)^2 - 4\epsilon(3-2\epsilon)\gamma/\beta]^{1/2}/(1-\epsilon), \quad (26)$$

on scales much larger than the break at $k \sim \mu a_1 \epsilon^{-1/2}$ (eq. [22]).

Figure 1 shows an example of numerical solutions for the evolution of the amplitudes of Fourier modes of the CDM field. In the computation the amplitude is written as

$$\phi_k(t) = A(t) \exp -i \int^t \omega d\tau, \quad (27)$$

as in equation (18), and the field equation is written as a differential equation for $A(t)$. The numerical computation of $A(t)$ is straightforward. The figure shows that $|\phi_k|^2$ decays as $1/a(t)^2$ until the wavelength reaches the Hubble length (eq. [18]), then decays as $\sim a^{-2q}$ until Ψ starts to decrease rapidly at $\tau \sim 1$ (eqs. [16] and [24]), and then approaches a constant value, as expected. The mode starts oscillating again after inflation when the Hubble parameter has decreased to $H \sim m$, where m is the final CDM mass. This is discussed in the next section.

Figure 2 shows the power law index

$$m_e = d \log P_\phi / d \log k, \quad (28)$$

for the power spectrum (eq. [20]) from the numerical solution in Figure 1. The index approaches equation (26) at $k \ll k_1$, and falls below the scale-invariant value $m_e = -3$ at $k \gg k_1$, again as expected. With the numerical values in the next section, wavelengths of interest for structure formation are some six orders of magnitude longer than at the break in the spectrum, and P_ϕ is quite close to a power law with the index m_ϕ in equation (26).

The primeval CDM mass distribution is proportional to the square of $\phi(\mathbf{x})$ (eq. [11]). Since $\phi(\mathbf{x})$ is a

Gaussian process with zero mean value, we have

$$\langle \phi(\mathbf{x}_1)^2 \phi(\mathbf{x}_2)^2 \rangle = \langle \phi^2 \rangle + 2 \langle \phi(\mathbf{x}_1) \phi(\mathbf{x}_2) \rangle^2, \quad (29)$$

so the dimensionless mass autocorrelation function is

$$\xi_\rho(x_{12}) = \frac{\langle \rho(\mathbf{x}_1) \rho(\mathbf{x}_2) \rangle}{\langle \rho \rangle^2} - 1 = 2 \frac{\langle \phi(\mathbf{x}_1) \phi(\mathbf{x}_2) \rangle^2}{\langle \phi^2 \rangle^2}. \quad (30)$$

That is, the mass autocorrelation function is proportional to the square of the field autocorrelation function. If the power spectrum of the field fluctuations is $P_\phi \propto k^{m_\phi}$ (eq. [26]), with $-3/2 > m_\phi > -3$, then the Fourier transform is $\xi_\phi \propto r^{-(3+m_\phi)}$, the mass autocorrelation function is $\xi_\rho \propto \xi_\phi^2 \propto r^{-(6+2m_\phi)}$, and the Fourier transform is the mass fluctuation power spectrum

$$P_\rho \propto k^{m_\rho}, \quad m_\rho = 3 + 2m_\phi. \quad (31)$$

Equation (30) indicates the small-scale primeval mass fluctuations are mildly nonlinear, $\xi_\rho(0) = 2$ or $\delta\rho/\rho = 2^{1/2}$.

The fit to the second moments of the large-scale mass and CBR distributions requires $m_\rho \sim -1.8$ (Paper II). The integral over this power law diverges at large k , so there has to be a break from the power law shortward of which P_ρ decreases more rapidly than k^{-3} . This break is produced by the mass μ of the Higgs field, which defines the coherence length of the frozen field fluctuations (eq. [22]),

$$x_1 \sim \mu^{-1} \epsilon^{1/2} a_1^{-1}. \quad (32)$$

After inflation and at $H \gg m$ the mass density in the CDM is determined by the rms value of the field frozen at $a \sim a_1$ (eq [23]),

$$\rho_\phi = m^2 \langle \phi^2 \rangle / 2 \sim m^2 \phi_1^2 \sim m^2 H_1^2. \quad (33)$$

3. Numerical Values

This section gives numerical values for the parameters in the inflation model based on a fit to the observational constraints. The computations are carried to fractional accuracy of first order in ϵ .

For definiteness I adopt the cosmological model parameters

$$\Omega = 0.2, \quad \Omega_B \lesssim 0.05, \quad \lambda = 0.8,$$

$$T_o = 2.73 \text{ K}, \quad H_o = 70 \text{ km s}^{-1} \text{ Mpc}^{-1}, \quad (34)$$

and the inflation model parameters

$$\epsilon = 0.1, \quad \gamma/\beta = 3.3, \quad m_\phi = -2.4, \quad m_\rho = -1.8. \quad (35)$$

The three families of neutrinos are massless. The model universe is cosmologically flat; λ is the contribution of a term in the stress-energy tensor that acts like Einstein's cosmological constant. The density parameter in baryons is Ω_B , and the density parameter in the CDM is $\Omega - \Omega_B$. The density parameter is reduced from values considered in Peebles (1997) to get a better cluster mass function, following the advice of Cen (1997). This is discussed further in Paper II. The first two parameters in equation (35) produce the tilted power law index m_ϕ for the field power spectrum, which translates to the mass fluctuation spectrum power law index $m_\rho = -1.8$ (eqs. [26] and [31]). This gives a reasonable fit to the spectrum of angular fluctuations of the thermal cosmic background radiation and the large-scale fluctuations of the present galaxy distribution, which are assumed to be traced by the galaxies (Peebles 1997; paper II). The same value of m_ϕ follows from a smaller value of ϵ and a larger value for γ/β , a case that is not considered here.

3.1. Parameters for Inflation

Here I review common measures of the expansion factor during and after inflation. If the temperature at the end of inflation is T_r , and the entropy is shared among about as many particles and spin states as now, the expansion factor from the end of inflation to the present is

$$\frac{a_o}{a_r} \sim \frac{T_r}{T_o} \sim 10^{27} T_{14}, \quad (36)$$

where $T_o = 2.73$ K and T_r is expressed in units of 10^{14} GeV. The mass density $\sim aT_r^4$ fixes the Hubble parameter H_r ; the ratio to the present value in equation (35) is

$$H_r/H_o \sim 10^{51} T_{14}^2. \quad (37)$$

Fluctuations in ϕ on the scale of the present Hubble length H_o^{-1} are frozen at epoch $a \sim a_p$ when the Hubble length is H_p^{-1} . The expansion factor from then to the present is

$$a_o/a_p = H_p/H_o. \quad (38)$$

If the power law expansion $a \propto t^{1/\epsilon}$ persists to the end of inflation then the expansion factor from a_p to a_r is

$$\frac{a_r}{a_p} \sim \left(\frac{a_r H_r}{a_o H_o} \right)^{1/(1-\epsilon)} \sim 10^{27} T_{14}^{1.1}, \quad (39)$$

for $\epsilon = 0.1$. This is in the familiar range of values (Kolb & Turner 1990).

3.2. Adopted Inequalities

The solutions for ψ and the CDM field ϕ in §2 are approximations based on inequalities to be discussed here. The condition

$$\gamma\phi^2 \ll \mu^2 \lesssim \beta\psi^2, \quad (40)$$

at $\tau \lesssim 1$ assures that the energy density in ϕ is small compared to that in ψ , and that the coupling to ϕ has little effect on the evolution of ψ , as assumed in §2. I adopt $\epsilon = 0.1$, not a very small number, so the wanted power law index m_ϕ requires $\gamma \sim \beta$. Since ϕ is frozen at a value comparable to $H = 1/\epsilon t$, equations (15) and (40) require

$$\epsilon \gg \gamma \sim \beta. \quad (41)$$

The computation assumes the energy density is dominated by that of the field χ that is driving inflation (eq. [8]). At $\tau \lesssim 1$ this condition is

$$\rho_\psi \simeq \frac{9}{4\beta\epsilon^2 t^4} \ll \frac{3m_{\text{pl}}^2}{8\pi\epsilon^2 t^2}, \quad (m_{\text{pl}} t)^2 \gg 6\pi/\beta. \quad (42)$$

The above numbers imply that the time t_p of freezing of the fluctuations we observe at the present Hubble length satisfies

$$\begin{aligned} m_{\text{pl}} t_p &\sim \frac{10^{9.8-24\epsilon}}{\epsilon T_{14}^{2+\epsilon}} \\ &\sim 10^8 T_{14}^{-2.1} \gg (6\pi\beta^{-1})^{1/2}, \end{aligned} \quad (43)$$

for $\epsilon = 0.1$. Under the condition to be discussed next, that inflation is cool enough that curvature fluctuations are subdominant, this condition applied at the time the density fluctuations we can observe are produced is easily reconciled with the condition that $\beta \ll \epsilon$ (eq. [41]).

3.3. Primeval Adiabatic Density Fluctuations

The isocurvature model assumes primeval curvature (adiabatic) fluctuations are subdominant on scales of interest for structure formation. I consider first the effect of the density fluctuations frozen into the CDM field ϕ , and then those of the field χ that drives inflation.

In time-orthogonal coordinates the components of the metric tensor are $g_{00} = 1$, $g_{0\alpha} = 0$, and

$$g_{\alpha\beta} = -a(t)^2 (\delta_{\alpha\beta} - h_{\alpha\beta}). \quad (44)$$

In linear perturbation theory the space-time part of the Einstein field equation is (Peebles 1980)

$$\frac{1}{2}(\dot{h}_{,\alpha} - \dot{h}_{\alpha\beta,\beta}) = 8\pi GT_{0\alpha} \sim \dot{\phi}\phi_{,\alpha}/m_{\text{pl}}^2. \quad (45)$$

To see the meaning of the combination of terms in the perturbation $h_{\alpha\beta}$ to spacetime curvature consider the Fourier transform of the field equation. With coordinates oriented so the wave vector \mathbf{k} of a Fourier component is parallel to the x^3 axis, equation (45) is $ik\dot{h}_{11} = 8\pi GT_{03}(\mathbf{k})$. The component h_{33} along the direction of \mathbf{k} does not appear in this equation and the value is of no interest because it is freely adjusted by a coordinate relabeling along the x^3 axis. The transverse part $h_{11} = h_{22}$ for the inhomogeneous solution gives a measure of the curvature fluctuation produced by the freezing of the field component,

$$h_{11} = -8\pi iG \int T_{03}/k dt \sim \delta(t)[a(t)/kt]^2. \quad (46)$$

As discussed in Peebles (1980, §86), and indicated in the last expression, h_{11} determines the amplitude of the mass density contrast $\delta = \delta\rho/\rho$ in the most rapidly growing adiabatic mode at the end of inflation. When the proper wavelength again approaches the Hubble length, at $a/k \sim t$, the observed adiabatic density contrast on the scale of the Hubble length is $(\delta\rho/\rho)_h \sim h_{11}$. I keep the notation h_{11} for the result of summing over Fourier components to get the curvature fluctuation frozen on the comoving scale k^{-1} , which is equal to the adiabatic CBR temperature fluctuation $\delta T/T \sim h_{11}$ appearing at the Hubble length.

As fluctuations in the CDM field ϕ are freezing the factors $\dot{\phi}$ and $\phi_{,\alpha}/a$ both are on the order of $H\phi \sim H^2$, so equation (45) indicates the temperature fluctuation appearing now at the Hubble length is

$$h_{11} \sim (H_p/m_{\text{pl}})^2 \sim 10^{-20+54\epsilon} T_{14}^4 \ll 10^{-5}. \quad (47)$$

The last expression is the condition that the adiabatic perturbation resulting from the freezing of ϕ is small compared to the isocurvature perturbation that will be tuned to match the observations. The same condition eliminates the tensor quantum fluctuations frozen into the spacetime curvature.

The adiabatic perturbation from the fluctuations frozen into the field that is driving the power law inflation produces CBR temperature anisotropy

$$\delta T/T \sim (T_r/m_{\text{pl}})^2 \ll 10^{-5}. \quad (48)$$

At $\epsilon = 0.1$ and $T_{14} \lesssim 1$ the conditions in equations (47) and (48) are well satisfied; curvature fluctuations are negligibly small.

3.4. The Coherence Length of the CDM Field

The parameters for the inflation model are constrained by the coherence length of $\phi(\mathbf{x})$ at the break in its power law spectrum (eq. [22]): the coherence length fixes the mean square value of the field, which in turn fixes the mean mass density in CDM, $\rho = m^2 \langle \phi^2 \rangle$.

The required value of the coherence length follows from the normalization to the mass fluctuation spectrum. The spectrum extrapolated to the present in linear perturbation theory is taken to be

$$\begin{aligned} P_\rho(k) &= \int d^3r \xi_\rho e^{i\mathbf{k}\cdot\mathbf{r}} \\ &= 6300h^{-3}(0.1h/k)^{1.8} \text{Mpc}^3. \end{aligned} \quad (49)$$

This is consistent with the assumption that galaxies trace mass on large scales (Paper II). The unit for the wavenumber is radians per megaparsec, and the power law index is the adopted value in equation (35). The Fourier transform of P_ρ is the mass autocorrelation function in linear perturbation theory,

$$\xi_\rho = 7.2(hr_{\text{Mpc}})^{-1.2}. \quad (50)$$

The primeval mass distribution is homogeneous, with fluctuations in the local CDM mass density balanced by opposite fluctuations in the baryons and radiation. As these fluctuations in composition appear at the Hubble length the radiation distribution is smoothed, at short wavelengths by the propagation of acoustic waves that are dissipated by photon diffusion in the baryon-radiation fluid before decoupling, and at large wavelengths by free streaming of the radiation after decoupling. This leaves the CDM as an isothermal distribution within the Hubble length. Wavelengths in the CDM distribution that reach the Hubble length prior to the epoch z_{eq} of equality of mass densities of matter and radiation are left with close to the primeval amplitude at $z = z_{\text{eq}}$. At longer wavelengths the CDM distribution at z_{eq} is smoother than the initial value because the net mass density remains close to homogeneous when pressure gradient forces may be neglected.

At wavelengths small compared to the Hubble length at $z = z_{\text{eq}}$ the amplitude of a CDM fluctuation varies with time as the isothermal perturbation

equation

$$\ddot{D} + \frac{2\dot{a}}{a}\dot{D} = 4\pi G D \rho_{\text{CDM}} = \frac{3}{2} \left(\frac{a_o}{a}\right)^3 \Omega D H_o^2, \quad (51)$$

where the expansion rate equation is

$$(\dot{a}/a)^2 = H_o^2 \left[\Omega (a_o/a)^3 + \Omega_r (a_o/a)^4 + \lambda \right]. \quad (52)$$

The density parameter in radiation is

$$\Omega_r = 4.2 \times 10^{-5} h^{-2}. \quad (53)$$

The density parameter in baryons plus CDM is Ω , and equation (51) assumes the CDM mass density is much larger than that of the baryons. A more complete analysis would describe the collapse of the baryons into the CDM mass concentrations after decoupling, but the resulting correction to equation (51) is beyond the level of accuracy of this discussion. Equations (51) and (52) assume a cosmologically flat model, with $\lambda = 1 - \Omega - \Omega_r$.

Results of numerical integration of these equations with $h = 0.7$ are shown in Figure 3. The net growth factor from high redshift to the present is well approximated by the fitting function

$$e(\Omega) = D(z \rightarrow \infty)/D(z = 0) = 5.7 \times 10^{-5} \Omega^{-1.22}. \quad (54)$$

In linear perturbation theory the primeval CDM mass autocorrelation function is $e(\Omega)^2$ times the present value in equation (50) at fixed comoving length. The field autocorrelation function is related to the mass function by equation (30). The result is the primeval field autocorrelation function,

$$\frac{\langle \phi_1 \phi_2 \rangle}{\langle \phi^2 \rangle} = \frac{1 \times 10^{-4}}{(h x_{\text{Mpc}})^{0.6} \Omega^{1.22}}. \quad (55)$$

At $\Omega = 0.2$ this power law extrapolates to unity at

$$h x_1 = 7 \text{ pc}. \quad (56)$$

In the approximation that the shape of the power spectrum changes fairly rapidly from $P_\rho(k) \propto k^{-1.8}$ on large scales to $P_\rho \propto k^s$ with $s < -3$ on smaller scales, equation (56) is the required comoving coherence length of the CDM field $\phi(\mathbf{x})$.

3.5. The CDM Mass and Mass Density

Now let us consider the condition that the energy density in ϕ left from inflation matches the present mean mass density in the cosmological model.

The present cosmological mass density is

$$\rho_o = 1.88 \times 10^{-29} \Omega h^2 \text{ g cm}^{-3} \quad (57)$$

$$= 8 \times 10^{-47} \Omega h^2 \text{ GeV}^4 \quad (58)$$

$$= m^2 \phi_o^2, \quad (59)$$

where m is the field mass and ϕ_o is the present rms value of the field. This gives

$$\phi_o = 10^{-23} h \Omega^{1/2} m_9^{-1} \text{ GeV}, \quad (60)$$

where

$$m = m_9 \text{ GeV}. \quad (61)$$

The field fluctuations are nonrelativistic, because the de Broglie wavelength at the coherence length $a(t)x_1$ is much longer than the Compton wavelength all the way back to inflation, so at $H < m$ the rms field value varies as $\phi \propto a(t)^{-3/2}$. When the universe is radiation-dominated the Hubble parameter is

$$\begin{aligned} H &\sim 2 \times 10^{-20} (a_o/a)^2 \text{ s}^{-1} \\ &= 1 \times 10^{-44} (a_o/a)^2 \text{ GeV}, \end{aligned} \quad (62)$$

if the number of particle families and spins at very high redshift is about the same as at $z \sim 10^{10}$. The field starts oscillating after inflation at $H \sim m$, when the expansion factor is

$$a_o/a_m \sim 1 \times 10^{22} m_9^{1/2}. \quad (63)$$

The field thus is frozen at the rms value

$$\begin{aligned} H_1 &\sim \phi_1 \sim \phi_o (a_o/a_m)^{3/2} \\ &\sim 7 \times 10^9 m_9^{-1/4} h \Omega^{1/2} \\ &\sim 2 \times 10^9 m_9^{-1/4} \text{ GeV}, \end{aligned} \quad (64)$$

for the cosmological parameters in equation (34).

Equation (64) fixes the value of the Hubble parameter when the field coherence length is equal to the Hubble length (eq. [23]). The model assumes power law expansion, $H \propto a^{-\epsilon}$, continues to the end of inflation at expansion parameter a_r , so the present value of the coherence length is

$$r_1 = H_1^{-1} \frac{a_o}{a_1} \sim H_r^{-1} \left(\frac{a_r}{a_1}\right)^{1-\epsilon} \left(\frac{a_o}{a_r}\right). \quad (65)$$

With equations (36) and (37) and $\epsilon = 0.1$ this gives the expansion factor from freezing of the field at its coherence length to the end of inflation,

$$a_r/a_1 \sim 10^{16} [r_1(\text{pc}) T_{14}]^{1.1}. \quad (66)$$

This is much smaller than the expansion factor at freezing of the field fluctuations on the scale of the present Hubble length, of course (eq [39]).

The rms value of the frozen field is $\phi_1 \sim H_1 \sim H_r(a_r/a_1)^\epsilon$. The temperature at the end of inflation follows from equations (37), (64), and (66):

$$T_{14} \sim 0.2m_9^{-0.12}r_1(\text{pc})^{-0.05}. \quad (67)$$

This indicates that for a considerable range of values of the CDM particle mass, m , inflation would have to end at a relatively cool temperature, about 10^{13} GeV. Finally, the mass μ in the Lagrangian (9) is given by equations (32) and (64),

$$\mu \sim \epsilon^{1/2}H_1 \sim 10^9m_9^{-1/4} \text{ GeV} \quad (68)$$

4. Discussion

In the adiabatic CDM family of models (that I have termed Λ CDM) the cold dark matter particles can have been produced out of entropy at any time after inflation ended, a broadly general situation. The isocurvature CDM (ICDM) model is more specific — the CDM is a remnant of a field present during inflation — and hence arguably less likely in the absence of evidence for or against the nature of the CDM. This consideration may become more compelling when we have better experimental constraints on the dark matter.

Assessments of the relative degree of “fine tuning” of the adiabatic and isocurvature inflation models also seem to be of doubtful significance at this stage of our understanding, so I note only four aspects of the ICDM model. First, there is precedent in the literature for the CDM potential $V(\psi, \phi)$ in equation (10). The same functional form, applied in a different context, appears in the Hybrid Inflation model (Copeland et al. 1994; Linde 1994), and similar forms are not uncommon (eg. Kofman & Linde 1987; Hodges et al. 1990; Randall, Soljačić & Guth 1996). Second, the conditions on an acceptable set of dimensionless parameters for the ICDM model are $\gamma \sim \beta \ll \epsilon \sim 0.1$. These do not seem unduly severe or artificial. Third, the model requires that the initial value of the field ψ be large enough that ψ approaches the solution in equation (15) well before field fluctuations are frozen on scales we can observe, and that the initial value of ϕ be small enough that ψ can drive it to zero mean value before the field is squeezed on scales of interest. I do not know how to judge whether these conditions

are likely outcomes of the physical situation prior to inflation. Finally, an acceptable set of values of the characteristic masses that appear in the model is

$$\begin{aligned} M &\sim 10^{19} \text{ GeV}, & T_r &\sim 10^{13} \text{ GeV}, \\ \mu &\sim 10^9 \text{ GeV}, & m &\sim 1 \text{ GeV}. \end{aligned} \quad (69)$$

The broad range of values is impressive, but so is the range of measured characteristic masses in particle physics and those that appear in physics-motivated models for inflation (Randall 1997).

The greatly tightened constraints from observational programs in progress are going to make it much harder to invent acceptable structure formation models such as Λ CDM and ICDM from largely theoretical and aesthetic considerations. Some already known member of the CDM family — in which I would include Λ CDM and ICDM — may survive the precision tests in progress and by its success compel acceptance as a truly valid approximation to reality. If this does not happen, perhaps we will be lucky enough to see in the results from observations and particle physics guidance to the formulation of more promising models.

I conclude that the ICDM model has as valid a pedigree from accepted ideas about the very early universe as might be expected for a model that is motivated by astronomical phenomenology rather than physics. The observational situation is discussed in Paper II.

This work was supported in part by the NSF.

REFERENCES

- Abbott, L. F. & Wise, M. B. 1984, Nucl Phys, B244, 541
- Cen, R. 1997, private communication
- Copeland, E. J., Liddle, A. R., Lyth, D. H., Stewart, E. D., & Wands, D. 1994, Phys. Rev. D, 49, 6410
- Crittenden, R., Bond, J. R., Davis, R. L., Efstathiou, G. P., & Steinhardt, P. J. 1993, Phys. Rev. Lett., 71, 324
- Efstathiou, G. & Bond, J. R. 1986, MNRAS, 218, 103
- Hodges, H., Blumenthal, G., Kofman, L. A., & Primack, J. 1990, Nucl Phys, B335, 197
- Kofman, L. A. & Linde, A. D. 1987, Nucl Phys, B282, 555

Kofman, L. A. & Pogosyan, D. Yu. 1988, Phys Lett, B214, 508

Kolb, E. L. & Turner, M. S. 1990, The Early Universe (Redwood City: Addison-Wesley), chapter 7

Linde, A. D. 1985, Phys Lett, B158, 375

Linde, A. D. 1994, Phys. Rev. D, 49, 748

Linde, A.D. & Mukhanov, V. 1997, Phys. Rev. D, 56, 535

Lucchin, F. & Matarrese, S. 1985, Phys. Rev. D, 32, 1316

Peebles, P. J. E. 1980, The Large-Scale Structure of the Universe (Princeton: Princeton University Press)

Peebles, P. J. E. 1993, Principles of Physical Cosmology (Princeton: Princeton University Press)

Peebles, P. J. E. 1997, ApJ, 483, L1

Peebles, P. J. E. 1998, preprint (Paper II)

Randall, L., 1997, in Perspectives on Higgs Physics II, ed. G. L. Kane (Singapore: World Scientific) (hep-ph/9711471)

Randall, L., Soljačić, M., & Guth, A. 1996, Nucl Phys, B472, 377

Salopek, D. S., Bond, J. R., & Bardeen, J. M. 1989, Phys. Rev. D, 40, 1753

Seckel, D. & Turner, M. S. 1985, Phys. Rev. D, 32, 3178

Smoot, G. F. et al. 1992, ApJ, 396, L1

Steinhardt, P. J. & Turner, M. S. 1983, Phys Lett, B129, 51

This 2-column preprint was prepared with the AAS L^AT_EX macros v4.0.

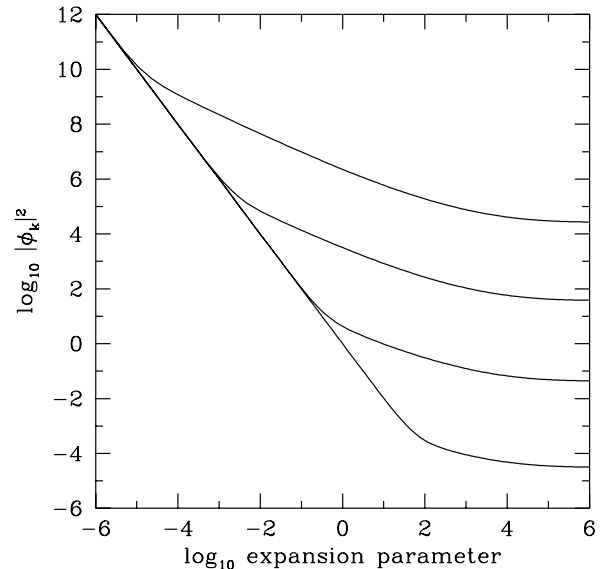


Fig. 1.— Evolution of amplitudes of Fourier modes of the CDM field for $\epsilon = 0.1$ and $\gamma = 3.3\beta$. The dimensionless wavenumbers are $\kappa = 10^{-4}$, 10^{-2} , 1, and 100 from top to bottom.

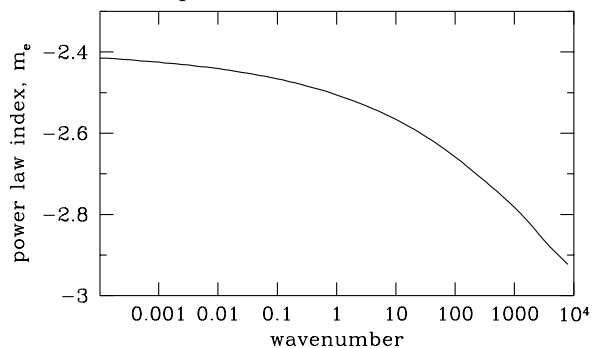


Fig. 2.— Logarithmic derivative of the CDM field power spectrum (eq. [28]) for a numerical solution with the parameters in Figure 1. This shows the region near the break in the spectrum.

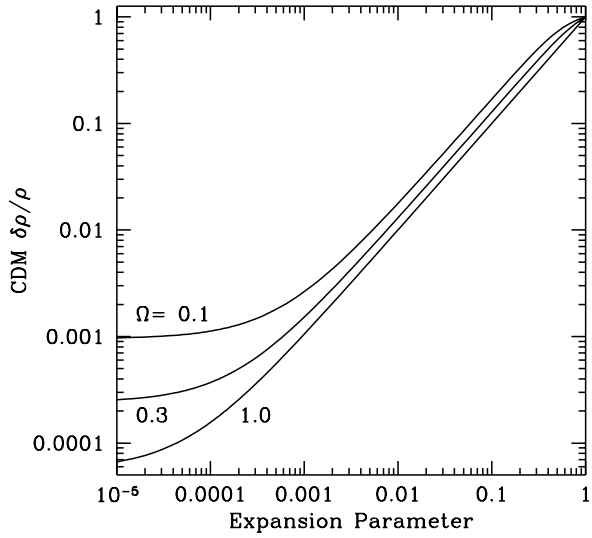


Fig. 3.— Evolution of the CDM density contrast on scales small compared to the Hubble length at redshift z_{eq} , in linear perturbation theory. The primeval isocurvature density fluctuation becomes an isothermal CDM fluctuation when its length scale becomes comparable to the Hubble length and radiation pressure smooths the distribution of radiation and baryons. The isothermal density fluctuation starts to grow as the redshift approaches z_{eq} .