


Dwarfismology

Simon P. Driver and Alberto Fernández-Soto
*School of Physics, University of New South Wales,
Sydney, NSW 2052, AUSTRALIA.*



Abstract

We address two important cosmological questions relating to dwarf galaxies: (1) What is their contribution to the field galaxy baryon budget; and (2) what is their contribution to the faint blue galaxy problem. Both of these are addressed empirically from a complete photometric redshift catalogue[1][2] derived from the Hubble Deep Field[3]. The answer to the first question is: very little ($< 1\%$), and to the second: a small but non-negligible amount (10% at $b_J = 24$ mags rising to 30% at $b_J = 28$ mags). Hence the cosmological significance of dwarf galaxies, from a purely baryon-centric perspective, lies in their contribution to the formation and assembly phase of the giant galaxies - where perhaps they did once dominate the baryon budget.

1 Introduction

Dwarf galaxies have, on the whole, been overlooked in the grand scheme of things, often considered either insignificant or irrelevant for cosmological purposes. Recently though problems in the interpretation of ultra-deep images have brought dwarf galaxies to the fore. This conundrum, known as the faint blue galaxy problem[4][5], could be readily explained if the local space density of dwarf galaxies was higher than previously supposed[6] and/or dwarf galaxies underwent dramatic recent evolution[7]. Certainly the constraints on the space density of dwarf galaxies are weak. This stems from the fact that bright magnitude limited redshift surveys fail to probe representative volumes for dwarf systems[8] and that faint redshift surveys are too small, too incomplete, model dependent and still not faint enough[9]. An additional and probably more fundamental constraint is that dwarf galaxies are typically of low surface brightness, making spectroscopic redshift determination itself problematical. If their space density is high could they, (a) constitute a significant number of baryons (and/or cold dark matter), and (b) present a foreground screen of objects contaminating our window into the distant Universe ?

2 The contribution of dwarf galaxies to the baryon budget

To address this question we utilise the photometric redshift estimates[2] for all galaxies in the Hubble Deep Field[3] to $b_J = 28$. While photometric redshifts are less precise than spectroscopic, they can probe to both very faint fluxes and very faint surface brightness, overcoming the primary spectroscopic obstacles. The HDF photometric redshifts have been tested and verified to $b_J = 26$ [10]. From this dataset we can construct a *volume limited* sample unhindered by surface brightness selection effects and derive an unbiased measure of the luminosity function of galaxies over a broad absolute magnitude range. Of course the HDF is not the ideal local survey instrument and to construct a “local” luminosity function one must relax the definition of “local”. In this case to the redshift interval, $0.1 < z < 0.5$ resulting in a survey volume (for galaxies with $M_B < -13$) of $200h^{-1}\text{Mpc}^3$ for $q_o = 0.5, \Omega = 1$. Figure 1 shows the recovered “local” luminosity distribution for our HDF sample and superimposed is the recent measurement by Loveday[12]. The Loveday fit has been scaled up by a factor of 2 which is coincidentally a similar factor adopted in most faint galaxy models to overcome the often overlooked local normalisation problem[13]; this reopens the question as to whether we live in a large local underdensity[14][15] ! The two datasets on Figure 1 (upper) essentially agree in shape within our volume limited region and then diverge; both surveys suffering from limiting statistics (at $M_B > -13$).

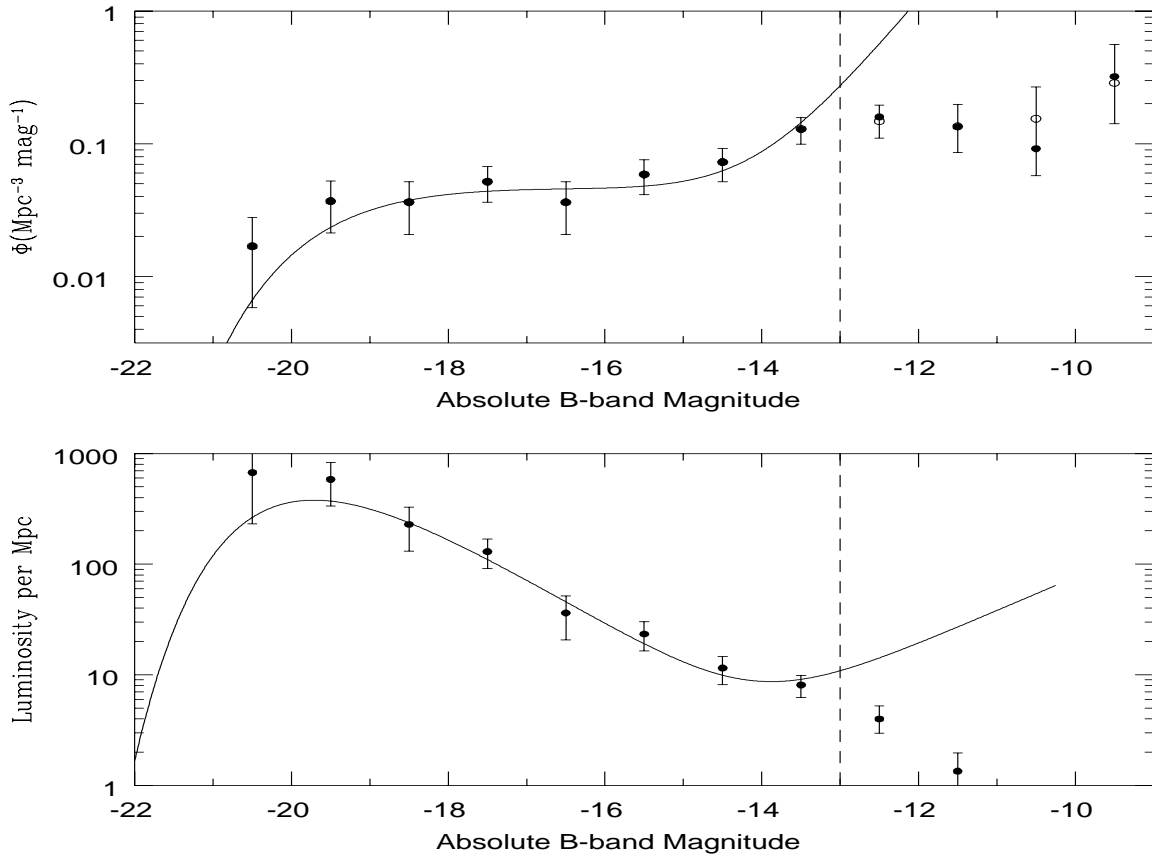


Figure 1: The local luminosity function of galaxies (upper) and the luminosity density distribution (lower) derived from our HDF data. The dashed line indicates the reliable volume-limited region. The solid line shows the fit to the Loveday data (these proceedings). If mass-to-light ratios are invariant with luminosity the lower plot equates to the baryon density distribution.

Figure 1 (lower) shows the total luminosity density for each absolute magnitude interval. To convert this to the contribution to the mass density one requires mass-to-light ratios, an important topic for which relatively little data exists. Results presented at this conference do however suggest comparable mass-to-light ratios to the giants. While this requires substantial further work the implication is that Figure 1 (lower) translates directly to the relative contribution to the baryon density. Dwarf galaxies therefore appear to contribute less than 1% of the total field galaxy baryon budget for $z < 0.5$. To contribute equally to the field baryon budget from dwarf galaxies require a mass-to-light ratio $100\times$ higher than giants. Two further comments: Firstly at very faint luminosities the Loveday data is actually divergent in mass albeit in disagreement with our HDF constraints; secondly hierarchical merger models would predict a shift in the peak of this distribution at higher redshifts towards lower absolute magnitudes.

3 The contamination of deep images by dwarf galaxies

Figure 1 implies that while dwarf galaxies are more numerous than the giants this is insufficient in themselves to contribute substantially to the faint blue galaxy excess[11]. However if they strongly evolve they might still play a part. Normally this is modeled by adopting a local luminosity function, some evolutionary scheme and a cosmological framework. However it is possible to quantify this directly from our dataset by calculating what fraction lies above or below any specified absolute magnitude. Figure 2 shows this result for the B (left) and I (right) bands respectively.

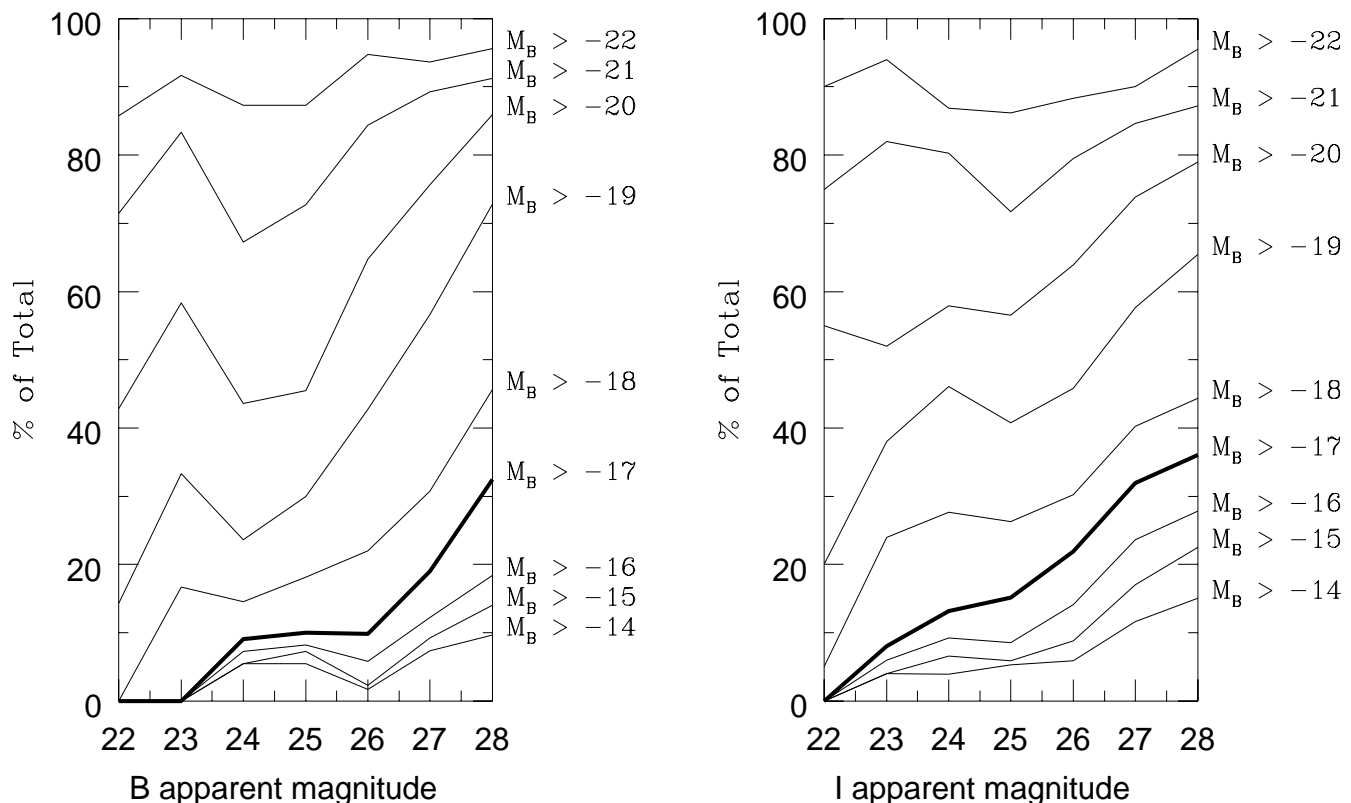


Figure 2: The fractional contribution of galaxies below a specified absolute magnitude to the faint galaxy counts in B (right) and I (left). The thick solid line shows our preferred delineation between dwarfs and giants

These rather unconventional plots are worth sparing a few moments to glance over as they directly answer the initial question while circumventing the need for any model assumptions. Shown on the y-axis is a simple percentage, along the x-axis the apparent magnitude. The lines represent the fractional contribution from galaxies below a specified absolute magnitude, as indicated on the right hand side. One can choose one's own definition of dwarf galaxies, here we highlight (thick solid line) the fractional contribution from those galaxies with $M_B > -17$, our definition of dwarfs. We therefore see that dwarfs constitute $\sim 10\%$ of the faint galaxy population by $b_J = 24$ mags and $I = 23.5$ mags. This rises to 30% by $b_J = 28$ mags. The deeper we look the greater the contribution/contamination. Note that the distance between two lines on Fig. 2 indicates the contribution from a specific luminosity interval.

4 Discussion

It seems that dwarf galaxies represent a small fraction ($< 1\%$) of the local ($z < 0.5$) field galaxy baryon budget and contribute only as a minor player ($< 10\%$ at $b_J = 24$ mags) in the faint blue galaxy problem¹. These are important results but should not equate to the dismissal of dwarf galaxies from the domain of cosmology. They are still more numerous than the giants and feature critically in hierarchical formation scenarios. In fact it seems perplexing how efficient is that process (gravitational instability) which transforms the smooth baryon distribution seen in the Cosmic Background Radiation to the lumpy local distribution of the luminous galaxy populations. The most likely intermediary phase must still surely be the dwarf galaxy but their era of pre-eminence has long passed. We thank the staff, engineers and astronauts involved in the operation and maintenance of the Hubble Space Telescope and note that the Hubble Deep Field was obtained as a public service to the community under the directive of Bob Williams.

References

- [1] Lanzetta K.M., Yahil A., Fernández-Soto A., 1996, *Nature*, 381, 759
- [2] Fernández-Soto A., Lanzetta K., Yahil A., 1998, in preparation
- [3] Williams R.E., *et al.*, 1996, *AJ*, 112, 1335
- [4] Koo D.C., Kron R.G., 1992, *ARA&A*, 30, 613
- [5] Ellis R.S., 1997, *ARA&A*, 35, 389
- [6] Driver S.P., Phillipps S., Davies J.I., Morgan I., Disney M.J., 1994, *MNRAS*, 266, 155
- [7] Phillipps S., Driver S.P., 1995, *MNRAS*,
- [8] Driver S.P., Phillipps S., 1996, *ApJ*, 469, 529
- [9] Driver S.P., Couch W.J., Phillipps S., Windhorst, 1996, *ApJL*, 466, L5
- [10] Hogg D.W., *et al.* 1998, *AJ*, in press
- [11] Driver S.P., Fernández-Soto A., Couch W.J., Odewahn S.C., Windhorst R.A., Phillipps S., Lanzetta K., Yahil A., 1998, *ApJL*, 496, L93
- [12] Loveday J., 1997, *ApJ*, 489, L29
- [13] Driver S.P., Windhorst R.A., Griffiths R.E., 1995, *ApJ*, 543,48
- [14] Shanks T., 1990, in *The Extragalactic Background Light*, eds Bowyer S.C, Leinert C., (Publ: Kluwer), p269
- [15] Zucca E., *et al.* 1997, *A&A*, 326, 477

¹Of course many of the $M_B < -17$ objects may eventually fade into dwarf galaxies locally but if we are consistent in our definition of dwarf galaxies they do not qualify at that moment in time.