

Lensing of Stars by Spherical Gas Clouds

B.T. Draine

Princeton University Observatory, Peyton Hall, Princeton, NJ 08544; draine@astro.princeton.edu

ABSTRACT

If an appreciable fraction of the mass of the Galaxy is contained in cold self-gravitating gas clouds of \sim Jovian mass and \sim AU size, these clouds will act as converging lenses for optical light, and will magnify background stars at a detectable rate. The resulting light curves closely resemble those due to gravitational lensing by a point mass, raising the possibility that some of the events attributed to gravitational microlensing might in fact be due to “gaseous lensing”. During a lensing event, the light from the imaged star would be reddened due to Rayleigh scattering, and the lens would contribute narrow infrared and far-red H_2 absorption lines which could be detected in the stellar spectrum. Existing programs to observe gravitational microlensing, supplemented by spectroscopy in the near-infrared or far-red, can therefore be used to either detect such events or place limits on the number of such gas clouds present in the Galaxy.

Subject headings: dark matter – galaxies: halos – galaxies: ISM – galaxies: the Galaxy – gravitational lenses – ISM: clouds

1. Introduction

A number of authors have proposed that the Galaxy could contain a hitherto-unrecognized population of small, cold, dense self-gravitating gas clouds, in numbers sufficient to contribute an appreciable fraction of the gravitational mass of the Galaxy (Pfenniger, Combes, & Martinet 1994; Gerhard & Silk 1996; Combes & Pfenniger 1997).

Recently, Walker & Wardle (1998) have pointed out that if such clouds existed in the Galactic halo, each would be surrounded by an ionized outflow with a density profile which could explain the “Extreme Scattering Events”, or “ESEs”, (Fiedler et al. 1987) during which extragalactic point radio sources occasionally undergo substantial frequency-dependent amplification and deamplification, apparently due to refraction by a plasma “lens” moving across the line-of-sight. Walker & Wardle noted that the observed frequency of such ESEs could be explained if there was a population of $\sim 10^{14}$ cold self-gravitating gas clouds, with mass $M \lesssim 10^{-3} M_{\odot}$, and radius $R \approx 3$ AU.

Suppose that the Galaxy contains a total mass M_{tot} in such clouds at a typical distance D_{lo} . They would then have a surface-covering fraction

$$f \approx 5 \times 10^{-5} \frac{M_{tot}}{10^{11} M_{\odot}} \frac{1}{M_{-3}} \left(\frac{R}{3 \text{ AU}} \right)^2 \left(\frac{10 \text{ kpc}}{D_{lo}} \right)^2, \quad (1)$$

where $M_{-3} \equiv M/10^{-3} M_{\odot}$. Gerhard & Silk (1996) and Walker & Wardle (1998) note that if the clouds were opaque, their presence would have been revealed by existing stellar monitoring programs studying gravitational “microlensing” (Paczynski 1986; see the review by Paczynski 1996, and references therein), as these experiments would have detected occultation events which would characteristically last $\sim R/200 \text{ kms} \approx 30$ days. Such occultation events have not been reported. However, the hypothesized clouds could be essentially transparent at optical wavelengths: they could have formed from primordial gas, or,

if formed from gas containing metals, the grains could have sedimented to form a small core.

In this *Letter* we point out that even transparent clouds would have lensing effects which would be detectable by the stellar monitoring studies currently underway to study gravitational lensing by compact objects in our Galaxy. Existing data can thus be used to test the hypothesis that cold gas clouds contribute an appreciable fraction of the mass of the Galaxy.

2. Density Profile

Lacking detailed models of the expected thermal profile within a self-gravitating hydrogen-helium gas cloud of mass $M \approx 10^{-3} M_{\odot}$, we consider a spherical gas cloud with a density profile $\rho(r)$ given by a simple functional form,

$$\rho(r) = \frac{2\rho_0(r_0/r)^\gamma}{1 + \exp[(r - r_0)/h]}, \quad (2)$$

with four parameters: a radius r_0 , density $\rho_0 = \rho(r_0)$, power-law index γ , and atmospheric scale height h . If mass loss through a thermal wind is to be negligible, we must have $h \ll r_0$; in this case our assumed $\rho(r)$ is approximately a power-law for $r \lesssim r_0 - h$, and an exponential atmosphere for $r \gtrsim r_0 + h$.

For $h \lesssim r_0$ and $\gamma < 3$, the total mass $M \approx 8\pi\rho_0 r_0^3/(3 - \gamma)$. Thus,

$$\rho_0 \approx 9 \times 10^{-13} (3 - \gamma) M_{-3} \left(\frac{3 \text{ AU}}{r_0} \right)^3 \text{ g cm}^{-3}. \quad (3)$$

We do not expect $\rho(r)$ to be accurately described by a power-law, but eq.(2) allows us to approximate $\rho(r)$ for $r > b$, where b is the distance of closest approach of the light ray to the center. If the gas cloud is approximately isothermal, we expect $\gamma \approx 2$ to provide a good approximation. If the interior of the cloud is warmer than the exterior, then $\gamma < 2$; if the interior is cooler, then $\gamma > 2$. The central density is finite, so there must be a central “core” where the density is approximately constant. If this

central core is determined by degeneracy pressure, then we expect the core radius $r_c/r_0 \approx (\rho_0/\text{g cm}^{-3})^{1/\gamma}$. For $\rho_0 \approx 10^{-12} \text{ g cm}^{-3}$ and $\gamma \approx 2$, $r_c/r_0 \approx 10^{-6}$.

3. Gaseous Lensing

For $\rho \lesssim 10^{-2} \text{ g cm}^{-3}$, the refractive index m is

$$m(\lambda) = 1 + \alpha(\lambda)\rho \quad . \quad (4)$$

For H_2/He gas consisting of 24% He by mass, $\alpha = 1.243 \text{ cm}^3 \text{ g}^{-1}$ at 4400 \AA , and $\alpha = 1.214 \text{ cm}^3 \text{ g}^{-1}$ at 6700 \AA (AIP Handbook, 1972).

For small deflections, an incident light ray with impact parameter b will be deflected through an angle

$$\phi(b) = -2\alpha b \int_b^\infty \frac{dr}{(r^2 - b^2)^{1/2}} \frac{d\rho}{dr} \quad . \quad (5)$$

Let D_{sl} be the distance from the source to the lens, and D_{lo} the distance from the lens to the observer. If b_0 is the distance of the lens from a straight line from the source to the observer, then the apparent distance b of the image from the lens is given by the lensing equation

$$b - b_0 = D\phi(b) \quad , \quad (6)$$

$$D \equiv \frac{D_{sl}D_{lo}}{D_{sl} + D_{lo}} \quad . \quad (7)$$

For a point source, the image magnification is given by

$$M(b) = \frac{|b|}{b_0} \frac{1}{1 - D\phi'(b)} \quad , \quad (8)$$

where

$$\phi'(b) \equiv \frac{d\phi(b)}{db} = -2\alpha \int_0^\infty dz \left[\frac{b^2}{r^2} \frac{d^2\rho}{dr^2} + \frac{x^2}{r^3} \frac{d\rho}{dr} \right] \quad . \quad (9)$$

As in the case of gravitational lensing, for a given value of b_0 our singular density profile¹ (2) gen-

¹ A realistic density profile would have a “core” with a finite density. In this case, there would be an odd number of images. However, if the core introduces a third image, it is likely to be very faint, for two reasons: (1) the central image is strongly demagnified; and (2) the core is likely to be opaque.

erally allows two different solutions $b_1 > 0$ and $b_2 < 0$ of the lensing equation (6), with magnifications $M(b_1)$ and $M(b_2)$. In the present application the two images are unresolved, and the total amplification is $A(b_0) = M(b_1) + M(b_2)$.

We define a “strength” parameter

$$S \equiv \frac{\alpha\rho_0 D}{r_0} \quad . \quad (10)$$

As we will see, when S is of order unity, large amplifications (and deamplifications) are possible even for b_0/r_0 of order unity, whereas if $S \ll 1$, appreciable amplification only occurs for $b_0 \ll r_0$. From eq. (3),

$$S \approx \frac{(3 - \gamma)\alpha M D}{8\pi} \frac{D}{r_0^4} \quad (11)$$

$$\approx 7 \times 10^{-4} (3 - \gamma) M_{-3} \left(\frac{D}{10 \text{ kpc}} \right) \left(\frac{3 \text{ AU}}{r_0} \right)^4 \quad . \quad (12)$$

Thus gas clouds with the parameters proposed by Walker & Wardle (1998) would be expected to have $S \approx 10^{-3}$, but S is quite sensitive to the value of r_0 .

For $S \ll 1$ appreciable lensing occurs only for $|b| \lesssim r_0/2$, and it is convenient to approximate the density (2) as a pure power law, $\rho \approx 2\rho_0(r_0/r)^\gamma$. For $b_0 = 0$ the lensing equation (6) then yields the equivalent of the “Einstein radius” for gravitational lensing,

$$b_E = [4\gamma\beta(\gamma)S]^{1/(\gamma+1)} r_0 \quad (13)$$

$$\rightarrow (2\pi S)^{1/3} r_0 \quad \text{for } \gamma = 2 \quad , \quad (14)$$

$$\beta(\gamma) \equiv \int_1^\infty dx x^{-(\gamma+1)} (x^2 - 1)^{-1/2} \quad . \quad (15)$$

For $b_0 \lesssim b_E/2$ we have $b_1 \approx b_E$ and $b_2 \approx -b_E$, and the total amplification is found to be

$$A(b_0) \approx \left(\frac{2}{\gamma + 1} \right) \left(\frac{b_E}{b_0} \right) \quad (16)$$

$$\rightarrow \frac{2}{3} \left(\frac{b_E}{b_0} \right) \quad \text{for } \gamma = 2 \quad . \quad (17)$$

Eq. (16) generically has $A(b_0) \propto b_0^{-1}$ independent of the choice of γ – this means that the *shape* of

the high-amplification part of the light curve is independent of the value of the power-law index! This result is quite general, and does not require that the density profile be a power-law: if there is a solution $b_E > 0$ to the equation $\phi(b_E) = b_E/D$ [c.f. eq. (6)] it follows that

$$A(b_0) \approx \frac{b_E/b_0}{1 - D\phi'(b_E)} \propto \frac{1}{b_0} \quad \text{for } b_0 \ll b_E. \quad (18)$$

Thus an isothermal gas cloud with $\gamma = 2$ – or any spherically-symmetric gas cloud capable of lensing – will have the same shape light curve (within the high-amplification region $b_0 \ll b_E$) as for gravitational lensing by a point mass!

It is important to stress that this “degeneracy of light curves” applies only in the high-amplification region $b_0 \ll b_E$. Indeed, energy conservation requires that gaseous lenses must demagnify as well as magnify. Thus all gaseous lenses *must* have a region where $A < 1$. For “weak” lenses with $S \ll 1$, the amplification drops only slightly below unity for $b \approx r_0$, as will be seen below.

4. Sample Light Curves

We will consider two different values for the power-law index γ , and several values of the lensing strength parameter S .

In Figs. 1 and 2 we show results for lenses with $S = 0.01$, $h/r = 0.1$, and power-law indices $\gamma = 1$ and 2. In each figure we also show, for comparison, an ideal “gravitational lensing” light curve fitted² to the light curve with the largest peak amplification A_{max} .

Fig. 3 shows sample light curves for a lens with $S = 0.001$ and $\gamma = 2$. Comparison with Fig. 1 shows that for the weaker lens a smaller value of b_0 is required to achieve a given peak amplification, as expected.

² The gravitational lensing light curve is fitted by requiring it to have the same peak amplification A_{max} and to have the same width at $A = A_{max}^{1/2}$.

If we increase the strength of the lens, we begin to see strong deamplification by the atmosphere with its steep density gradient. Fig. 4 shows sample light curves for a lens with $S = 0.1$ and $\gamma = 2$. For this case we see deamplification to about 80% of the unlensed brightness, on either side of the amplification peak.

5. Distribution of Peak Amplifications

For $S \lesssim 0.1$ the amplification function $A(b_0)$ is a monotonically decreasing function of b_0 for $A \gtrsim 1.5$. If the lens is uncorrelated with the sources then the frequency of lensing events with peak amplification $> A$ is

$$f(A) \propto b_0(A) \quad , \quad (19)$$

where $b_0(A)$ is the value of b_0 for which the amplification equals A . In Fig. 5 we plot $f(A)$ normalized by $f(2)$. Note that for $S \ll 1$, the $f(A)$ for gaseous lenses with $\gamma = 2$ are nearly indistinguishable from $f(A)$ for gravitational lensing by a point mass, except for amplifications $A \lesssim 1.1$. If gaseous lenses are present, they will have peak amplification distributions very similar to what is expected for gravitational lensing by a point mass, a necessary consequence of eq. (18), which shows that generically $f(A) \propto A^{-1}$ when $A \gtrsim 2$.

6. Discussion

It is not obvious how cold self-gravitating gas clouds with the properties suggested by Walker & Wardle might have formed, or whether such clouds would be expected to be stable for $\sim 10^{10}$ yr. However, if they do exist, Walker & Wardle show that they would solve two long-standing problems: (1) they would contain the “missing” baryons in the Galaxy; and (2) their ionized envelopes would account for the Extreme Scattering Events. It is therefore notable that these same clouds could ameliorate a third problem: the fact that microlensing searches detect a larger number of amplification events toward the LMC than expected for lensing by stars and

stellar remnants. Perhaps some of these events are actually due to gaseous lensing.

From Fig. 6 we see that appreciable magnification requires $b_0 \lesssim 0.5b_E$. Using eq. (14) for clouds with $M_{-3} \approx 1$ and $r_0 = 3$ AU, we estimate an “effective” radius $R \approx 0.5b_E \approx 4 \times 10^{12}$ cm. If there are $\sim 10^{14}$ such clouds at a typical distance of ~ 10 kpc, then $\sim 4 \times 10^{-7}$ of the stars in the LMC or SMC would be involved in a moderately strong lensing event at any instant. For a cloud with $\gamma = 2$, $S = .001$, and $r_0 = 3$ AU, the lensing event time scale would be $\sim b_E/200 \text{ kms} \approx 5$ days; this is shorter than observed LMC microlensing events (the shortest 2 of the 10 events reported by Alcock et al. 1997 have $b_E/v_\perp = 17$ and 21 days), but the detection efficiency of the MACHO experiment favors longer events. In addition, b_E could be increased by raising the adopted cloud mass, or decreasing the cloud radius, since for $\gamma = 2$ we have $b_E \propto M^{1/3} r_0^{-1/3}$.

We have shown that light curves for spherical gaseous lenses bear considerable similarity to the light curves expected for gravitational lensing. As a consequence, it would not be trivial to distinguish gravitational lensing from gaseous lensing purely on the basis of optical light curves, particularly since departures from ideal gravitational lensing of point sources by point masses are anticipated due to blending with other stars, lensing by stars with planetary or stellar companions, and sources of finite angular extent. For “weak” lenses, the light curves differ appreciably from ideal gravitational lensing only in the region where the amplification $A \lesssim 1.5$. If the gas cloud were to be appreciably nonspherical, perhaps due to rotational support, the light curves would be altered, and study of such effects would be called for if at some future date gaseous lensing is observed. Here we consider other direct observational signatures of gaseous lensing.

Walker & Wardle (1998) have pointed out that the lensing of radio waves by the ionized halo surrounding a cold gas cloud would have a very dif-

ferent “light curve”. Unfortunately, typical stars are not detectable at radio frequencies, so comparison of optical and radio light curves would only be possible in rare cases, such as lensing of a quasar. Walker & Wardle also noted that the atomic hydrogen in the gas cloud should produce strong 21 cm absorption features; once again, however, this requires a compact radio source for detection. The typical ESE will have $b_0 \gtrsim r_0$, since all that is required is that the radio light path pass through the plasma surrounding the gas cloud. As a result, most ESEs would not show appreciable optical lensing.

The cold molecular gas will be nearly transparent at infrared and optical frequencies, but could be detected through H_2 absorption lines. The characteristic H_2 column density for lensing events is the column density for lensing with $b = \pm b_E$:

$$N_E(\text{H}_2) \approx \frac{4\rho_0 r_0}{2.64m_{\text{H}}} \left(\frac{r_0}{b_E}\right)^{\gamma-1} \int_1^\infty dx \frac{x^{1-\gamma}}{(x^2-1)^{1/2}} \quad (20)$$

$$\approx (2\pi)^{2/3} \frac{\rho_0 r_0}{2.64m_{\text{H}}} S^{-1/3} \quad \text{for } \gamma = 2 \quad (21)$$

$$\approx 3 \times 10^{26} M_{-3}^{2/3} \left(\frac{3 \text{ AU}}{r_0}\right)^{2/3} \left(\frac{10 \text{ kpc}}{D}\right)^{1/3} \text{ cm}^{-2} . \quad (22)$$

The H_2 will be mainly in the $(v, J) = (0, 0)$ and $(0, 1)$ levels. Quadrupole vibrational absorption lines out of these two levels are listed in Table 1, with line-center absorption cross sections σ_0 computed neglecting pressure broadening. For the estimated column densities in eq. (22) we see that the 1-0 transitions would have central optical depths $\tau \approx 500$. While the overtone transitions are weaker, the increased stellar brightness near $\sim 8300 \text{ \AA}$ plus sensitive CCD detectors may make the 3-0 transitions best to use. Detection of these absorption features would both confirm the gaseous nature of the lens and determine its radial velocity, expected to be $\sim 200 \text{ kms}$ if the lens belongs to the halo as proposed by Walker & Wardle.

The optical dispersion results in larger amplification in the blue. Noting that $A \propto S^{1/3}$ for $\gamma = 2$ [cf. eq. (17)] we expect $A(4400 \text{ \AA})/A(6700 \text{ \AA}) \approx 1.008$; the resulting “blueing” would be minimal unless $A \gg 1$. Dispersive effects are larger at shorter wavelengths, but the increased amplification is counteracted by Rayleigh scattering, which will redden light passing through the cloud (Walker & Wardle 1998). The Rayleigh scattering cross section is $\sim 8.4 \times 10^{-29} (\mu\text{m}/\lambda)^4 \text{ cm}^2$, resulting in reddening of a magnified star by $E(B-V) \approx 1.3 \times 10^{-27} N(\text{H}_2) \text{ cm}^2$, giving $E(B-V) \approx 0.4$ for the estimated $N_E(\text{H}_2)$ from eq. (22).

If the lensed star happened to be bright in the ultraviolet, the gaseous lens would completely block the ultraviolet radiation shortward of $\sim 1200 \text{ \AA}$ through the damping wings of the Lyman and Werner band transition of H_2 , which overlap to form an opaque continuum shortward of $\sim 1110 \text{ \AA}$ for $N(\text{H}_2) \gtrsim 10^{21} \text{ cm}^{-2}$ (Draine & Bertoldi 1996). Since most target stars are far too faint to be detected in the vacuum ultraviolet, however, it seems unlikely that this absorption could be observed.

7. Summary

If a substantial fraction of the mass of the Galaxy is in the form of self-gravitating cold molecular clouds of approximately Jovian mass, as proposed by Walker & Wardle (1998) and others, this population can be detected by existing programs to observe gravitational microlensing of stars in the LMC and SMC. If the gas clouds are dust-free and approximately isothermal, they will produce magnification events with light curves which resemble those resulting from gravitational lensing by a point source. Hence it is conceivable that some of the observed microlensing events might in fact be due to gaseous rather than gravitational lenses.

The dispersive effects of the gas would produce slightly larger amplification in the blue, but this is counteracted by Rayleigh scattering by the H_2 ,

and the star will instead be slightly reddened. A number of quadrupole lines of H_2 would be detectable in absorption during the lensing event; this would be the most unambiguous signature of “gaseous lensing”. Upper limits on reddening or absorption line strengths during lensing events could therefore be used to either detect or place upper limits on the number of cold, dense gas clouds present in the Galaxy.

I am grateful to Bohdan Paczynski for helpful comments, and to Robert Lupton for the availability of the SM package. This work was supported in part by NSF grant AST-9619429.

REFERENCES

- Alcock, C. et al. 1997, *ApJ*, 486, 697
- American Institute of Physics Handbook, ed. D.E. Gray, Table 6e-5
- Combes, F., & Pfenniger, D. 1997, *A&A*, 327, 453
- Draine, B.T., & Bertoldi, F. 1996, *ApJ*, 468, 269
- Fiedler, R., Dennison, B., Johnston, K.J., & Hewish, A. 1987, *Nature*, 326, 675
- Gerhard, O., & Silk, J. 1996, *ApJ*, 472, 34
- Paczynski, B. 1986, *ApJ*, 304, 1
- Paczynski, B. 1996, *ARAA*, 34, 419
- Pfenniger, D. Combes, F., & Martinet, L. 1994, *A&A*, 285, 79
- Walker, M., & Wardle, M. 1998, *ApJL*, 498, L125

transition	$\lambda(\mu\text{m})$	$\sigma_0 (10^{-26} \text{ cm}^2)^{\text{a}}$
1-0 Q(1)	2.4066	$94.9 \sigma_5^{-1}$
1-0 S(0)	2.2233	$221 \sigma_5^{-1}$
1-0 S(1)	2.1218	$123 \sigma_5^{-1}$
2-0 Q(1)	1.2383	$5.85 \sigma_5^{-1}$
2-0 S(0)	1.1896	$17.0 \sigma_5^{-1}$
2-0 S(1)	1.1622	$11.1 \sigma_5^{-1}$
3-0 Q(1)	0.8500	$0.253 \sigma_5^{-1}$
3-0 S(0)	0.8275	$0.971 \sigma_5^{-1}$
3-0 S(1)	0.8153	$0.731 \sigma_5^{-1}$
4-0 Q(1)	0.6567	$0.016 \sigma_5^{-1}$
4-0 S(0)	0.6437	$0.080 \sigma_5^{-1}$
4-0 S(1)	0.6370	$0.069 \sigma_5^{-1}$

Table 1: H₂ Absorption Lines

^a σ_5 is the one-dimensional velocity dispersion of the H₂ in km/s.

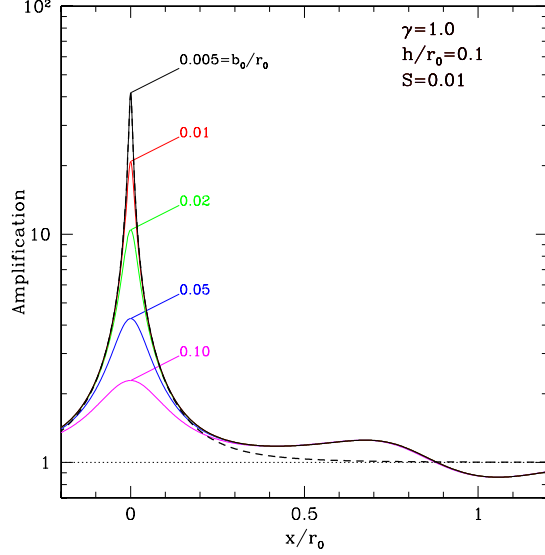


Fig. 1.— Light curves for transparent gas cloud with ρ given by eq. (2) with $\gamma = 1$, for strength parameter [see eq.(10)] $S = 0.01$, and $h/r_0 = 0.1$. Light curves are labelled by b_0/r_0 , where b_0 is the impact parameter of the trajectory of the source in the lens plane; x is displacement along the source trajectory. Also shown is an ideal “gravitational lensing” light curve (broken line) fitted to the highest amplification light curve (see text). Note that the gaseous lens and gravitational lens light curves are nearly indistinguishable when $A \gtrsim 1.5$, but show systematic differences at low amplification, with the gaseous lens giving a larger amplification than the gravitational lens for $0.2 \lesssim x/r_0 \lesssim 0.9$, and deamplification for $x \gtrsim 0.9r_0$.

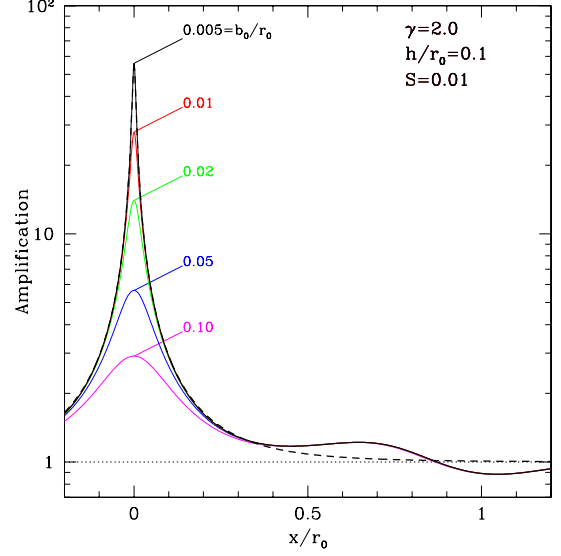


Fig. 2.— Same as Fig. 2 but for $\gamma = 2$. For this case the gaseous lens and gravitational lens light curves are nearly indistinguishable down to amplifications $A \approx 1.2$.

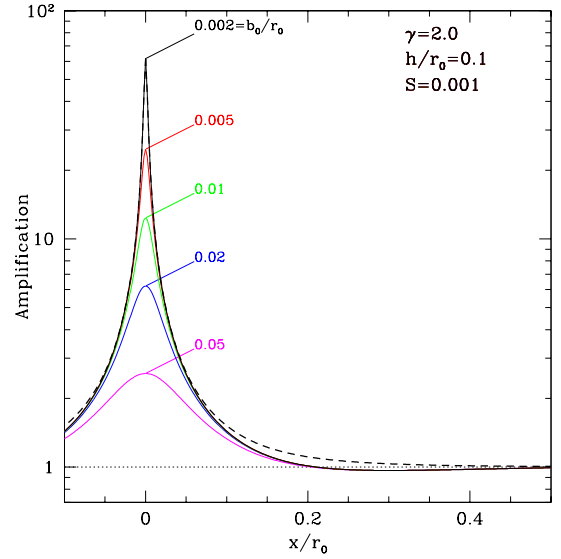


Fig. 3.— Same as Fig. 2 but for $S = 0.001$. For this case the gaseous lens and gravitational lens light curves are nearly indistinguishable down to amplifications $A \approx 1.5$. Only slight deamplification takes place.

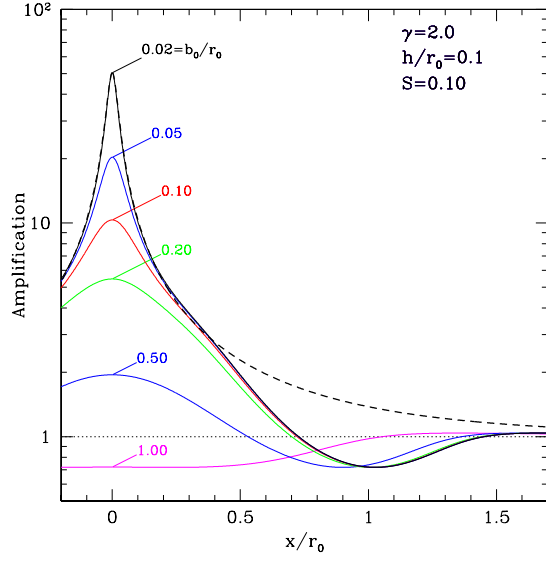


Fig. 4.— Same as Fig. 4 but for $S = 0.1$. For this case the lens is strong enough that the outer “atmosphere” contributes substantial deamplification.

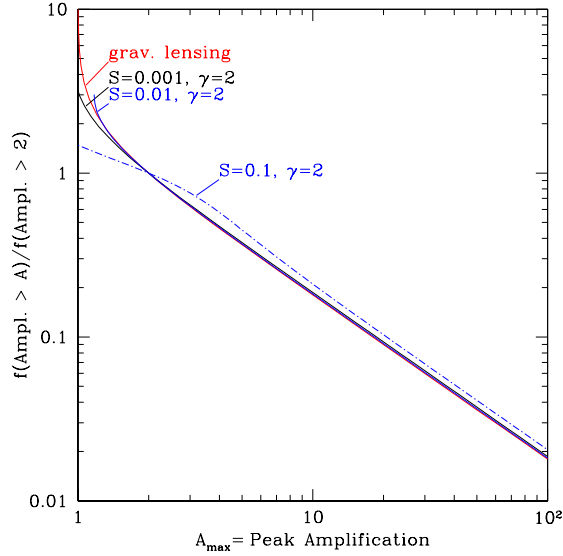


Fig. 5.— Cumulative frequency distribution $f(A)$ for events with amplification exceeding A , normalized by the frequency of events with amplification exceeding $A = 2$, for gravitational lensing by a point source, and gaseous lenses with $\gamma = 2$ and three values of S .

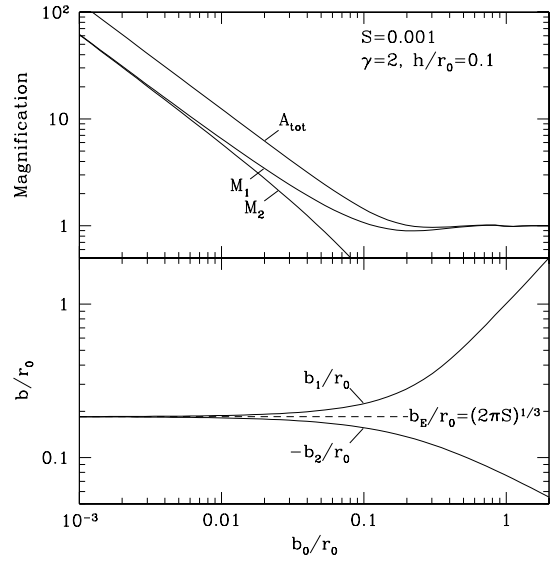


Fig. 6.— Image magnifications M_1 and M_2 (upper panel) and closest approach distances b_1 and b_2 (lower panel) for rays forming images 1 and 2, for lensing by a cloud with $S = 0.001$, $\gamma = 2$, and $h/r_0 = 0.1$. Also shown is the radius b_E of the analogue of the “Einstein ring”.