

# The survival of the Sgr dwarf galaxy and the flatness of the rotation curve of the Galaxy

HongSheng Zhao

Sterrewacht Leiden, Niels Bohrweg 2, 2333 CA, Leiden, The Netherlands  
(hsz@strw.LeidenUniv.nl)

## ABSTRACT

How has the “fluffy” core of the Sgr dwarf galaxy survived multiple strong shocks from the tidal force of the Galactic halo and disc since the formation of the core a Hubble time ago? A scenario that Sgr was deflected to its current orbit by the Magellanic Clouds after a rendezvous on the north Galactic pole 2 – 3 Gyrs ago is examined. It is shown that the conditions of the collision fix both the sense of circulation of Sgr and the LMC around the Galaxy and the slope of the Galactic rotation curve. The model argues that the two orthogonal polar circles traced by a dozen or so Galactic halo dwarf galaxies and globular clusters (LMC-SMC-Magellanic Stream-Draco-Ursa Minor along  $l \approx 270^\circ$  and M54-Ter 7-Ter 8-Arp 2-NGC 2419-Pal 15 along  $l \approx 0^\circ$ ) are streams of tidal relics from two ancient galaxies which was captured on two intersecting polar rosette orbits by the Galaxy. Our results favor the interpretation of microlensing towards the LMC being due to source or lens stars in tidal features of the Magellanic Clouds. We discuss direct and indirect observations to test the collision scenario.

*Subject headings:* Galaxy: halo - galaxies : individual (Sgr) - Magellanic Clouds - galaxies: interactions - Galaxy: kinematics and dynamics - methods: analytical

## 1. Introduction

The recently discovered dwarf galaxy at about 25 kpc from the Sun in the direction of the Sagittarius constellation (Ibata, Gilmore & Irwin 1994) is the closest galaxy known to us. It is traced by two long trailing/leading tails on the sky (together more than  $8^\circ \times 22^\circ$  in solid angle) with most of its stars still clustered around a low density luminous core (roughly  $0.001L_\odot\text{pc}^{-3}$  with semi-axes 1 : 1 : 3 kpc). It is puzzling why this fluffy core of the dwarf galaxy has not been fully “digested” by the Galaxy, in the sense that stars have not fully dispersed out of the core despite the severe shocks at pericentric passage from the tidal force of the Galactic halo (about 10 – 100 times stronger than that experienced by satellites in the outer halo, the Magellanic Clouds and the Fornax dwarf galaxy included) and shocks when crossing the disc of the Galaxy. The best fit to Sgr’s morphology, radial velocity (Ibata, Gilmore & Irwin 1995) and proper motion (Ibata, Wyse, Gilmore & Suntzeff 1997) yields an orbit with a pericenter-to-pericenter period of about 0.8 Gyr and a peri and apo-center at about 10 and 50 kpc respectively (Velázquez & White 1995). Simulations show that if a typical Galactic dwarf galaxy (such as Fornax) were replaced on Sgr’s orbit, it would dissolve in no more than two peri-centric passages by the strong peri-centric tidal shock of the Galaxy near 10 kpc (Velázquez & White 1995; Johnston, Spergel & Hernquist 1995; Johnston, Hernquist & Bolte 1996; Edelson & Elmegreen 1997). This apparently contradicts the observation that the dominant stellar population in the core is older than 10 Gyrs (Matteo et al. 1995, Fahlman et al. 1996), implying that Sgr has survived 10 – 20 peri-centric tidal shocks of the Galaxy.

To circumvent this dilemma we need to abandon either or both of the following hidden assumptions: (i) the light distribution of Sgr traces its mass, and (ii) Sgr has always been on the same low-pericentric orbit in a rigid Galactic po-

tential for the past 5 to 10 Gyrs. Ibata, Wyse, Gilmore & Suntzeff (1997) postulate a dense dark halo of Sgr surrounding the luminous part to hold the system together; they require Sgr’s mass density to be uniform inside about 3 kpc of its core with a value ( $\sim 0.03M_\odot\text{pc}^{-3}$ ) several times the mean Galactic halo density inside 10 kpc ( $0.013M_\odot\text{pc}^{-3}$ ). An inspection of Sgr’s rosette-like orbit in relation to that of the Magellanic Clouds (MCs) offers a completely different line of thought. They are on nearly orthogonal planes intersecting along the poles with their Galactocentric radii overlapping at about 50 kpc. So an encounter at the north or south pole some time in the past or future is quite inevitable. A recent preprint by Ibata & Lewis (1998), shortly after the completion of the work reported in this *Letter*, also remarked on a small chance of an interaction after noticing in their simulations a weak perturbation to Sgr’s orbit when they turned on the moving gravitational field of the massive MCs. Unfortunately the effect was in the end neglected on grounds of low probability without thoroughly exploring the parameter space (of satellite velocities and the Galactic potential) and the important consequences of a rare strong interaction. So same as Ibata et al. (1997) they were thus left with no alternative but to conclude a massive dark halo of Sgr to be the only explanation for Sgr’s presence on a low-pericentric orbit after a Hubble time.

In this *Letter* we examine the encounter scenario, as illustrated in Fig. 1, where Sgr has been pulled back from an originally high angular momentum/energy orbit to the present low angular momentum/energy orbit by the massive MCs. A recent encounter would have the advantage to allow Sgr to spend most of its lifetime on a “safe” orbit with a pericenter (say, 20 kpc) too high to be harassed by the sharply declining tidal force of the Galaxy (e.g., Kroupa 1997, Oh, Lin & Aarseth 1995); in a halo with an  $r^{-2}$  density profile the pericentric shock would drop by a factor of 4 from 10 kpc to 20 kpc.

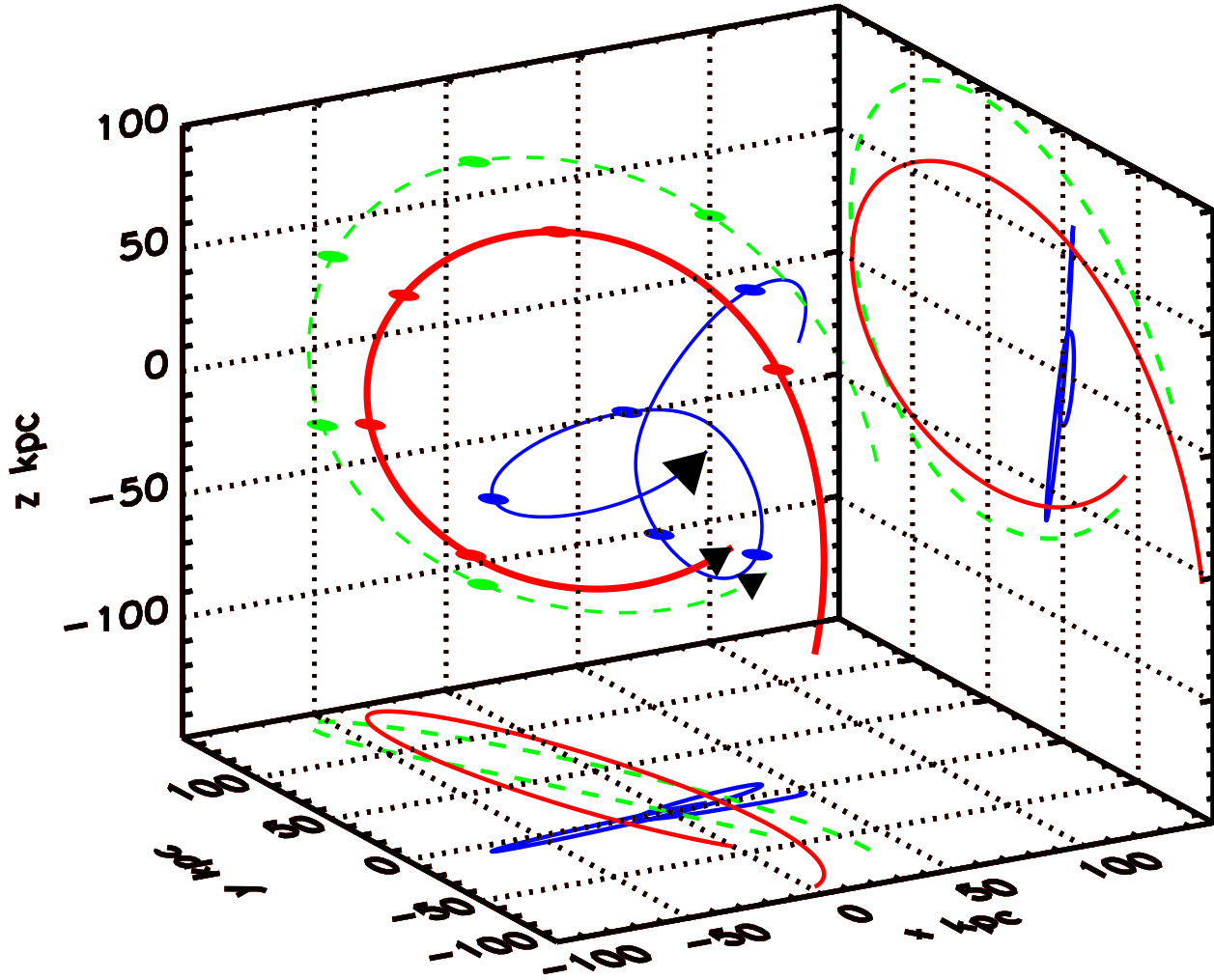


Fig. 1.— A 3D view and  $x - y$ ,  $y - z$  projections of the orbits of the LMC/SMC (thick red/dashed green lines near the  $x = 0$  plane) and Sgr (thin blue curve near the  $y = 0$  plane); the Sun is be at  $(x, y, z) = (-8, 0, 0)$  kpc. The three systems are integrated backward for 3 Gyrs (with ellipses marking steps of 0.5 Gyr from the present epoch (with velocity vectors marked by arrows) inside the Galactic potential.

Various interesting aspects of this scenario will be discussed at the end. But the aim of this *Letter* is to report an independent constraint on the rotation curve of the Galaxy as imposed purely by *timing the collision*. The essence is the following. The random chance for the LMC and Sgr to meet each other is obviously low, about 1% for a 10 kpc closest approach in the past 3 Gyrs for a general set of Galactic potentials and initial conditions of the satellites. So the same argument could be inverted: once we accept the deflection by the MCs as a plausible way out of Sgr’s dilemma a stringent set of conditions on the potential of the halo and the proper motions of the satellites must follow.

## 2. “Measure” the potential of the MW and proper motions of the LMC and Sgr by timing

Consider the following timing argument for when and where the collision happens. The collision happens most likely when Sgr was near its apocenter and the LMC again near its pericenter which means that Sgr was  $(n + \frac{1}{2})$  epicycles back and the LMC  $k$  epicycles back, where  $n$  and  $k$  are integers. The angles which the LMC and Sgr have rotated away from the site of the collision are related to the epicycles by  $\beta \approx \frac{360^\circ k}{\theta_{lmc}} \approx \frac{360^\circ(n+0.5)}{\theta_{sgr}}$ , where  $1 < \beta < 2$  is the ratio of the period of one rotation around the Galaxy with that of one radial epicycle; it is essentially a constant for all orbits in a nearly power-law potential (Binney & Tremaine 1987; Johnston 1997). Since Sgr ( $l = 5.6^\circ, b = -14.1^\circ$ ) and the LMC ( $280^\circ, -33^\circ$ ) are presently  $250^\circ$  and  $240^\circ$  from the north Galactic pole, to meet at the poles requires  $\left[ \frac{\pm\theta_{lmc}-240^\circ}{360^\circ}, \frac{\pm\theta_{sgr}-250^\circ}{360^\circ} \right]$  to approximate to a pair of integers if the collision was on the north pole or half integers if on the south pole, where the plus sign corresponds to Sgr and the LMC moving towards the plane and the minus sign, moving away. In solving the above equations we allow  $\pm 20^\circ$  angular offset from the poles and

$\pm 45^\circ$  phase offset (equivalent of  $\frac{1}{8}$  of an epicycle) from the pericenters or apocenters at the time of collision. This roughly puts both satellites at around 10 kpc of each other, and at about 40 – 60 kpc from the Galactic center. The dynamical friction with the halo can offset the sky position of the massive LMC at the time of the encounter, but the amount  $\Delta\theta \sim \frac{M_{lmc}k}{M_{mw}(r < 50\text{kpc})} \sim \frac{(1.5 \pm 1.0) \times 10^{10} M_\odot k}{5 \times 10^{11} M_\odot} \sim (0.03 \pm 0.02) \sim 3^\circ$  is negligibly small compared to the allowed error of  $20^\circ$ ; in addition recent data by Kunkel et al. 1997 favors a small mass for the LMC. With a similar argument any slight flattening in the Galactic potential can be neglected; squashing the Galactic potential to an axis ratio of  $q = 0.9$  would change the orbit by a tolerable amount of  $\Delta\theta \sim (1 - q) \sim 0.1 \sim 6^\circ$ .

It is easy to show that as far as recent collisions are concerned (say  $n < 3$ ), the only possible solution is that  $n = 2, k = 1, \theta_{lmc} = (240^\circ \pm 20^\circ), \theta_{sgr} = (610^\circ \pm 20^\circ)$ . This means that the collision happened on the *north Galactic pole*, the LMC is presently leading the Magellanic Stream, and the Sgr is moving *towards* the Galactic plane (exactly in the sense as the observed proper motion of Sgr by Ibata et al. 1997). The timing argument also predicts that the epicycle period of the LMC is about  $\frac{\theta_{sgr}}{\theta_{lmc}} = (2.54 \pm 0.23)$  times that of Sgr, which matches very well with 2 Gyrs and 0.8 Gyrs epicycle periods for the LMC (e.g., Lin, Jones, & Klemola 1995; Moore & Davis 1994; Gardiner, Sawa & Fujimoto 1994; Murai & Fujimoto 1980; Lin & Lynden-Bell 1982 and references therein) and Sgr (e.g. Velázquez & White 1995, Ibata et al. 1997) respectively from previous models. Now Sgr has circulated around the Galaxy ( $610^\circ \pm 20^\circ$ ) from the start of the collision and in the meantime advanced  $2.5 \pm 0.125$  epicycles, equivalent to a phase angle ( $900^\circ \pm 45^\circ$ ). Thus an estimate can also be made of  $\beta$ , the ratio of the rotation period to the epicycle period in the Galactic potential:  $\beta = \frac{900^\circ \pm 45^\circ}{610^\circ \pm 20^\circ} = (1.475 \pm 0.088)$ . Combined with a similar estimate from the LMC’s position, we

have  $\beta = (1.48 \pm 0.08)$ , close to the value ( $\sqrt{2}$ ) for a logarithmic potential. This provides a fully *independent* argument for a dark halo of the Milky Way at intermediate radius (10-100 kpc) where the constraints from traditional data sets are weak.

An indirect “measure” of the velocities of the Magellanic Clouds and Sgr can also be made with similar analytical arguments. The velocity of a satellite at radius  $r$  is related to the characteristic size ( $R$ ) of its orbit simply by  $V = \sqrt{2[\Phi(R) - \Phi(r)]} = V_{c,mw} \sqrt{2 \ln(R/r)}$  in a logarithmic potential  $\Phi(r) = V_{c,mw}^2 \ln(r)$ ; for an exactly radial orbit  $R$  is the apocenter radius. Thus a close encounter of the LMC and Sgr requires

$$\frac{V_{lmc}}{V_{c,mw}} = \sqrt{2 \ln \left( \frac{R_{lmc}}{r_{lmc}} \right)} = (1.37 \pm 0.27), \quad (1)$$

$$\frac{V_{sgr}}{V_{c,mw}} = \sqrt{2 \ln \left( \frac{R_{sgr}}{r_{sgr}} \right)} = (1.51 \pm 0.15).$$

In the above estimation we have adopted  $r_{sgr} = (16 \pm 1)$  kpc and  $r_{lmc} = (50 \pm 1)$  kpc for the present radii of the two satellites. For Sgr to reach the LMC  $R_{sgr}$  should equal  $r_{lmc}$  with a 10 kpc uncertainty, thus  $R_{sgr} = (50 \pm 10)$  kpc. To estimate  $R_{lmc}$ , we note that the orbital period is nearly proportional to the orbital size  $a$  in a logarithmic potential (Johnston 1997), thus  $R_{lmc} = (2.54 \pm 0.23) R_{sgr} = (127 \pm 40)$  kpc.

Two interesting results follow from the above condition. First the transverse velocity of Sgr can be estimated from that of the LMC ( Jones, Klemola & Lin 1994 and HIPPARCOS measurements from Kroupa & Bastian 1997) from the velocity ratios after taking into account of radial velocities. The result  $V_{t,sgr} = (237 \pm 60)$  km s<sup>-1</sup> is consistent with  $V_{t,sgr} = (250 \pm 90)$  km s<sup>-1</sup> from direct measurement of Sgr’s latitudinal proper motion with respect to the Galactic bulge (Ibata et al. 1997).

Second the observed space velocities of Sgr and the LMC translate to a circular rotation

speed of the MW  $V_{c,mw} = (200 \pm 53)$  km s<sup>-1</sup> and  $(194 \pm 45)$  km s<sup>-1</sup> respectively. Approximating the rotation curve as a power law with a slope  $\frac{d \log V_{c,mw}}{d \log r} = \frac{\beta^2}{2} - 1 = 0.09 \pm 0.08$  and an amplitude normalized to  $(197 \pm 34)$  km s<sup>-1</sup> at 50 kpc, we find that the collision requires the dynamical mass of the Milky Way to increase as

$$\log \left[ \frac{M_{mw}(< r)}{4.55 \times 10^{11} M_{\odot}} \right] = (1.2 \pm 0.3) \log \left[ \frac{r}{50 \text{kpc}} \right] \pm 0.3 \quad (2)$$

in the radii from 10 kpc to  $127 \pm 40$  kpc as spanned by the orbits of Sgr and the LMC, where  $2\sigma$  error bars are used.

### 3. Implications of the collision

In summary Sgr is proposed to have spent most of its lifetime on a high-pericentric orbit based on the theoretical consideration that its “fluffy” core cannot sustain the repeated strong tidal shocks of a low-pericentric orbit for 10 Gyrs. A natural mechanism to bring Sgr down to its present low orbit is a recent deflection by the passing LMC. By timing such a collision we get as a by-product an indirect “measure” of the  $\log r - \log M$  relation of the Galaxy, both the mean slope and zero point (cf. eq. 2). Figure 2 compares our results with a previous comprehensive analysis by Kochanek (1996). Our analysis strengthens the case for a nearly isothermal dark halo of the Galaxy with an argument independent of previous Galactic models. It also makes an unique addition to the handful of estimators for the mass of the Galaxy (Fich & Tremaine 1991). Statistical approaches both rely on a large sample and make assumptions about dynamical equilibrium and velocity distributions for the ensemble (e.g. halo satellites or local escaping stars). The Local Group timing method depends on the Hubble constant, and like the Magellanic stream fitting method lacks sensitivity to the slope of the  $\log r - \log M$  relation. Our model also confirms proper motion measurements of Sgr and the LMC.

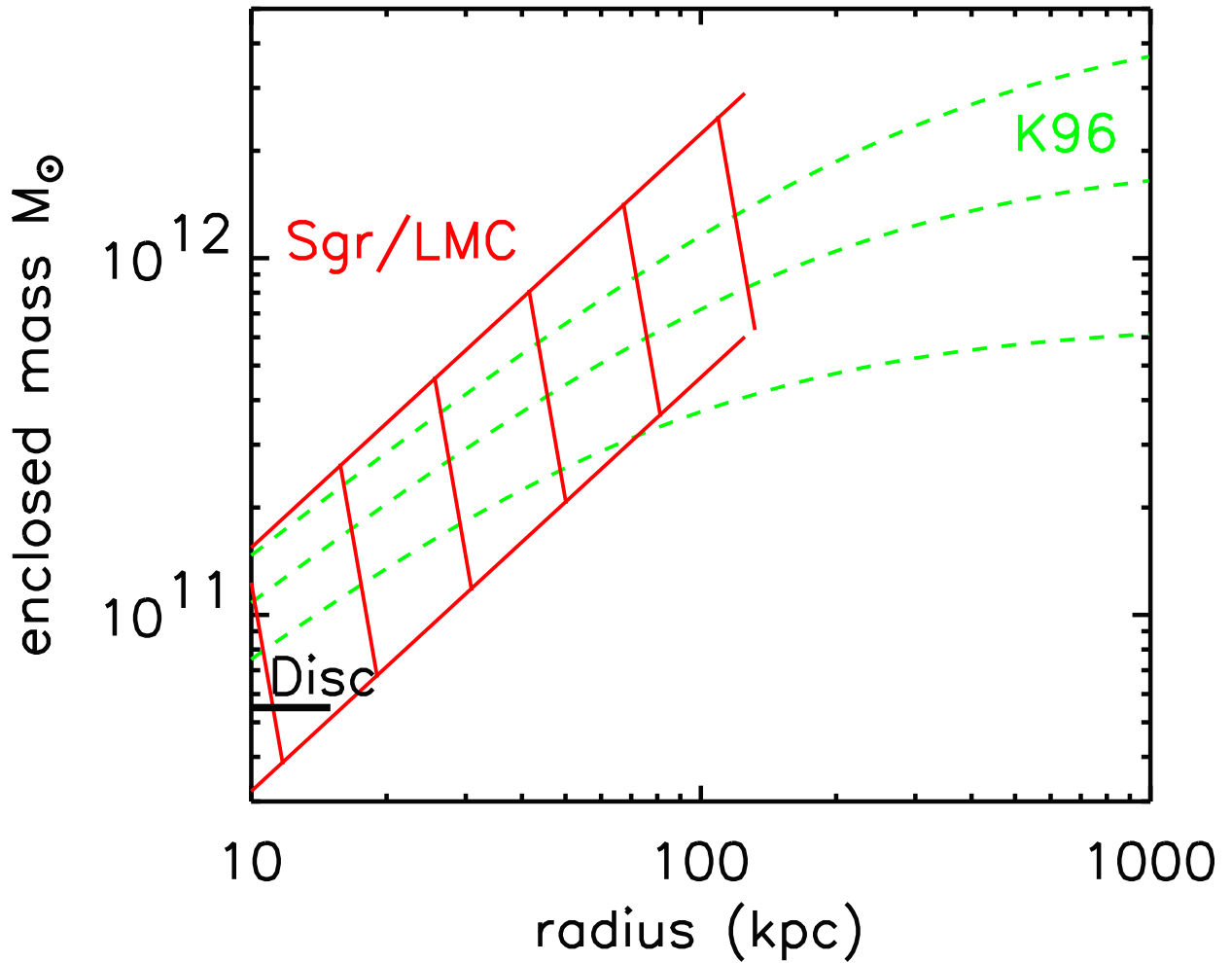


Fig. 2.— compares radial distributions of the dynamical mass of the Galaxy derived from timing the collision of Sgr and the LMC (shaded region with  $2\sigma$  limits) and from Kochanek (1996), which synthesizes well-known constraints from several data sets (dashed lines for the median and  $2\sigma$  limits). Our model predicts a dynamical mass of the Galaxy 10-40 times greater than the mass of a standard disc (heavy solid line segment).

On broader aspects the current model provides a platform to piece together two ancient galaxies which fell into our halo: the Ancient Magellanic Galaxy (AMG) of Lynden-Bell (1976, 1982) and the Ancient Sagittarius Galaxy (ASG). The two ancient galaxies have been torn apart by the strong tidal field of the Galaxy and have produced two grand polar streams of tidal debris: remnants of the ASG along  $l \approx 0^\circ$  may include the globular clusters M54 ( $l = 5.6^\circ, b = -14.1^\circ$ ), Terzan 7 ( $3.4^\circ, -20.1^\circ$ ), Arp 2 ( $8.5^\circ, -20.8^\circ$ ) and Terzan 8 ( $5.8^\circ, -24.6^\circ$ ), below the plane and NGC 2419 ( $l = 180.4^\circ, b = 25.2^\circ$ ) and Palomar 15 ( $18.9^\circ, 24.3^\circ$ ) above the plane, and many newly found carbon stars all along the polar great circle in the APM survey (Irwin 1998, private communications); remnants of the AMG along  $l \approx 270^\circ$  may include the LMC, SMC, Carina ( $260.1^\circ, -22.2^\circ$ ), Draco ( $86.4^\circ, 34.7^\circ$ ), Ursa Minor ( $105^\circ, 44.8^\circ$ ), and the Magellanic stream. Curious enough if Sculptor, Sextans, and perhaps Fornax are also on polar orbits with radius in the range 30 to 150 kpc (Lynden-Bell & Lynden-Bell 1995), then these might have interacted with the ASG and the AMG sometime in the past. Besides constraining the Galactic potential and proper motions of these remnants as demonstrated, the current model can help to reconstruct the merging history and star formation history of these satellites and globular clusters, building blocks of the Galactic halo.

The model also provides a testbed for theories which explain the newly discovered polar ring feature of carbon stars around the LMC disc (Kunkel et al. 1997) and microlensing events towards the LMC (Alcock et al. 1997) and the well-known warp of the Galaxy (Burton & de Linde Hekker 1986) all with stars or gas stirred up by the strong tidal forces among the LMC-SMC-MW triple system (Zhao 1998a and references therein; Weinberg 1995). Particularly promising is a configuration where some stars belonging to a polar ring or a tidal tail of the Magellanic Clouds are placed at  $D \sim (2 - 10)$  kpc behind the LMC

disc. These stars would have a high chance of being microlensed by the numerous stellar lenses in the LMC disc (Zhao 1998a); the optical depth is boosted from a pure LMC disc self-lensing with a probability of about  $0.1 \times \tau_{obs}$  (e.g., Wu 1994; Sahu 1994; Gould 1995) to about  $(1 - 5) \times \tau_{obs}$  by a factor about  $\frac{2D}{h} \sim (10 - 50)$ , where  $h \sim 0.4$  kpc is the scale height of the LMC disc and  $\tau_{obs} \sim 3 \times 10^{-7}$  is the observed optical depth (Alcock et al. 1997). The Einstein diameter crossing time of a typical faint stellar lens (say  $0.16M_\odot$ ) in the LMC disc is about 50–100 days, for a lens-source velocity of  $\sqrt{2} \times 70 \text{ km s}^{-1} \sim 100 \text{ km s}^{-1}$ , where  $70 \text{ km s}^{-1}$  is the typical rotational speed of stars in the LMC disc and that of the stars in the polar ring of Kunkel et al. (1997). This roughly matches the durations of the dozen or so observed microlensing events towards the LMC between 34 and 127 days (Alcock et al. 1997). Significant microlensing at a rate about 1–5 events per year per million background stars (ideally red clump giants with distance modulus 0.1–0.4 magnitude fainter than the LMC disc) is expected if there are enough bright source stars in these background tidal features.

It is worth to comment that definite tests of the model require accurate predictions of the orbital phase within  $10^\circ$  for the past 3 Gyrs, equivalent to a proper motion accuracy of  $\pm 10$  microarcsec per year. The current observed proper motions of the LMC and Sgr have uncertainties of a fraction of one milliarcsec per year, (the equivalent of about  $\pm 180^\circ$  per Gyr) about two orders of magnitude too poor to trace back any information of the relative distance of the LMC and Sgr a few Gyrs ago. The only information from these proper motions is that Sgr is somewhere inside a volume  $V_0 = \frac{4\pi}{3}R^3$  bound only by its apocenter  $R \sim 50$  kpc when the LMC comes inside the same volume  $V_0$ . So the chance of finding Sgr in a small volume of  $V_1 = \frac{4\pi}{3}a^3$  enclosed by the tidal radius of the LMC ( $a \sim 10$  kpc) is  $\frac{V_1}{V_0} = \left(\frac{a}{R}\right)^3 \sim 1\%$  (this estimate turns out to be valid within a factor of two even when taking

into account of the fact that Sgr’s orbit is likely to be confined close to a polar plane; the increase of probability due to a more compact volume  $V_0$  is mostly cancelled when we fold in the smaller chance of finding the LMC’s pericenter in this volume). So a close encounter is almost equally improbable for any values of the observed proper motions. However, it is still meaningful to assess whether the LMC is massive enough to scatter Sgr to a significantly low orbit with a pericentric change  $|\delta| \geq 8$  kpc. The probability for various combinations of the closest approach ( $s$ ) and the change of pericenter ( $|\delta|$ ) is derived in the Appendix, and can be read out from the contours shown in Figure 3.

In short we find that the probability of a sudden change of Sgr’s pericenter by between 8 kpc to 11 kpc (the maximum) is about 0.4%. Sgr could have been circulating around the Galaxy at a “safe” distance with the pericenter about 20 kpc before such strong encounters could bring it down to the present lower orbit with the pericenter about 10 – 12 kpc. Not only the Galactic pericentric shocks was a factor 3–4 weaker on the previous orbit, but also there was no shocking by the Galactic disc. These strong encounters typically involve Sgr coming inside the tidal radius of the LMC with  $s \sim a \sim 10$  kpc, which means that the disintegration of Sgr may have already started from the tidal shocks of the LMC, which was then followed by several more shocks by the Galaxy. These strong encounters should be contrasted with milder encounters with a change of the pericenter by between 3 to 6 kpc, which has a probability about 9% with a typical impact parameter  $s \sim 25$  kpc; these can change the tidal forces by a factor of two. Fly-bys with  $s > 30$  kpc are common, but play no role in explaining the orbit and the survival of the Sgr. The fact that there is an upper limit  $|\delta| < 11$  kpc means that a drastic change of pericenter by much more than 10 kpc would not be possible unless the potential well of the LMC was in fact much deeper earlier on with a circular rotation

speed  $V_{c,lmc} \geq 80 \text{ km s}^{-1}$ . The same argument also implies that any deflection by the less massive SMC would be much milder than by the LMC.

Future astrometric experiments, such as the GAIA, DIVA and SIM missions as planned by European and American space agencies, which promise accurate proper motions to a few  $\text{km s}^{-1}$  at 100 kpc with space interferometry, will certainly either refine our result (eq. 2) on the mass and potential of the Galactic halo or rule out the proposed scenario. In the nearer future the model is also observationally testable by mapping out tidal debris along the great circle of Sgr. If the disruption of Sgr started from the collision with the LMC, there should be plenty of time for material to spread out to a very long tidal tail: the trailing arm of the debris should be visible at  $45^\circ$  below the Galactic plane, and the leading arm  $15^\circ$  above if the N-body simulation of Velázquez & White (1995) is simply rescaled from 1 Gyr to 2 – 3 Gyrs.

We thank Dave Syer, Hector Velázquez, Kathryn Johnston, Butler Burton, Gerry Gilmore and Mike Irwin for stimulating discussions at various stages of the preparation, Amina Helmi, Ronnie Hoogerwerf and Maartje Sevenster for being the most helpful colleagues sharing the same floor, David Spergel for both encouragements and critical remarks, Tim de Zeeuw for critical readings of the manuscript, and the referee Rodrigo Ibata for careful scrutiny on the probability of the collision.



## A. Strength and probability of encounter estimated with impulse approximation

For a simple logarithmic potential well of the LMC with a circular speed  $V_{c,lmc}$ , the impulse approximation predicts a kick velocity  $\Delta V = \frac{\pi V_{c,lmc}^2}{V_{rel}}$  (cf. Binney & Tremaine 1987), where the relative speed of encounter  $V_{rel} \sim 300 \text{ km s}^{-1}$ , much faster than the internal motions of stars in the LMC and Sgr. A kick at distance  $R$  makes a sudden change of the angular momentum of Sgr by an amount as much as  $R\Delta V$ , equivalent to a sudden change of pericenter by an amount  $\sim \frac{\Delta V}{V_{c,mw}} R$ , if the kick is oriented to the right direction. However two effects diminish the change: the rotation curve of the LMC falls as  $\frac{a}{s} V_{c,lmc}^2$  outside the tidal radius  $a$  of the LMC, and the kick is in random directions. In general the pericenter changes by

$$\delta = \delta_{max} \left[ 1, \frac{a}{s} \right]_{\min} \cos \alpha, \quad \delta_{max} \equiv \frac{2f V_{c,lmc}^2}{V_{c,mw} V_{rel}} R \sim 11 \text{ kpc}, \quad (\text{A1})$$

where  $\alpha$  is an angle roughly evenly distributed between 0 and  $\pi$ .  $\delta$  is positive for  $0 \leq \alpha < \frac{\pi}{2}$ , which happens 50% of the time, corresponding to the less interesting situations where Sgr was dragged up. In estimating  $\delta_{max}$  we set the fudge factor  $f = 1$  (the value for Keplerian potential,  $\frac{\pi}{2}$  for logarithmic potential) everywhere to be conservative, but adopt a slightly high value for the peak circular speed with  $V_{c,lmc} \sim 40 \text{ km s}^{-1} \sin^{-1} i \sim 80 \text{ km s}^{-1}$  for a disc inclination ( $i$ ) of about  $33^\circ$ . So the compounded probability,  $dP_s(> |\delta|)$ , for the LMC to come to a distance between  $s$  to  $s + ds$  of Sgr, and to knock Sgr's pericenter down by an amount greater than  $|\delta|$  should be given by

$$dP_s(> |\delta|) = \frac{\arccos \epsilon}{\pi} d \left( \frac{s}{R} \right)^3, \quad \epsilon(s) \equiv \left[ \frac{|\delta|}{\delta_{max}}, \frac{|\delta|s}{\delta_{max}a} \right]_{max}, \quad (\text{A2})$$

where  $\frac{\arccos \epsilon}{\pi}$  takes into account of the random chance that a kick is in the required range of directions as specified by  $\pi - \arccos \epsilon(s) \leq \alpha \leq \pi$ . Integrating over all possible impact parameter  $s$  we find that the probability to pull down the pericenter by more than  $|\delta|$

$$P(> |\delta|) = \left( \frac{a}{R} \right)^3 Q \left( \frac{\delta_{max}^2}{\delta^2} \right), \quad Q(\gamma) \equiv \frac{(2\gamma + 1)}{3\pi} (\gamma - 1)^{\frac{1}{2}}, \quad (\text{A3})$$

where  $Q$  is about unity for strong encounters and increases as  $\propto \delta^{-3}$  for weak encounters since these can happen for bigger  $s$  which prescribes a bigger volume.

## REFERENCES

- Alcock C. et al. 1997, ApJ, 486, 697 (astro-ph/9606165)  
 Burton W.B. & te Lintel Hekkert P. 1986, AASS, 65, 427-463  
 Binney J.J., & Tremaine S., 1987, 'Galactic Dynamics' (Princeton University Press, New Jersey).  
 Edelsohn D.J. & Elmegreen B. 1997, MNRAS, 290, 7  
 Fahlman G., Mandushev G., Richer H., Thompson I. & Sivaramkrishnan A. 1996, ApJ, 459, L65  
 Gardiner L.T., Sawa T., Fujimoto M. 1994, MNRAS, 266, 567  
 Gould, A. 1995, ApJ, 441, 77

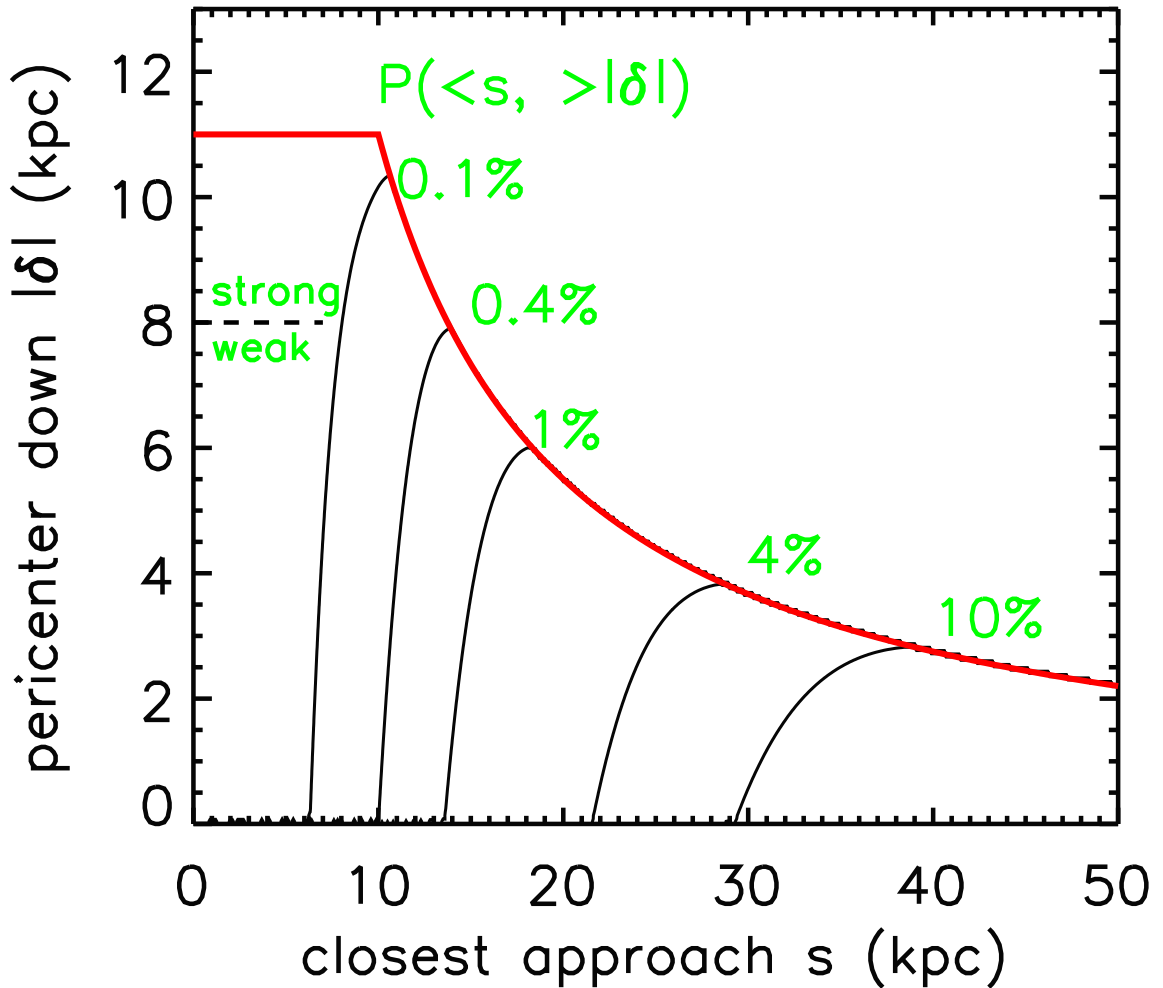


Fig. 3.— shows in contours the probability  $P(< s, > |\delta|)$  for the LMC to come closer than  $s$  kpc to Sgr, and to knock its pericenter down by more than  $|\delta|$  kpc. The “shoe-shaped” boundary, reminiscent of the rotation curve of the LMC with its tidal radius  $a = 10$  kpc, is set by the scattering power of the LMC  $\propto V_{c,lmc}^2(s) \sim (80 \text{ km s}^{-1})^2 [1, \frac{a}{s}]_{\min}$ . Strong encounters typically involve Sgr coming inside the LMC’s tidal radius ( $\sim 10$  kpc).

Ibata R. & Lewis G. 1998, ApJ, in press

Ibata R., Gilmore G., & Irwin M. 1994a, Nature, 370, 194

Ibata R., Gilmore G., & Irwin M. 1995, MNRAS, 277, 7811

Ibata R., Wyse R., Gilmore G., & Irwin M. & Suntzeff N. 1997, AJ, 113, 634

Johnston K. 1997, ApJ, 495, 297

Johnston K., Hernquist L., & Bolte M. 1996, ApJ, 465, 278

Johnston K., Spergel D. & Hernquist L. 1995, ApJ, 451, 598

Jones B.F., Klemola A.R., & Lin D.N.C., 1994, AJ, 107, 1333

Fich M. & Tremaine S. 1991, ARA&A, 29, 409

Kochanek C. 1996, ApJ, 457, 228

Kroupa P. 1997, New Astronomy, 2, 139

Kroupa P. & Bastian U. 1997, New Astronomy, 2, 77

Kunkel W., Demers S., Irwin M., & Albert L. 1997, ApJ, 488, L129

Lin D.N.C. & Lynden-Bell D. 1982, MNRAS, 198, 707

Lin D.N.C., Jones B.F., & Klemola A.R. 1995, ApJ, 439, 652

Lynden-Bell D. 1976, MNRAS, 174, 695

Lynden-Bell D. 1982, Observatory, 102, 202

Lynden-Bell D. & Lynden-Bell R.M. 1995, MNRAS, 275, 429

Mateo M., Udalski A., Szymanski M., Kaluzny J., Kubiak M. & Kreminski W. 1995, AJ, 109, 588

Murai T. & Fujimoto M. 1980, PASJ, 32, 581

Oh K.S., Lin D.N.C., & Aarseth S.J. 1995, ApJ, 442, 142

Sahu A. 1994, Nature, 370, 275

Velázquez H. & White S.D.M. 1995, MNRAS, 275, L23

Weinberg M. 1995, ApJ, 455, L31

Wu X.P. 1994, ApJ, 435, 66

Zhao H.S. 1998a, MNRAS, 294, 139 (astro-ph/9703097)