

# NGC 5907 revisited: a stellar halo formed by cannibalism? \*

J. Lequeux<sup>1</sup>, F. Combes<sup>1</sup>, M. Dantel-Fort<sup>1</sup>, J.-C. Cuillandre<sup>2</sup>, B. Fort<sup>1,3</sup>, and Y. Mellier<sup>1,3</sup>

<sup>1</sup> DEMIRM, Observatoire de Paris, 61 Avenue de l'Observatoire, F-75014 Paris, France

<sup>2</sup> Canada-France-Hawaii Telescope Corporation, P.O. Box 1597, Kamuela, HI 96743, USA

<sup>3</sup> Institut d'Astrophysique, 98 bis Bd. Arago, 75014 Paris, France

Received .....; accepted .....

**Abstract.** We report on further observations of the luminous halo of NGC 5907. New V, I and B deep photometry confirms the existence of an extended stellar halo redder than the disk. Our data are consistent with a faint halo, or very thick disk, composed of a metal-rich old stellar population. We propose that it could be the remnant of a merged small elliptical, and we support our hypothesis with N-body simulations.

**Key words:** galaxies: NGC 5907 - galaxies: interactions - galaxies: kinematics and dynamics - galaxies: photometry - galaxies: abundances - galaxies: halos

## 1. Introduction

Sackett et al. (1994, hereafter SMHB) have found that the edge-on spiral galaxy NGC 5907 is surrounded by a faint halo in the optical R band. The existence of this halo has been confirmed by several authors at other wavelengths. Lequeux et al. (1996, hereafter Paper I), have observed this halo in two other bands, V and I, and suggest that it becomes redder at increasing distances from the plane of the galaxy. Rudy et al. (1997) and James & Casali (1996) have also detected the halo in J and K; the combination of their brightnesses with those of SMHB and of Paper I gives results difficult to understand. The halo of NGC 5907 is clearly stellar in origin but its nature is still unknown. Its relatively red V-I color implies either a normal, metal-rich, old stellar population, or if the stars are metal-poor an initial mass function favoring extremely low masses (see discussion in Paper I). The observations being very difficult because of the faintness of the halo, we decided to perform new observations, described in Sect. 2 and 3. To interpret them, Sect. 4 proposes a scenario in which NGC 5907 has encountered and cannibalized a small elliptical galaxy about 2 Gyr ago.

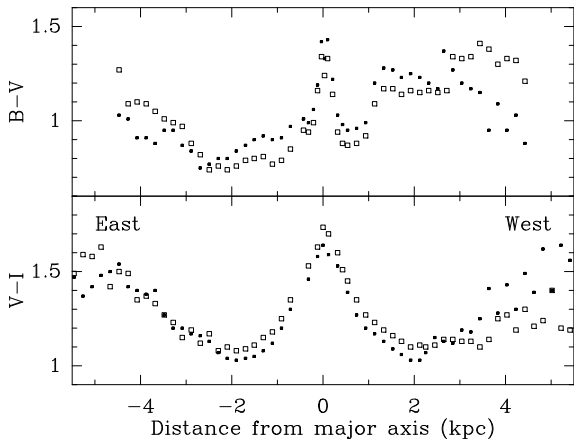
## 2. Observations

All the observations have been obtained with the Canadian-France-Hawaii Telescope. The V and I observations were made in a single photometric night and used the UH 8k mosaic of CCD at the prime focus. This camera being insensitive in the blue, the B observations were performed during another night with the MOS instrument at the Cassegrain focus, equipped with the STIS-2 2048×2048 pixel CCD camera.

The UH 8k mosaic is made of eight 2048×4096 pixel CCDs arranged to form a square. The scale is 0.206 arc second per pixel of 15  $\mu\text{m}$ , but the pixels were binned so that the final pixels are of 0.412 arc second. We used a position-switch observing mode in order to limit the effects of the changes in the sky background. The image of the galaxy was centered parallel to the longer side of one of the CCDs during half of the exposures, and moved to the parallel CCD during the other half. Consequently, only two of the eight CCDs were used but the field covered by each of them (14' × 7') was sufficient for our purpose. When the galaxy is imaged on one CCD, the other CCD is used for defining the flat field used to reduce the images obtained in the alternative situation. We obtained in each of the V and I<sub>Cousins</sub> band 9 frames of 480 s each at one position alternating with 9 similar frames at the other position. The frames at a given position were taken with slight shifts with respect to each other in order to allow elimination of the spurious events through a median stacking of the images. The flat fields obtained in this way were of excellent quality and we noticed a significant reduction of the large-scale background irregularities in the final images with respect to the observations of Paper I. This can be attributed to a partial cancellation of the diffuse light by our position-switch technique. The data were calibrated using reference stars in SA 110 (Landolt 1992). The photometric error is of the order of 0.03 magnitude in each band. The sky levels measured on our frame were 21.43 and 19.22 mag.arcsec<sup>-2</sup> in V and I respectively, in excellent agreement with the mean values for photometric nights at Mauna Kea.

Send offprint requests to: lequeux@mesioa.obspm.fr

\* Based on data obtained with the CFHT in Hawaii



**Fig. 1.** The  $V-I_{Cousins}$  (bottom) and the  $B-V$  (top) profiles perpendicular to the major axis of NGC 5907. The results are averaged over long rectangles ( $3.84'$ ) parallel to the major axis and centered on the minor axis of the galaxy. The two sets of different symbols correspond to position-switch V and I observations in which the galaxy was located on one or the other of the two CCDs: see text. Their respective scatter give an idea of the uncertainties on the results, which are difficult to estimate objectively.

The rest of the data processing was identical to that of Paper I. After masking all discrete objects seen in the frame, the surface brightness was averaged in rectangles parallel to the major axis of NGC 5907. The length of these rectangles is  $3.84'$  (as for fig. 3 of Paper I), corresponding to 12.3 kpc at the adopted distance of 11 Mpc.

The B observations have been made in the classical way with the MOS focal reducer at the Cassegrain focus of the CFHT. Baffles have been inserted in this device to reduce the scattered light. The  $21 \mu\text{m}$  pixels of the CCD correspond to  $0.44''$ . 8 exposures of 900 seconds each have been obtained, with slight shifts from an exposure to the next (as above). The calibrations were also made on SA 110. The rest of the reductions was done as for the V and I images. The final surface brightness was averaged in the same rectangles as for V and I.

### 3. Observational results

Figure 1 presents the  $V-I$  and  $B-V$  color profiles perpendicular to the plane of NGC 5907. We do not show the surface brightness profiles themselves as they are in excellent agreement with those displayed on fig. 2 of Paper I. Note that the orientation given in the figure caption of fig. 1 of Paper I is incorrect: this fig. 1 displays a mirror image with North to position angle approx.  $150^\circ$  and East to  $60^\circ$ . The colors are strongly affected near the galactic plane by the reddening due to the interstellar dust layer of the disk. The  $B-V$  color to the right of fig. 1 is also redder than on the other side and might suggest extinction. NGC 5907 is not exactly edge-on. Its inclination is  $86^\circ$  according to

Rand (1996); his fig. 7 shows clearly an absorption band shifted to the West of the plane of the galaxy. Its strong extinction starts at 1 kpc from the plane, and a jump in  $B-V$  (actually in the B band) is seen at this position on fig. 1. However the V and I bands are apparently not affected, and the extinction test on the colors of background galaxies described in Paper I does not suggest much extinction on this side of the galaxy. The problem is entirely due to the B-band image and we have no way of checking the corresponding observation, contrary to the V and I ones. It may come from the imperfect subtraction of a very bright star in this region of the galaxy. Whatever the cause the data for the right (West) side are not usable. In what follows, we will only consider the left (East) side.

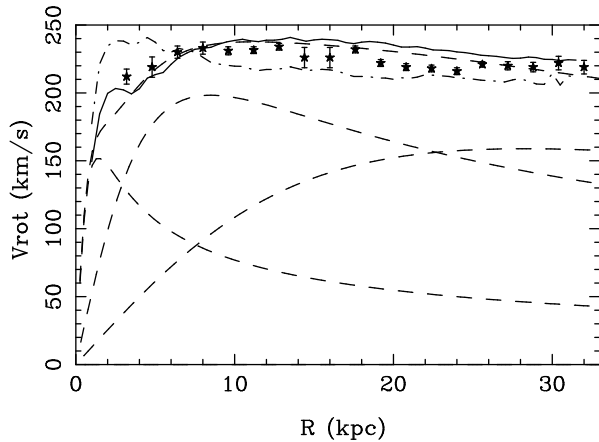
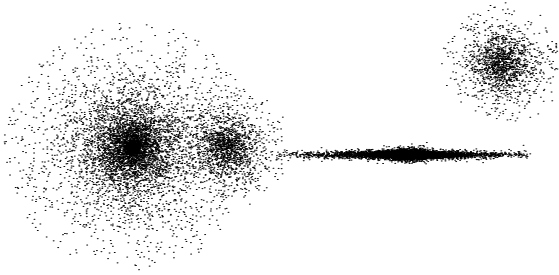
At about 2 kpc from the plane on this side the effects of extinction are minimal. We observe there  $V-I = 1.0$  and  $B-V = 0.8$ , and a comparison with SMHB and Rudy et al. (1997) gives  $B-R \simeq 0.8$ ,  $B-J \simeq 3.2$  and  $B-K \simeq 3.8$ . These colors are typical for the disk of a spiral galaxy (de Jong 1996) although the flux observed in the R band seems comparatively too large by roughly 0.6 mag.

At larger distances from the plane the colors become redder. They reach  $V-I = 1.4$  at the limit of secure V and I observations (5.5 kpc) and  $B-V = 1.0$  at 4.4 kpc. These colors are typical for an old, metal-rich population (see e.g. Poulain & Nieto 1994). The  $B-V$  color confirms the result already suggested from the  $V-I$  color in Paper I. The colors obtained by combining our B, V and I photometry with the R from SMHB or with the H and K from Rudy et al. (1997) give less consistent results. At  $95''$  (5.1 kpc) from the plane on the East side one has  $V-R \simeq 2.0$ ,  $V-J \simeq 4.3$  and  $V-K \simeq 5.0$ , with of course very large errors of perhaps 0.5 mag. All these colors are redder by 1–2 mag. than those of elliptical galaxies (respectively about 0.6, 2.3 and 3.2 mag.: Poulain & Nieto 1994; Peletier 1993). The result for  $V-R$  is particularly troublesome since the R band lies between V and I. This is probably due to the extreme difficulty of these measurements which are very sensitive to the adopted sky background and to scattered light. In what follows we will only consider our B, V and I photometry.

Then our conclusions are the same as in Paper I. Either the halo light at a large distance from the plane of NGC 5907 is dominated by an old, metal-rich stellar population, or if the stars are more metal-poor as expected for halo stars, their mass function should be strongly dominated by very low mass stars of  $0.15 M_\odot$  or less. The latter hypothesis looks rather arbitrary, although it would help to solve the problem of the dark matter in NGC 5907. Consequently we prefer the former hypothesis, but now the problem is to understand how a metal-rich, old population can populate the thick system for which we observe the corresponding colors. We will show now that this is possible as the result of capture of a small elliptical galaxy by a large spiral.

**Table 1.** Parameters of the simulation

	scale-length (kpc)	total mass ( $10^9 M_{\odot}$ )	N (particles)
NGC 5907			
Bulge	1.	13.6	6723
Disk	6.	113.	56023
Halo	20.	181.	89638
Total		307.	152384
Companion	6.	30.7	15238
Grand Total		338.	167622

**Fig. 2.** Rotation curves from the relaxed initial state of the simulation (full line), and the final state (dash-dot), compared to the observations (stars and error bars from Sancisi & van Albada 1987) and to the analytical curves obtained from the various components (dashed lines)**Fig. 3.** Initial configuration; only the visible matter is shown (face-on and edge-on views). One out of 10 particles is plotted.


#### 4. Merging a small elliptical galaxy with a large spiral

In order to check this idea, we performed a single N-body simulation of this capture. The code used was the tree-code from Barnes & Hut (1986, 1989). Table 1 summarizes the initial conditions, i.e. the scale-length and total mass of each component. All components were truncated at a radius of 32 kpc. The main galaxy (simulating the late-type spiral NGC 5907) was composed of a spherical

non-rotating bulge, represented by a Plummer component, an  $n = 1$  Toomre stellar disk, thickened by a  $\text{sech}^2$   $z$ -distribution with a constant scale height of  $z_0 = 500$  pc, and a spherical Plummer halo. The program computes the combined potential of all components for the main galaxy, and solves the Jeans equations to derive the initial rotational velocity and dispersion. The stellar disk was launched with a Toomre parameter  $Q$  slightly decreasing with radius, from 1.5 at the center to 1 at the end of the disk. Initially the disk is mildly unstable against spiral and bar formation. The resulting rotation curve is compatible with the observed one (Sancisi & van Albada 1987), as shown in figure 2. The companion is represented by a spherical Plummer component, without dark halo. Its mass is one tenth of that of NGC 5907. It is launched at 32 kpc radius from NGC 5907, with a purely tangential velocity of  $200 \text{ km s}^{-1}$ , in a bound, almost circular orbit. The initial configuration is displayed in fig. 3. Fig. 4 shows some steps of the calculation: 300 Myr after the beginning of the simulation, the elliptical galaxy has triggered a spiral structure in NGC 5907 and starts to be slowed down by dynamical friction. Merging is well advanced 1 Gyr after the beginning, and we stop the simulation after 1.9 Gyr. At this time, the spiral galaxy has restored its flat disk structure, although it is warped and thicker due to the dynamical heating of its stars in the process. This disk is tilted with respect to the original plane due to the conservation of total angular momentum. The elliptical companion has become a fat, hollow and distorted oblate ellipsoid centered on the spiral galaxy and with a rather similar plane of symmetry. This final stage is displayed on fig. 5. Fig. 6 shows a cut through the "visible" particles of both galaxies, perpendicular to the new major axis of the spiral. The elliptical companion dominates the visible mass at heights larger than 4 kpc from the plane, and there the colors should be close to those of the elliptical galaxy as observed. We emphasize that the companion chosen for the experiment is 5-10 times more massive than what is needed to explain the observations; this choice was necessary to remedy the small dynamical range of N-body simulations, but is still indicative of the dynamical phenomenon. Even assuming a constant M/L for the stars of the elliptical, fig. 6 shows that the light does not follow the dark matter profile, although the dark halo density is dominant in this region. In any case, there are many choices for the  $r$ - and  $z$ -distribution of the dark matter, given a rotation curve, and this experiment shows that the light can be a poor tracer of the dark matter.

#### 5. Conclusions and perspectives

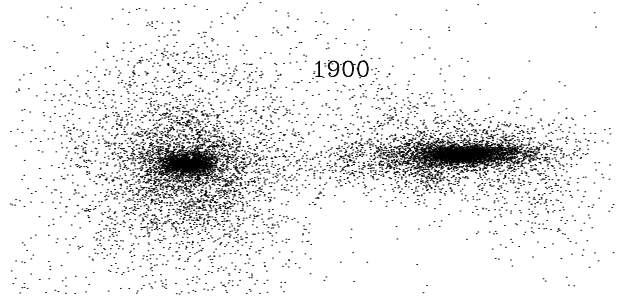
In this paper, we reported on new observations made with the CFH telescope which confirm entirely the conclusions reached in Paper I: the luminous halo around NGC 5907 is redder than the galaxy and has the colors of a metal-rich old stellar population. However discrepancies between



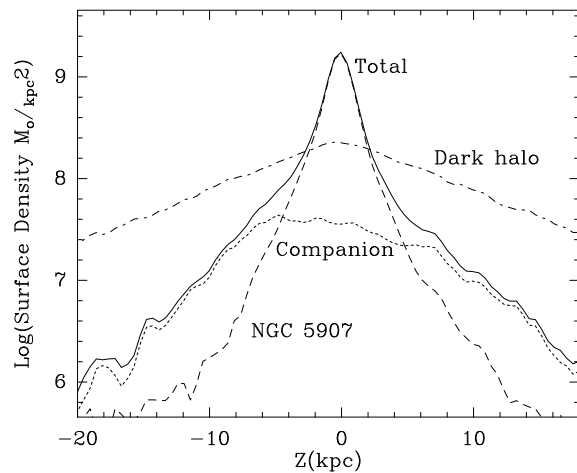
**Fig. 4.** Some steps of the simulations (time in Myrs).

the present observations and others in the literature have to be understood, which require further observations. We have shown by a N-body simulation that this red halo could result from cannibalism of a low-mass elliptical (a few  $10^9 M_{\odot}$ ) after a slow encounter with NGC 5907.

How frequent is this phenomenon? Nearby spiral galaxies like M 31 often have elliptical companions which might eventually merge with them. Our Galaxy might have cannibalized a satellite which would have produced the thick disk as the result of stellar dynamical heating, the process evidenced by our simulation (Robin et al. 1996). To get statistical information on this capture process, one should conduct a systematic investigation of luminous halos, including measurements of their colors, around a well-defined sample of edge-on spiral galaxies.



**Fig. 5.** Final plot of the visible stars, when the two galaxies have merged (here at 1900 Myr). The system is rotated to have its mean angular momentum vector along the vertical axis.



**Fig. 6.** Distribution perpendicular to the plane, at a distance of 6kpc from the center, of the stellar component of NGC 5907 (dash), the companion (dots), the total visible mass (full line), and dark halo (dot-dash), at  $t=1900$  Myr.

*Acknowledgements.* Simulations have been carried out on the Crays of IDRIS, the CNRS computing center at Orsay, France.

## References

- Barnes J., Hut P. 1986, *Nature* 324, 446
- Barnes J., Hut P. 1989, *ApJS* 70, 389
- de Jong R.S., 1996, *A&A* 313, 45
- James P., Casali M.M. 1996, *Spectrum* 9, 14 (March 1996)
- Landolt A.U. 1992, *AJ* 104, 340
- Lequeux J., Fort B., Dantel-Fort M., Cuillandre J.-C., Mellier Y. 1996, *A&A* 312, L1 (Paper I)
- Peletier R.F. 1993, *A&A* 271, 51
- Poulain P., Nieto J.L. 1994, *A&AS* 103, 573
- Rand R.J. 1996, *ApJ* 462, 712
- Robin A.C., Haywood M., Crézé M., Ojha D.K., Bienaymé O. 1996, *A&A* 305, 125
- Rudy R.J., Woodward C.E., Hodge T., Fairfield S.W., Harker D.E. 1997, *Nature* 387, 159
- Sackett P.D., Morrison H.L., Harding P., Boroson T.A. 1994, *Nature* 370, 441 (SMHB)
- Sancisi R., van Albada T.S.: 1987, in "Dark Matter in the Universe", ed. J. Kormendy & G.R. Knapp, Kluwer, p. 67