

IS M82 A DISK-TRUNCATED BULGE BY A CLOSE ENCOUNTER WITH M81?

Yoshiaki Sofue¹

1.Institute of Astronomy, University of Tokyo, Mitaka, Tokyo 181, Japan

ABSTRACT

The rotation curve of the small-mass starburst galaxy M82 has a steep nuclear rise, peaking at 200 pc radius, and then, declines in a Keplerian fashion. This rotation curve mimics that for a central bulge of spiral galaxies with high concentration of stellar mass. The declining rotation indicates that its extended disk mass is missing. In order to explain this peculiar rotation characteristics, we propose a hypothesis that M82 is a surviving central bulge of a much larger disk galaxy, whose outer disk was truncated during a close encounter with M81. We simulate a tidal truncation of the disk of a companion galaxy by a tidal penetration through its more massive parent galaxy. The model can well reproduce the observed peculiar feature of M82.

Subject headings: Galaxies: collision – Galaxies: starburst – Galaxies: tidal interaction – Galaxies: bulges

1. Introduction

CO observations of the starburst galaxy M82 with high-resolution and high sensitivity have indicated a prominent concentration of molecular gas in the central starburst region as well as a gas disk toward the optical edges (Nakai et al 1987, Lo et al 1987, Loiseau et al 1990, Sofue et al 1992). Various peculiar properties associated with the high concentration of molecular gas have been claimed to exist (Rieke et al 1980, Telesco, et al 1991, Nakai et al 1987, Sofue 1988). Kinematically, a declining rotation in the outer disk has been found obviously in this galaxy (Young and Scoville 1984), and a Keplerian rotation has been suggested (Sofue et al 1992). M82 has also an extended HI tail, indicating a strong interaction with the giant spiral M81 (Cottrell 1977, Gottesman and Weliachew 1977, Appleton et al 1981, Brouilet et al 1991). Moreover, high-resolution VLA observations in the HI line emission have provided an accurate position-velocity diagram in the outer disk (Yun et al 1993).

In this paper we integrate these CO and HI position-velocity data to obtain an accurate rotation curve of M82, and discuss the Keplerian rotation, which is very peculiar and exceptional for a disk galaxy. Rotation curves are the principal tool to discuss the kinematics and mass of galaxies, and have been investigated extensively based on optical ($H\alpha$) and HI-line data for outer disks (Rubin et al 1982, Persic et al 1996), and on CO-line data for nuclear regions (Sofue 1996, Sofue 1997). However, no galaxy, except M82, has been known to exhibit a Keplerian-like declining rotation within a few kpc radius. In order to explain this peculiar kinematics, we simulate the tidal interaction between M82 and M81, and propose a tidal truncation model of M82's outer disk. The distance to M82 is assumed to be 3.25 Mpc (Tamman and Sandage 1968).

2. CO and HI-Line Rotation Curves

Fig. 1 shows a superposition of the highest-resolution position-velocity diagrams in the CO ($J = 2 - 1$) (Sofue et al 1992) and HI-line emission (Yun et al 1993). It is remarkable that the HI and CO emission regions are well mixed. Note that the brightest region in CO in the central 0.5 kpc is observed in absorption in the HI line. Such a mixed existence of HI and CO is quite unique, different from the common interstellar property in other galaxies, where HI and CO gases are

more clearly separated by a molecular front (Sofue et al 1994, Honma et al 1995).

The most prominent kinematical feature observed in Fig. 1 is the declining rotation velocity. In order to obtain the rotation curve, we apply the envelope-tracing method (Sofue 1996, Sofue 1997) to this diagram, and the result is shown in Fig. 2 by the thick line. The dotted thin line in Fig. 2 shows an HI rotation curve, as obtained from an intensity-averaged velocity field of HI gas (Yun et al 1993), which indicates slightly slower values than those from the envelope-tracing. Note also that the HI data beyond $4'$ are only for the north-eastern side. Beyond $5'$ radius, the galaxy has no clear disk component, and it is difficult to trace any systematic velocity variation as a function of the radius, being merged by the distorted HI envelope (Cottrell 1977, Gottesman and Weliachew 1977, Yun et al 1993).

The rotation velocity of M82 increases steeply near the center, and attains a sharp maximum at 200 pc radius. The rotation velocity, then, declines monotonically to a velocity as low as 50 km s^{-1} at 4 kpc radius. It is not likely that this behavior is due to a warping of a disk with a flat rotation, because the galaxy is almost edge-on, and there is no sign of any strong warping to become face-on within a few kpc radius. We superpose a Keplerian rotation curve by a thin line in Fig. 2, which corresponds to a point mass of $4.6 \times 10^9 M_{\odot}$. The dotted line indicates a rotation curve of a sphere whose surface density decreases exponentially with a scale radius of 0.5 kpc, which fits the observation fairly well. Thus, the rotation characteristics of M82 is quite different from those for other spiral galaxies, which are generally flat from the central few kpc to the outer disk (Rubin et al 1982, Bosma 1981, Persic and Salucci 1995, Persic et al 1996, Sofue 1996, Sofue 1997).

Fig. 3 compares the rotation curve of M82 with those for the nearby Sb spiral M81 (Sofue 1997) and of our Galaxy (Honma and Sofue 1997), both of typical massive Sb type. In Fig. 3 we also compare it with those obtained for 37 nearby galaxies by thin lines (Sofue 1997). The rotation curve of M82 is indeed exceptional: It has no flat part at all. It is more peculiar, if it is compared with those of dwarf galaxies with similar masses such as NGC 4631, showing a gradually increasing rotation (e.g., Persic et al 1996). We emphasize, however, that the steep nuclear rise and sharp maximum of the rotation curve at 200 pc radius resembles that for a central bulge of a massive

galaxy like M81 or the Milky Way, whose centrally peaking component can be decomposed into a massive bulge.

3. Tidal Encounter and Truncation of a Disk

In our earlier paper (Sofue et al 1992), we have suggested that the Keplerian behavior of M82's rotation might be due to a truncation of an originally existed disk during a close encounter with M81. In order for the outer disk beyond 2 kpc to be truncated, we may assume that the tidal force of M81 was strong enough even at a radius of $r = r_t \sim 2$ kpc. Then the perigalactic distance between M82 and M81, R , can be related to their mass and r_t through $(r_t/R)^3 \sim M_{82}/M_{81}$, where M_{82} and M_{81} are the masses of the two galaxies. For $r_t \sim 2$ kpc, $M_{82} \sim 5 \times 10^9 M_\odot$ and $M_{81} \sim 10^{11} M_\odot$, we obtain $R \sim 4$ kpc.

In order to investigate how a tidal disruption of outer disk has occurred, we perform a simple simulation of the tidal encounter. We assume that a larger galaxy (M81) has a fixed potential similar to that of the Milky Way, which comprises a bulge, disk and massive halo (Table 1). The tidally disrupted galaxy (M82) is assumed to be represented by single a Plummer's potential. The rotation axes of the two galaxies are taken to be parallel to each other, and are also parallel to the orbital angular momentum: Namely, the encounter occurs in the same galactic plane of the two galaxies in a direct sense.

The smaller galaxy's disk is represented by test particles, which are initially distributed in a rotating ring with a radius equal to the characteristic radius of the Plummer potential. Here, the potential is written in the form of

$$\Phi = GM[r^2 + a(\sigma_r)^2]^{-1/2},$$

where M is the mass of the disturbed galaxy, and the Plummer radius $a(\sigma_r)$ is proportional to the mean radius of the test particle distribution, defined by

$$a(\sigma_r) = a^0 \frac{\sigma_r}{\sigma_r^0}.$$

The mean radius σ_r of test particles around the center of M82 is given by

$$\sigma_r = \frac{\sum \Delta r_j}{N},$$

where Δr_j is the spatial displacement of j -th particle from the center of M82. The total mass is taken

to be proportional to a^0 , so that the initial peak velocity in the galaxy becomes constant (180 km s^{-1}) for any value of a^0 . This modification of the Plummer's potential represents a semi-selfgravitating deformation of the disk. If the galactic disk is tidally distorted, the particle distribution becomes more dispersed, resulting in an increase of the disk radius, and therefore, in a decrease of the centrifugal force within the disk. The present test-particle simulation might be too simple to be compared with the N -body self-gravitating simulations of galaxy-galaxy interaction. However, the neglect of selfgravity will be not important in the present calculation, which aims at estimating the tidal disruption radius, because the tidal impact occurs in a time much shorter than the self-gravity regulating time scale, which is about several rotation periods.

We present an example of the calculations in Fig. 4. The smaller galaxy (M82) is put at 200 kpc away from the center of M81 with an impact parameter of 50 kpc and a velocity of 30 km/s. M81 orbits around M82 with a peri- and apo-galactic distances of 3 and 220 kpc, respectively, in a period of 4 Gyr. If the Plummer radius is larger than 1.2 kpc, the disk of the smaller galaxy is almost totally disrupted during the close encounter, as is represented by a sudden increase of the Plummer radius within ~ 0.1 Gyr. On the other hand, if the Plummer radius is smaller than 1 kpc. the bulge is only disturbed, but the Plummer radius remains almost unchanged. In actual bulge, however, stars' orbits would be more radial, so that we also examined counter-rotating cases, but obtained almost the same result. We also calculated the same for a fixed Plummer radius, and obtained almost the same behavior of the radius of test particle distribution as above. By this simple simulation, we have shown that M82's disk component is easily truncated during a close encounter, while the bulge can survive the tidal disruption.

We have analyzed and modeled the data on the assumption of circular rotation for the first-order approximation. We have no mean to analyze a higher-order motion, because the galaxy is edge-on. However, it is possible that the tidal interaction has caused a bar and non-circular motion (Noguchi 1988, Telesco, et al 1991, Yun et al 1993). If such a bar is looked at side-on, the position-velocity diagram would behave more rigid-body like, manifesting the bar's pattern speed (e.g. Wada et al 1994). This is, however, not the case in the observed data. If the bar is looked at

end-on, although this chance is small, a steeper rise and fall of radial velocity than that expected from a circular motion would be superposed. In fact, if we look at the the rotation curve in Fig. 2 more carefully, it appears to decrease a little more rapidly than Keplerian, which might be due to a bar. Bar related kinematics is beyond the scope of this paper. However, it would not affect the result of this paper, which discuss the lack of an outer flat-rotation disk.

4. Discussion

Evidences for tidal interaction between M82 and M81 have been obtained. The two galaxies, together with NGC 3077 and NGC 2976, are embedded in a huge HI-gas envelope. The two galaxies are linked by an HI bridge, and a tidal tail extends from M81 toward the south (Gottesman and Weliachew 1977, Appleton et al 1981, Yun et al 1993). The molecular gas disk is also largely extended and distorted, extending toward the halo of M82 as high as ~ 1 kpc, and to the south (Olofson and Rydbeck 1984, Young and Scoville 1984, Nakai et al 1987, Lo et al 1987, Sofue et al 1992). Moreover, the amount of molecular gas is extremely large, anomalous for the small total mass of M82, and is thought to be the cause of its intense starburst (Rieke et al 1980, Telesco, et al 1991, Sofue 1988). On the other hand, M81 is known for its gas depression in the center (van der Hulst 1979, Sage and Westpfahl 1991).

We summarize a possible scenario for the M82-M81 interaction as follows. M82 was a larger and more massive spiral galaxy, containing HI gas in the outer disk and dense molecular gas in the central region. Through the close encounter with M81, when M82 penetrated the disk of M81, the outer disk of M82 was tidally truncated, but the bulge and nuclear disk have survived the tidal disruption. The truncated disk may have become the HI envelope and tails in the M81-M82 system. The central gas disk of M82 was dense enough, and ram-stripped the gas disk of M81 away, which was accumulated in the center of M82. This has caused the high-density molecular disk in M82, and a starburst. In contrast, M81 evolved into such a galaxy that contain little gas in the center.

REFERENCES

Appleton, P.N., Davies, R.D., and Stephenson, R.J. 1981, MNRAS, 195, 327

Bosma, A. 1981, AJ, 86, 1825.
 Brouilet, N., Baudry, A., Combes, F., Kaufman, M., and Bash, F. 1991, A&A, 242, 35.
 Clemens, D. P. 1985, ApJ, 295, 422
 Cottrell, G. A. 1977, MNRAS, 178, 577.
 Gottesman, S. T., and Weliachew, L. 1977, ApJ, 211, 47.
 Honma, M., and Sofue, Y., 1997, PASJ, in press.
 Honma, M., Sofue, Y., and Arimoto, N. 1995, A&A, 304, 1.
 Lo, K.Y., Cheung, K.W., Masson, C.R., Phillips, T.G., Scott, S.L., Woody, D.P.: 1987, ApJ, 312, 574
 Loiseau, N., Nakai, N., Sofue, Y., Wielebinski, R., and Klein, U. 1990, A&A, 228, 331.
 Nakai, N., Hayashi, M., Handa, T., Sofue, Y., and Hasegawa, T., 1987, PASJ, 39, 685
 Noguchi, M. 1988, A&A, 203, 259.
 Olofson, H., and Rydbeck, G. 1984, ApJ, 247, 473.
 Persic, M., and Salucci, P. 1995, ApJS,
 Persic, M., Salucci, P., Stel, F. 1996, MNRAS, 281, 27 99, 501.
 Rieke, G.H., Thompson, R.I., Low, F.J., and Tokunaga, A.T. 1980, ApJ, 238, 24
 Rubin, V. C., Ford, W. K., Thonnard, N. 1982, ApJ, 261, 439
 Sage L. I., Westpfahl D. J. 1991, A&A, 242, 371.
 Sofue, Y.: 1988, in Galactic and Extragalactic Star Formation, eds. R.E. Pudritz and M. Fich (NATO ASI Series), Reidel, Dordrecht, p. 409

Table 1: Potential parameters for M81 and M82

Galaxy	Component	Mass M_i ($10^{11} M_\odot$)	Radius a_i^9 (kpc)
M81	Bulge	0.1	0.5
	Disk	1.1	7×0.5
	Halo	1.3	20
	Total	2.5	
M82	Bulge	0.1	0.4
	Disk	1.0	5.0
	Total	1.1	

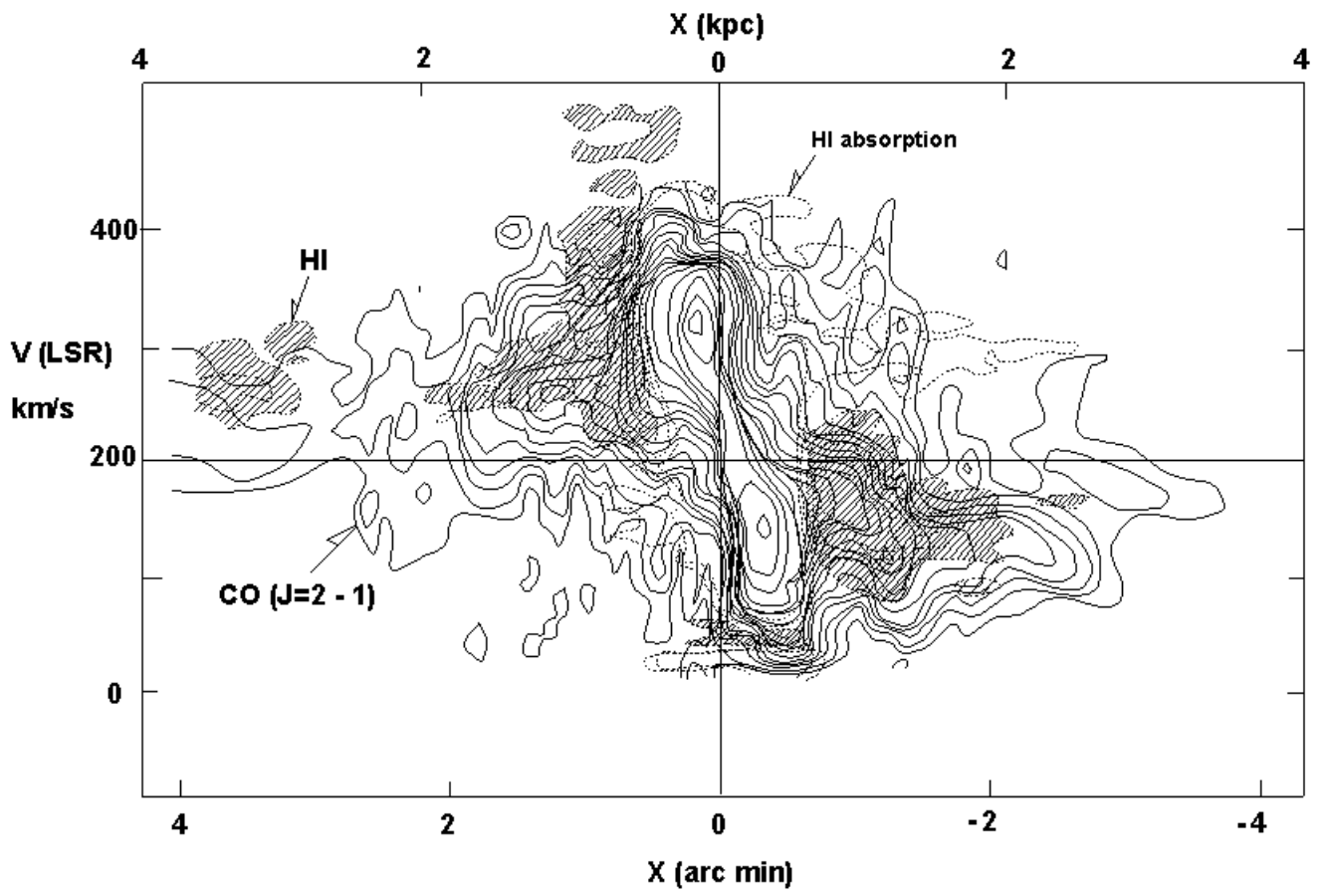
- Sofue, Y. 1996, ApJ, 458, 120
- Sofue, Y. 1997, PASJ, 49
- Sofue, Y., Reuter, H.-P., Krause, M., Wielebinski, R., and Nakai, N., 1992, ApJ, 395, 126.
- Sofue, Y., Honma, M., Arimoto, N. 1994, A&A, 296, 33.
- Tammann, G.A., and Sandage, A.R.: 1968, ApJ, 151,825.
- Telesco, C.M. , Campins, H., Joy, M., Dietz, K., and Decher, R. 1991, ApJ, 369, 135.
- van der Hulst, J. M., 1979, A&A, 75, 97.
- Wada, K., Taniguchi, Y., Habe, A., and Hasegawa, T., 1994, ApJ, 437, L123.
- Young, J.S., Scoville, N.Z.: 1984, ApJ, 187, 153
- Yun M. S., Ho P.T.P, and Lo K.Y. 1993, ApJ 411, L17

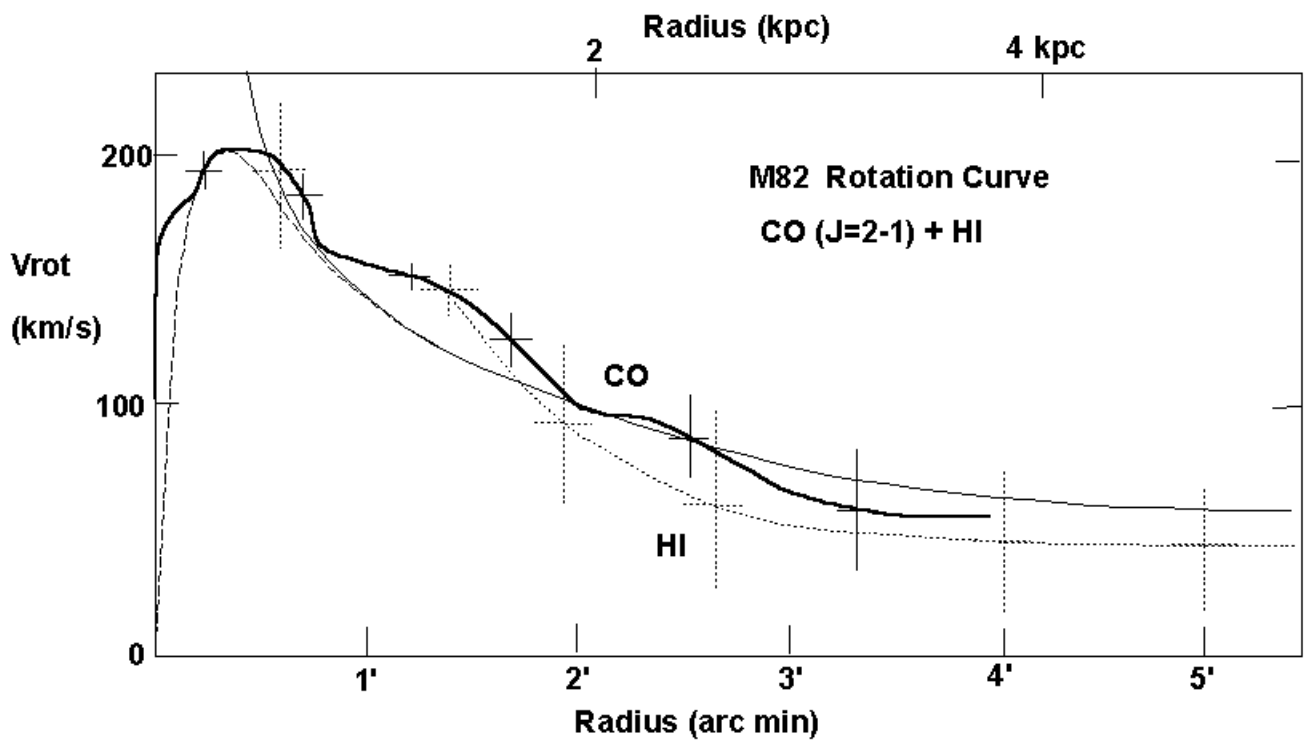
Fig. 1.— Position-velocity diagram along the major axis of M82 in CO (J=2-1) (thin contours), superposed on that in HI (hatched).

Fig. 2.— Rotation curve of M82. Rotation velocities for a point mass (thin line) and an exponential-surface density sphere (dashed line) are indicated.

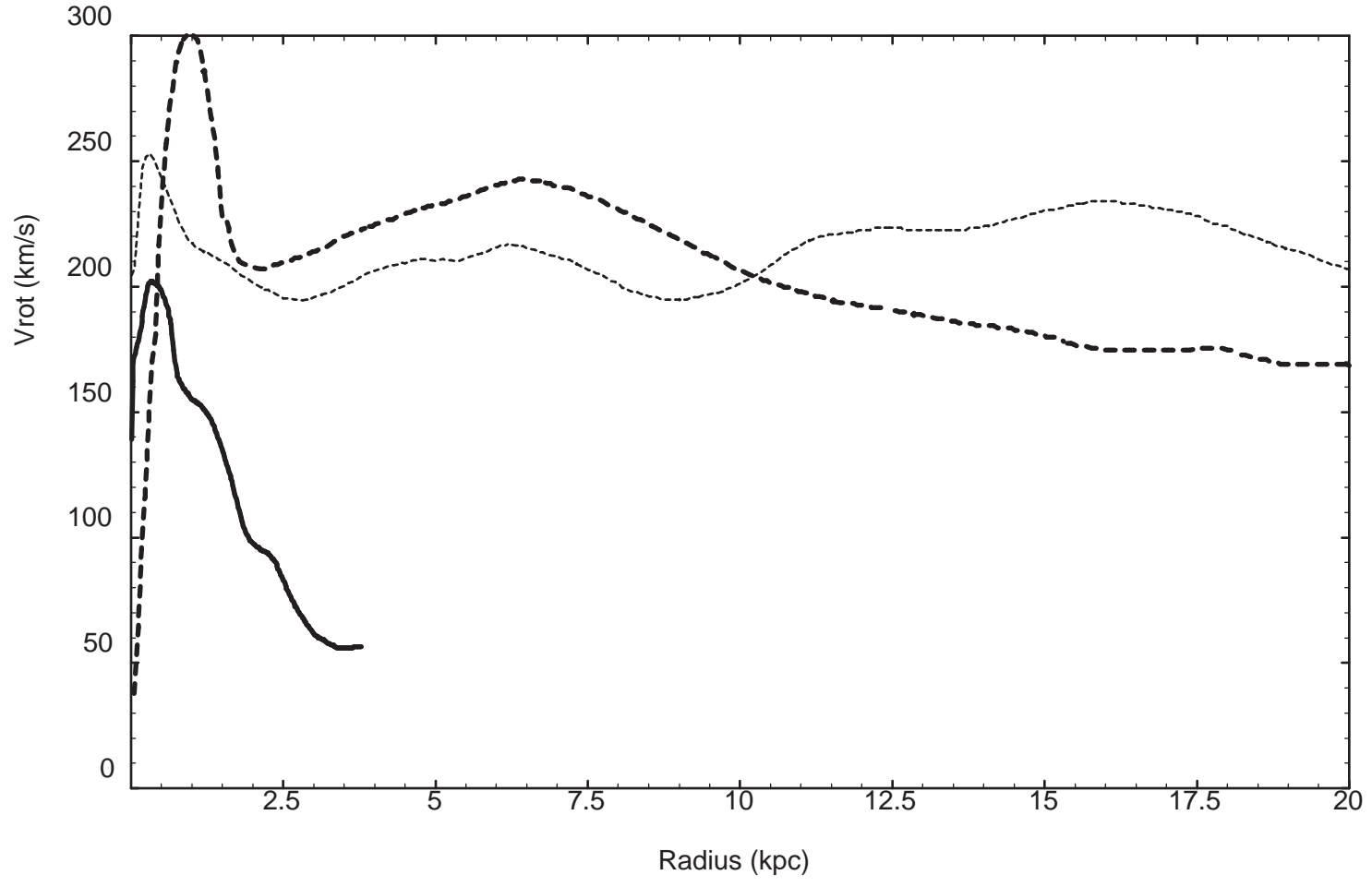
Fig. 3.— Rotation curve of M82 (full line) compared with those of M81 (dashed line) and the Milky Way (dotted line), as well as with those for other spiral galaxies (thin lines).

Fig. 4.— Plot of the Plummer radius during a close encounter as a function of time. The galaxy is disrupted when the Plummer radius is larger than 1 kpc.





Rotation Curves of M82, M81, & MW



Rotation Curves of Galaxies

