

ELEMENT SEGREGATION IN LOW-METALLICITY STARS AND THE PRIMORDIAL LITHIUM ABUNDANCE

Sylvie Vauclair ¹

Laboratoire d'Astrophysique de Toulouse, CNRS UMR 5572, Toulouse, France

and

Corinne Charbonnel ²

Laboratoire d'Astrophysique de Toulouse, CNRS UMR 5572, Toulouse, France

Space Telescope Science Institute, 3700 San Martin Drive, Baltimore, MD 21218, USA

Received _____; accepted _____

¹Sylvie.Vauclair@obs-mip.fr

²Corinne.Charbonnel@obs-mip.fr

ABSTRACT

Observational constraints on the primordial lithium abundance are important for the evaluation of the baryonic density of the universe. Its precise determination however suffers from uncertainties due to the possible depletion of this element inside the stars. Here we present and discuss new results on the lithium abundances in Pop II stars obtained with most recent stellar models including the best available physics. We show that it is possible to account for the general behavior of lithium observed in Pop II stars without any free parameters. Macroscopic motions inside the stars are needed but it is not necessary to specify their exact nature to interpret the observational data. This constatation allows to derive a parameter-free value for the lithium primordial abundance : $\log \text{Li}_p = 2.35 \pm .10$ in the $\log H = 12$ scale.

Subject headings: Stars : abundances - interiors - Population II – Cosmology : miscellaneous - early universe

1. INTRODUCTION

Lithium-7 has been recognized for a long time as one of the four primordial isotopes, which have been formed by nuclear reactions during the first minutes of the Universe. Together with deuterium, helium-3 and helium-4, its abundance is used as a constraint on the baryonic density of the Universe. The fact that the observed abundances of these four isotopes are consistent, within the uncertainties, with the same baryonic density represents a success of the standard big-bang theory. Recent improvements in the observational techniques (large ground-based telescopes, Hubble Space Telescope, new image-processing techniques) together with a better understanding of the chemical evolution of galaxies should help reducing the uncertainties. At the present time however, some ambiguities do remain which have to be solved for a better understanding of the primordial universe (see Sarkar 1996 for a recent review on the subject).

In the present paper we address the question of the primordial ${}^7\text{Li}$ value. Its determination relies on the spectroscopic observations of population II stars and on our knowledge of stellar physics. The lithium abundances observed in the oldest stars with effective temperature larger than 5500K lie around 2×10^{-10} in number compared to hydrogen (the “Spite plateau”, Spite & Spite 1982). While cooler stars present a large dispersion with strong evidences of lithium depletion, the abundance scatter in the “plateau” is very small except for a few stars with no lithium detection (Thorburn 1994, Ryan et al. 1996, Spite et al. 1996, Bonifacio & Molaro 1997). This observational fact is often taken as an evidence that the average lithium value in these stars represents indeed the primordial abundance.

Such a conclusion relies on a comparison of the observations with stellar models in which standard element segregation induced by gravitational and thermal settling is simply ignored while no other process among those which could prevent this segregation

is introduced. In stars, element segregation may indeed be counteracted by macroscopic motions like turbulent mixing or mass loss. These motions can, in turn, lead to the nuclear destruction of lithium (Vauclair 1988, Pinsonneault et al. 1992).

A realistic derivation of the primordial lithium must rely on a consistent study of the internal structure of Pop II stars. In standard models, where nothing prevents the element segregation, lithium is depleted at the surface of the stars due to the settling. Its abundance increases with depth, goes through a maximum value (Li_{max}) and then decreases abruptly due to nuclear destruction. Vauclair & Charbonnel (1995, VC95) discussed how this structure is modified in the presence of a stellar wind. They showed that mass loss could rub out the lithium depletion induced by the segregation and lead to a surface lithium value close to Li_{max} . The average mass loss rate should lie around 10 to 30 times that of the present solar wind. In this case the lithium behavior observed in Pop II stars can be correctly reproduced.

Here we give more precise computations of the internal structure of Pop II stars, in which we include better physics as in the recent solar models tested by comparison with helioseismology (Richard et al 1996, hereafter RVCD; Basu 1997). We show that the maximum lithium value inside standard stellar models (Li_{max}) is remarkably constant from star to star in the effective temperature range of the Spite plateau. Varying the effective temperature, the metallicity or the mixing length parameter never changes Li_{max} by more than 10 %. We give physical reasons for this behavior.

Our conclusion is that the constancy and robustness of this value may represent a clue for our understanding of the “lithium plateau” in Pop II stars. We suggest that the lithium abundance which is actually observed in these stars is directly related to Li_{max} . Within this framework, a comparison of Li_{max} with the lithium observations (Bonifacio & Molaro 1997) allows to derive the primordial lithium abundance.

2. SETTING THE STAGE

2.1. Observational constraints

Lithium is observed in the atmospheres of stars with metallicities ranging from twice solar down to 10^{-4} solar. The upper envelope of the observed abundances follows a well defined trend : in the $\log H = 12$ scale, the lithium upper values decrease from about 3.3 for solar metallicity down to about 2.3 for metallicities ten times smaller and remain constant for still smaller metallicities (Rebolo et al. 1988, Spite 1991).

When plotted as a function of the effective temperatures, for low-metallicity stars, the average lithium abundance does not vary significantly for effective temperatures larger than 5500K (the “plateau”). For smaller effective temperatures, lithium is depleted due to nuclear destruction. According to various observers (e.g. Thorburn 1994; Molaro, Primas & Bonifacio 1995; Ryan et al. 1996), the plateau is either horizontal or with a very small positive slope. In any case, the small dispersion of the abundances (Deliyannis, Pinsonneault & Duncan 1993; Molaro et al. 1995; Spite et al. 1996; Bonifacio & Molaro 1997) is a strong constraint on the type of processes which may have occurred in these stars since their formation. Furthermore the observations of the more fragile ${}^6\text{Li}$ isotope in a few halo stars (Smith et al. 1992, Hobbs & Thorburn 1994), if confirmed, represent an evidence that lithium has suffered no, or only very small nuclear destruction in these stars.

2.2. The physics

In the radiative regions of stars, the various chemical species move with respect to the bulk of stellar gas, because of the selective diffusion induced by the pressure, temperature, concentration gradients, the electric field and the radiative acceleration. A self-gravitating gas-mixture cannot be in complete equilibrium and remain chemically homogeneous. During

the pre-main sequence phase, the stars are convectively mixed, which forces homogeneity. When they become radiative, the elements begin to migrate from the initial stage towards a never-reached equilibrium stage. This process creates an element segregation in stable stars.

As a result, the abundances observed at the surface of the stars may be different from the original ones. For main-sequence Pop I stars, evidences of this effect have first been found in the so-called “peculiar A stars”, where it can lead to variations up to several orders of magnitude (Vauclair & Vauclair 1982). More recently its signature has been found in the Sun from helioseismology (see RVCD and references therein). Theoretical computations predicted abundance variations of the order of 10 to 20 % in the Sun due to this process. The fact that helioseismology confirmed it represents a great success for the theory of element segregation in stars.

Macroscopic motions like shear-induced turbulence, rotational mixing or mass loss may slow down the migration process and reduce the abundance variations. There are evidences both from helioseismology and from the solar lithium abundance that some mild motions must occur below the solar convection zone (RVCD, Basu 1997). While these motions reduce the slope of the concentration gradients, they do not completely stop the segregation.

When comparing stellar models with the observations, all these physical effects should be taken into account. However, while pure segregation models are parameter-free (except for the mixing length), macroscopic motions depend on the stellar history and may be different for various stars of the same mass and effective temperature. For this reason we chose here to study Pop II star models including element segregation only. We show that such precise standard models give enough information to allow deriving a consistent value of the lithium primordial abundance.

3. COMPUTATIONS AND RESULTS: THE LITHIUM ABUNDANCES

The present stellar models were calculated with the Toulouse-Geneva stellar evolutionary code (Charbonnel, Vauclair & Zahn 1992) in which improved microphysics was implemented since VC95. Element segregation is treated as in RVCD, using the diffusion coefficients obtained with the Paquette et al. (1996) approximation. We use the radiative opacities by Iglesias & Rogers (1996), completed with the atomic and molecular opacities by Alexander & Ferguson (1994). The equation of state is described with a set of MHD tables (Mihalas, Hummer & Däppen 1988) specifically calculated for the mass and metallicity domain we study here (Charbonnel et al. 1998). Stellar models of 0.80, 0.75, 0.70 and 0.65 M_{\odot} have been computed from the pre-main sequence up to the turn-off, with a metallicity $[\text{Fe}/\text{H}] = -2$ and a mixing length parameter $\alpha = 1.6$ (Figure 1). The effect on the Li profile of varying $[\text{Fe}/\text{H}]$ and α has been tested for the 0.80 M_{\odot} models (Figure 2).

The lithium profiles inside the stars are given in Figure 1 for three ages: 10, 12 and 14 Gyr. The corresponding effective temperatures are given in Table 1, together with the luminosities, the temperatures and densities at the base of the convection zone, and the surface and maximum lithium abundances. For the models of 0.80, 0.75 and 0.70 M_{\odot} , lithium is depleted in the convection zone due to the segregation. The abundance increases inwards up to its maximum value, Li_{max} . Deeper in the star lithium is destroyed by nuclear reactions. In the coolest 0.65 M_{\odot} model, the two effects merge and no maximum appears. In any case, none of these stars has kept its original abundance in any part of the internal structure.

EDITOR: PLACE FIGURE 1 HERE.

EDITOR: PLACE TABLE 1 HERE.

The maximum lithium value inside the stars (Li_{max}) is remarkably constant from star to star. Figure 2 shows, for the case of a $0.8 M_{\odot}$ star, the lithium profiles obtained at 12 Gyr for three different values of the mixing length parameter and of the metallicity (see also Table 2). For a given value of $[\text{Fe}/\text{H}]$, the star has a deeper convection zone, and consequently a higher surface lithium abundance when α increases. On the other hand, decreasing $[\text{Fe}/\text{H}]$ for a given value of α leads to cooler effective temperature, deeper convection zone and less important element segregation at the surface of the star. In spite of the changes in the surface lithium values and in the effective temperatures of the model, the Li_{max} value never varies by more than 10 %.

EDITOR: PLACE FIGURE 2 HERE.

EDITOR: PLACE TABLE 2 HERE.

This remarkable result may be understood in the following way. In first approximation, the lithium maximum appears at the place where the segregation and the nuclear destruction time scales are of the same order. The segregation time scale is defined as $\tau_S = H_p^2/D$ where H_p is the pressure scale height and D the diffusion coefficient. The nuclear time scale is defined as $\tau_N = (\lambda_{\text{Li,H}} N_{\text{H}})^{-1}$ where $\lambda_{\text{Li,H}}$ represents the nuclear reaction rate per particle and N_{H} the number of protons per unit volume. Above the lithium maximum $\tau_S \ll \tau_N$ and lithium is depleted due to the element settling. Below the maximum $\tau_S \gg \tau_N$ and lithium is nuclearly destroyed. The local values of τ_N and τ_S only depend on the local temperature and density. For this reason, the lithium maximum always appears at about the same position inside the star, with about the same value. It does not depend on the depth of the convection zone. This explains the constancy and robustness of the lithium maximum.

4. DISCUSSION: THE PRIMORDIAL LITHIUM ABUNDANCE

Stellar models including element segregation predict a surface lithium depletion which depends on the effective temperature, the age and the metallicity of the stars. This prediction is in contradiction with the observations of the lithium plateau in Pop II stars. However, as discussed above, the lithium profiles in the standard models present a maximum (Li_{max}) which remains remarkably constant (within 10 %) and stable from star to star. This result leads to the idea that the observed lithium abundances may be related to this maximum value.

When VC95 computed the effect of mass loss on the lithium abundances in Pop II stars, they found the following characteristic behavior : for very small mass loss rates, the surface lithium abundance is depleted due to element settling. Increasing the mass loss rate contradicts the settling and the surface lithium abundance first increases. It goes through a maximum for a rate about ten times the solar wind and then decreases for larger rates due to nuclear destruction. The most remarkable result is that the maximum surface lithium abundance which is obtained lies very close to Li_{max} . This behavior has a simple physical reason related to the macroscopic time scale (here $\tau_{ML} = H_p/V_{ML}$ where V_{ML} is the mass loss velocity averaged over H_p) : the maximum surface lithium value is obtained when the macroscopic time scale at the Li_{max} depth is of the order of the two other time scales τ_S and τ_N .

The same behavior is expected for all kinds of macroscopic motions : the surface lithium value should always have a maximum of the order of Li_{max} . Since the observations of lithium in the plateau reveal a very small dispersion around a stable value, this value must indeed lie close to Li_{max} . The shape of the lithium profiles as a function of mass (Fig.1 and 2) shows indeed that small macroscopic motions acting just below the convective envelope will on the average give values close to Li_{max} .

In Figure 3, the observations compiled by Bonifacio & Molaro (1997) (BM97) are shown for the plateau stars ($T_{\text{eff}} > 5500$ K). In the same graph we have plotted the Li_{max} values obtained for 12 Gyr, $\alpha = 1.6$ and $[\text{Fe}/\text{H}] = -2$. The initial value is taken as $A(\text{Li}) = 2.35$ (where $A(\text{Li})$ represents the logarithm of the lithium abundance in the $\log H = 12$ scale). The comparison of the Li_{max} curve with the observed lithium “plateau” allows to determine the primordial lithium value.

EDITOR: PLACE FIGURE 3 HERE.

EDITOR: PLACE TABLE 3 HERE.

EDITOR: PLACE TABLE 4 HERE.

Table 3 gives the values of $A(\text{Li})$ as obtained without any correction from the analytical fits of BM97 (their table 2). These values are precisely computed for the effective temperatures given by our models for three masses and three ages. As a further step, they are then increased by the logarithm of the corresponding $\text{Li}_{\text{max}}/\text{Li}_0$ value (given in Table 1). The new values are labelled as $A(\text{Li}_0)$ in Table 4.

If the observed lithium was exactly Li_{max} , all the $A(\text{Li}_0)$ values should be identical. In reality, we expect the $0.70 M_{\odot}$ star to have suffered extra nuclear depletion, as the bottom of the convection zone is very close to the nuclear destruction layer. Also the age of these Pop II stars is supposedly larger than 10 Gyr. For these reasons, we chose to compare the four values given by the 0.75 and $0.80 M_{\odot}$ models at 12 and 14 Gyr.

Considering an uncertainty of about 10 % on the surface lithium abundance compared to Li_{max} , and taking into account the systematic error in the observations quoted by Bonifacio

& Molaro (1997), we give for the primordial lithium abundance: $A(\text{Li}_0) = 2.35 \pm 0.10$. When compared to BBN computations (e.g. Copi, Schramm & Turner 1995) this result leads to a baryonic number between 1.2 and $5 \cdot 10^{-10}$. For $H = 50$, this value corresponds to $0.018 < \Omega_b < 0.075$.

We thank R.Cayrel for fruitfull comments on the manuscript. We are grateful to the Centre National Universitaire Sud de Calcul for providing computer facilities for this study. We thank the Institute for Nuclear Theory at the University of Washington where this work was initiated. C.C. acknowledges support provided by the Space Telescope Science Institute.

REFERENCES

- Alexander, D.R., & Fergusson, J.W., 1994, *ApJ*, 437, 879
- Basu, S., 1997, preprint
- Bonifacio, P., & Molaro, P., 1997, *MNRAS*, 285, 847
- Charbonnel, C., Däppen, W., Bernasconi, P.A., Maeder, A., Meynet, G., Schaerer, D., & Mowlavi, N., 1998, *A&A*, submitted
- Charbonnel, C., Vauclair, S., & Zahn, J.P., 1992, *A&A*, 255, 191
- Copi, C.J., Schramm, D.N., & Turner, M.S., 1995, *Science*, 267, 192
- Deliyannis, C.P., Pinsonneault, M.H., & Duncan, D.K., 1993 *ApJ*, 414, 740
- Hobbs, L., & Thorburn, J.A. 1994, *ApJ*, 428,L25
- Iglesias, C.A., & Rogers, F.J., 1996, *ApJ*, 464, 943
- Mihalas, D., Hummer, D.G., & Däppen, W., 1988, *ApJ*, 331, 815
- Molaro, P., Primas, F., & Bonifacio, P. ,1995, *A&A*, 295, L47
- Norris, J.E., Ryan, S.G., Beers, T.C., & Deliyannis, C.P., 1997, *ApJ*, 485, 370
- Paquette, C., Pelletier, C., Fontaine, G., & Michaud, G., 1986, *ApJS*, 61, 177
- Pinsonneault, M.H., Deliyannis, C.P., & Demarque, P. , 1992, *ApJS*, 78, 181
- Rebolo, R., Molaro, P., Abia, C., & Beckman, J., 1988, *A&A*, 193, 93
- Richard, O., Vauclair, S., Charbonnel, C., & Dziembowski, D.A, 1996, *A&A*, 312, 1000
- Ryan, S.G., Beers, T.C., Deliyannis, C.P., & Thorburn, J., 1996, *ApJ*, 458, 543

- Sarkar, S., 1996, Reports on Progress in Physics 59, 1493
- Smith, V.V., Lambert, D.L., & Nissen, P.E., 1992, ApJ, 408, 262
- Spite, F., 1991, in the Proceedings of the European Workshop on the Problem of Lithium,
Memor.Soc.Astron.It., vol.72, 11
- Spite, M., & Spite, F., 1982, A&A, 115, 357
- Spite, M., François, P., Nissen, P.E., & Spite, F., 1996, A&A, 307, 172
- Thorburn, J.A., 1994, ApJ, 421,318
- Vauclair, S., 1988, ApJ, 335, 971
- Vauclair, S., & Charbonnel, C., 1995 (VC95), A&A, 295, 715
- Vauclair, S., & Vauclair, G., 1982, Ann. Rev. Astron. Astrophys., 20, 37

Table 1. Parameters of the pure diffusion models ($[\text{Fe}/\text{H}]=-2$, $\alpha=1.6$)

M_*/M_\odot	t	T_{eff}	$\text{Log } L/L_\odot$	$T_{bzc}(10^7\text{K})$	ρ_{bzc}	Li/Li_0	$\text{Li}_{\text{max}}/\text{Li}_0$
0.65	10	5363	-0.615	0.204	1.289	0.741	
	12	5392	-0.589	0.197	1.110	0.700	
	14	5424	-0.560	0.195	0.987	0.662	
0.70	10	5675	-0.416	0.173	0.554	0.710	0.759
	12	5723	-0.374	0.151	0.339	0.652	0.715
	14	5773	-0.326	0.142	0.258	0.595	0.676
0.75	10	5978	-0.205	0.117	0.108	0.547	0.778
	12	6044	-0.137	0.105	0.066	0.465	0.738
	14	6087	-0.050	0.087	0.032	0.384	0.680
0.80	10	6257	0.034	0.065	0.010	0.288	0.769
	12	6322	0.166	0.048	0.003	0.172	0.738
	14	6230	0.339	0.044	0.002	0.125	0.714

Table 2. Parameters of the pure diffusion $0.8M_{\odot}$ model at 12 Gyr for different $[\text{Fe}/\text{H}]$ and

α

$[\text{Fe}/\text{H}]$	α	T_{eff}	$\text{Log } L/L_{\odot}$	$T_{bzc}(10^7\text{K})$	ρ_{bzc}	Li/Li_0	$\text{Li}_{\text{max}}/\text{Li}_0$
-1	1.6	6000	-0.011	0.136	0.078	0.530	0.691
-1.5	1.6	6157	0.076	0.091	0.002	0.392	0.722
-2	1.6	6322	0.166	0.048	0.003	0.172	0.738
-2	1.4	6243	0.164	0.044	0.002	0.119	0.739
-2	1.8	6389	0.166	0.060	0.006	0.230	0.735

Table 3. $A(\text{Li})$ obtained from the analytical fits by BM97 for the effective temperatures of our models on the “plateau”

$A(\text{Li})$	0.7 M/M_{\odot}	0.75 M/M_{\odot}	0.8 M/M_{\odot}
10 Gyr	2.12	2.17	2.22
12 Gyr	2.13	2.19	2.23
14 Gyr	2.14	2.19	2.22

Table 4. $A(\text{Li}_0)$ derived when the correction $\text{Li}_{\text{max}}/\text{Li}_0$ is applied to the analytical fits by BM97. See the text

$A(\text{Li}_0)$	0.7 M/M_{\odot}	0.75 M/M_{\odot}	0.8 M/M_{\odot}
10 Gyr	2.24	2.28	2.33
12 Gyr	2.28	2.32	2.36
14 Gyr	2.31	2.36	2.37

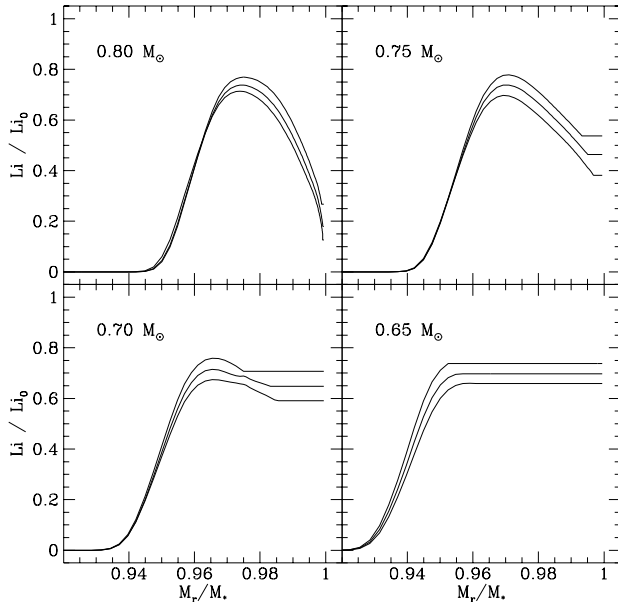


Fig. 1.— Lithium profiles inside standard models for population II stars, including segregation at three ages (10, 12, 14Gyr). The ordinates are normalized to one and the abscissae are given in terms of the mass fraction of the considered layer. Lithium is depleted in the convection zones due to downward diffusion. Its abundance increases with depth up to Li_{max} until it reaches the nuclear destruction zone. While the surface depletion increases with increasing mass, the maximum values inside the stars are nearly constant.

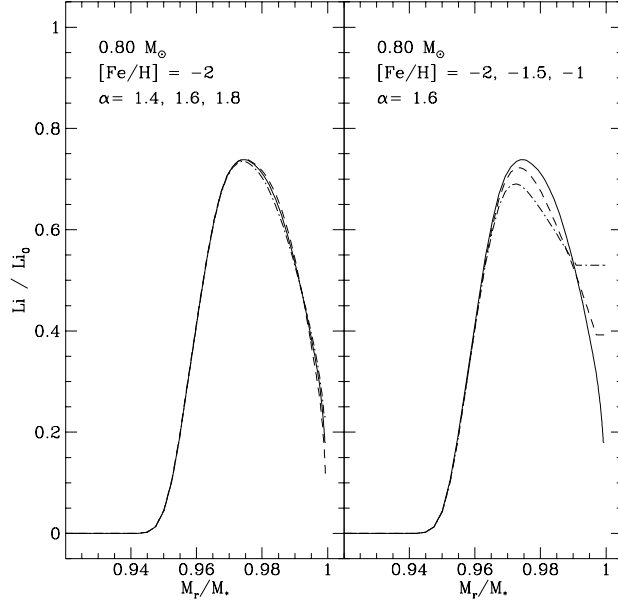


Fig. 2.— Left : lithium profiles at 12 Gyr inside a $0.8M_{\odot}$ model computed with different values of the mixing length parameter α (solid line : $\alpha=1.6$, dashed line : $\alpha=1.4$, dashed-dotted line : $\alpha=1.8$). Right : Same for different values of the metallicity (solid line : $[\text{Fe}/\text{H}]=-2$, dashed line : $[\text{Fe}/\text{H}]=-1.5$, dashed-dotted line : $[\text{Fe}/\text{H}]=-1$). For a given value of $[\text{Fe}/\text{H}]$, varying α only slightly changes the surface abundance due to segregation. However, decreasing the value of $[\text{Fe}/\text{H}]$ for a given value of α leads to a decrease of the effective temperature of the star at a given age (at 12 Gyr, the $0.8M_{\odot}$ model has effective temperatures respectively equal to 6000, 6155, 6320K when $[\text{Fe}/\text{H}] = -1, -1.5$ and -2). As a consequence, the base of the convection zone deepens, and element segregation is less important at the surface of the star. In any case Li_{max} never changes by more than 10 %

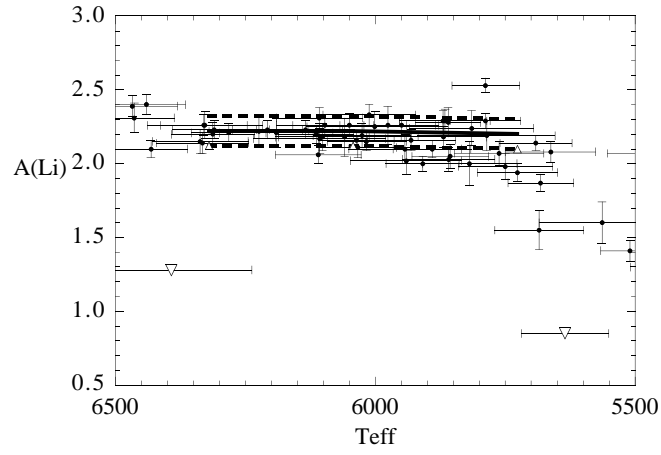


Fig. 3.— Comparisons between the theoretical results obtained after 12 Gyr and the observations. The observational points and error bars are from Bonifacio & Molaro (1997). The solid line shows the computed Li_{max} values; the dashed lines represent the uncertainties of ± 0.10 discussed in the text