

Dynamics on the Edge: Star-Disk Interaction

James M. Stone*

**Department of Astronomy, University of Maryland, College Park, MD 20742*

Abstract. Our understanding of the dynamical processes which control the structure and evolution of the interaction region between an accretion disk and the central star is reviewed. If the central star is unmagnetized, this interaction is in the form of a classical boundary layer. However, if the central star is strongly magnetized, it is expected that the inner disk is truncated by the stellar field, and the accretion flow follows the stellar field lines to the magnetic poles. Several outstanding questions remain regarding this picture. It is likely that numerical MHD simulations will prove essential to answering these questions. However, in order to model the MHD turbulence, angular momentum transport, and possible dynamo action associated with the dynamics of star-disk interaction, fully three-dimensional simulations spanning long dynamical times are required.

I INTRODUCTION

There are a great number of outstanding and important problems to be addressed before a detailed understanding of the dynamics of accretion disks is reached. One such problem, which recently has been the focus of increasing interest, is the nature of the interaction between the inner regions of the disk and the central object. In the classical picture of accretion disk structure (e.g. [1]), the inner edge of the disk terminates in a thin boundary layer at the stellar surface (unless, of course, the central object is black hole). In this boundary layer, the angular velocity of the accreting material decelerates from near the Keplerian value $\Omega_K = (GM_*/R_*^3)^{1/2}$ (where M_* and R_* are the mass and radius of the central star), to the stellar rotation rate Ω_* . If the central star is slowly rotating ($\Omega_* \ll \Omega_K$), up to 1/2 of the total accretion luminosity is released in this boundary layer. This region is therefore an important ingredient of the overall accretion flow: it is where the ‘rubber meets the road’.

The structure and dynamics of boundary layers have been topics of investigation for over 20 years. Three uncertain but important components determine a model for the boundary layer: (1) the inner boundary condition for the orbital frequency (Ω_*). (2) the angular momentum transport mechanism in the

accretion disk, and (3) the nature of radiation transport within the disk. For example, by adopting the usual “ α -prescription” [2] for the shear stress in the disk, it is straightforward to integrate the vertically averaged disk structure equations to compute a solution for the boundary layer. Recently, a succinct study [3] of how varying the mass accretion rate and optical depth affects the boundary layer has been presented. The basic conclusion is that optically thin boundary layers are geometrically thick, a result that is in many ways related to the existence of the advection dominated accretion flows within the α -viscosity ansatz (because optically thin boundary layers cannot cool, α is large and a thick, viscous boundary layer results).

More recently, two-dimensional, time-dependent radiation hydrodynamic simulations of the optically thin and thick boundary layers have been presented in [4]. As in [3], the angular momentum transport is specified by use of an α -parameter. Because these models follow the full multi-dimensional dynamics, the development of very (vertically) thick boundary layers that engulf the entire star was noted at high mass accretion rates.

II MHD MODELS OF THE INTERACTION REGION

In the past five years, it has become evident that magnetic fields are critical to angular momentum transport within the disk (e.g., see Balbus, this volume). Moreover, if the central object is strongly magnetized, the structure of the star-disk interaction region can be completely changed in comparison to an unmagnetized central star. No longer will a boundary layer be formed where the disk surface rubs against the star. Instead, the inner edge of the disk can be disrupted by the magnetic field, and the resulting accretion flow becomes more complex. Observations collected over the past two decades indicate that this is a prevalent phenomena. For example, it is well established that accretion onto a magnetized neutron star occurs in X-ray pulsars in binary systems (see, e.g., the review of [5]). In some sources, such as Her X-1, SMC X-1, and Cen X-3, it is clear that the infalling matter is processed through an accretion disk around the pulsar ([5]; [6]). In the case of accreting white dwarfs, there is direct observational evidence that the accretion disk is truncated in magnetized stars: in weakly magnetized systems such as DQ Her the disk extends inwards to a boundary layer, while in AM Her systems (in which the white dwarf is known to be strongly magnetized due to the presence of polarized cyclotron emission), the inner disk and boundary layer is absent (e.g. see [7]). More recently, sophisticated spectroscopic observations of young stellar objects (YSOs) which are still accreting indicate that in these systems as well, the accretion disk is truncated at several stellar radii (most likely by a magnetic field, [8]), and that the accretion flow is consistent with free-fall along dipole field lines toward the polar caps rather than an equatorial boundary layer [9]. Moreover, direct

observational evidence that these YSOs are the source of strong magnetic fields comes from the presence of starspots [8], and from X-ray and polarized radio emission (e.g., [10]).

Theoretically, the interaction of a stellar magnetic field with an accretion disk has important consequences for the evolution and observed spectrum of the source. For example, in the case of accreting magnetic neutron stars, dynamical processes acting between the disk and star seem essential to account for the spin-up and spin-down of X-ray pulsars ([11]; [12]; [13]). In the case of accreting white dwarfs, the disruption of the inner disk and lack of a boundary layer can strongly affect the high energy spectrum. Similarly, in the case of YSOs, the interaction may account for the slow rotation rates of accreting YSOs [14], and many aspects of the UV spectrum and variability ([8]; [14]). Moreover, the interaction is often invoked to explain the source of mass outflows which are observed to be ubiquitous in star forming regions ([15]). For example, Frank Shu and his collaborators are developing an intriguing theory for magnetocentrifugally driven winds which arise from the interaction region ([16], see also [13]). It is important to note that in both compact objects and YSOs, the magnetosphere-disk interaction produces more than simply esoteric changes to the accretion flow near the stellar surface. Rather, the magneto-hydrodynamics (MHD) of the interaction is thought to be fundamental to the interpretation of observed stellar rotation rates, the spectrum (which is strongly affected by the presence or absence of a boundary layer), and to the production of winds and outflows.

The theory of the interaction of a stellar magnetosphere and an accretion disk is still being developed. In early work, Scharlemann [17] and Aly [18] argued that near compact objects, the conductivity of the accreting plasma is sufficiently high that surface currents in the disk will screen it from the stellar magnetic field. Thus, they argue, the stellar magnetic field is pinched inwards until the disk is truncated at a few stellar radii, and they calculate analytically the steady-state geometry of the field in this case. Plasma enters the magnetosphere only via turbulent diffusion driven by the Kelvin-Helmholtz (K-H) and Rayleigh-Taylor (R-T) instabilities, which these authors suppose are confined to a thin layer along the edge of the disk. On the other hand, in an influential series of papers, Ghosh & Lamb ([12] hereafter GL) argued that these same instabilities should be so effective as to cause the stellar magnetic field to diffuse rapidly into the disk. To aid in this process, they point out that if angular momentum transport mechanism in the disk is associated with turbulence (as is supposed in an “ α -disk” model), then this turbulence in combination with reconnection between the disk and magnetospheric fields can increase the diffusion rate of the field into the disk. Therefore, GL argue, the net effect is that the interaction region of the disk which is threaded by the stellar magnetic field is greatly increased by these processes in comparison to the ideas of Aly and Scharlemann.

More recently, Shu et al have constructed a detailed theory of the interaction

region in YSO disks. In their model, the disk is truncated at a radius R_t which is only slightly less than the corotation point $R_x = (GM_*/\Omega_*^2)^{1/3}$ of the rigidly rotating magnetosphere and disk. A fundamental difference between YSO disks and those around compact objects is that because the former are so dense and cold, the fluid is only partially ionized, and microscopic processes can lead to macroscopic diffusion of the magnetic field. Still, in the Shu et al model, the magnetospheric field threads the disk only in the narrow region $R_t < r < R_x$, in sharp contrast to the ideas of GL. An essential ingredient of Shu's model is that beyond R_x , the magnetic field lines can drive a magnetocentrifugal wind ([19], see also [13]) similar to the disk winds studied by [20], while below R_x , material accretes onto the central star via a polar funnel flow [21]. The disk wind opens magnetic field lines beyond R_x , while accretion along the field lines below R_x implies they are closed, leading to an "X-point" geometry for the field at R_x . Angular momentum transport across the "X-point", which is essential for the model, is thought to occur via a combination of the Balbus-Hawley (B-H) instability ([22]; [23]) and the disk wind mechanism.

If one combines the fundamental ingredients of all of these models, the result can be summarized by the sort of system sketched in Figure 1. Rather than being the complete picture, the model summarized by Figure 1 instead raises important questions:

- *What is the width of the region where the stellar magnetic field lines thread the disk?*
- *What is the role of winds and outflows in controlling the dynamics of the star-disk interaction region?*
- *What is the three-dimensional structure of the sheared magnetic field?*

Critiques of this picture can also be found in, e.g., [24].

It is quite likely that complete answers to these three questions will be possible only through the use of numerical methods to study the MHD of the interaction region in detail. For example, it is important to note the pivotal role that MHD instabilities play in each theory in determining the basic properties of the interaction region. In both YSO disks, and disks around compact objects, the instabilities control the diffusion rate of the magnetic field into the disk (and therefore the width of the interaction region), and regulate fundamental physical processes such as angular momentum transport in the disk, and the mass accretion rate. In the theory of Aly, nonaxisymmetric modes of the K-H and R-T instability load plasma onto the magnetospheric field lines, but only in a narrow region near the inner edge of the disk. In the theory of GL, the K-H instability, as well as turbulent diffusion and reconnection, result in a much larger interaction region. In the theory of Shu et al, the B-H instability plays a role in transporting angular momentum across the X-point. In each case, a predictive theory requires detailed knowledge of the nature of these instabilities in the nonlinear regime, which in turn will require numerical

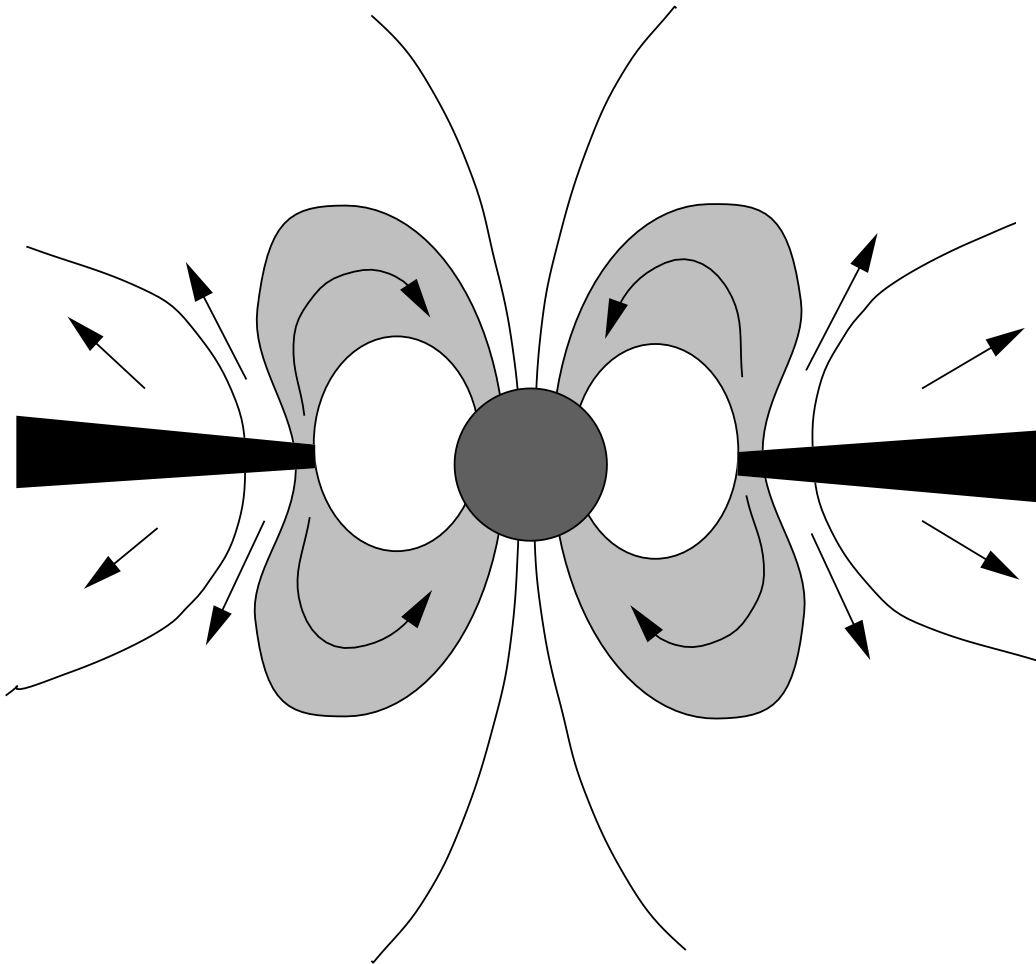


FIGURE 1. A sketch of the basic geometry of an accretion flow near a strongly magnetized central star. The disk (black region) is truncated in the inner regions by the stellar field. The accretion flow (shaded) follows the stellar field lines towards the magnetic poles. Outflow may occur along open field lines at larger radii.

simulations. Simulations also have the added advantage of being able to compute the global structure of the sheared magnetic field self-consistently with the dynamics, and they will be the only way to study time-dependent effects and variability, interesting problems in their own right.

III MHD SIMULATIONS OF THE INTERACTION REGION

It would indeed be fortunate if all that was required to study the MHD of the star-disk interaction region was an MHD code and a computer. However, there are additional requirements which limit both the applicability and utility

of the results of numerical investigations. The first, and probably most serious, results from the fact that a numerical simulation is the solution to an initial value problem: it is the time-dependent evolution from a particular initial state subject to certain boundary conditions. However, it is difficult to specify an initial condition that properly represents the star-disk interaction region. Starting from any general initial condition (such as uniform fields, or sub-Keplerian rotation) can lead to strong transients in the solution that may dominate the resulting evolution. One must make reasonable assumptions about the initial and boundary conditions, and then ideally study the evolution using many experiments in which these initial and boundary conditions are varied.

Furthermore, the long term dynamical evolution (which is most likely to be independent of the initial conditions, assuming the system is able to ‘forget’ its initial state) is the most interesting. We are really interested in the evolution in three-dimensions as well, not only because real systems are three-dimensional, but more fundamentally, the nonlinear saturation of MHD instabilities that control the interaction region is different in two- versus three-dimensions. For example, in axisymmetry, the Balbus-Hawley instability saturates as the “channel” solution [25] composed of two radially streaming columns of fluid; one moving radially inward with a sub-Keplerian rotational velocity, and the other moving radially outward with a super-Keplerian rotational velocity, while in three-dimensions, it saturates as MHD turbulence. Computing the long-term dynamical evolution in three-dimensions is beyond the scope of current computers.

A Axisymmetric Simulations

The most productive way to study the evolution from a variety of initial conditions is to focus first on axisymmetric problems, despite the restrictions this imposes. In fact, a variety of results have been reported recently from several groups.

Hayashi and collaborators [26] have considered the evolution of a pure dipole field anchored in the central star and a Keplerian disk. Rotation of the disk quickly winds the field lines up, and the magnetic pressure associated with the resulting toroidal magnetic field causes the field lines to expand away from the star in exactly the manner expected by the analytic work of [13] and [27]. Resistivity is added to the simulations to allow reconnection of field lines. The expanding magnetic field can then pinch-off near the star, forming an isolated ‘plasmoid’ of closed field lines that escapes. The authors associate these reconnection events with recently observed X-ray flares in T Tauri stars, and moreover suggest the plasmoid might be related to the formation of protostellar jets. Since after reconnection the magnetic field lines resume something like their initial geometry, it is possible this process continually

repeats, producing a very time-dependent jet.

Goodson and collaborators [28] have used a nested mesh code to follow the evolution of a similar problem over very large spatial scales. Their smallest grid covers the inner few stellar radii, while their largest grid extend to a few AU. Not only do they observe the time-dependent ejection of plasmoids, as reported by Hayashi et al, but since they study much larger scales they report the plasmoids are collimated into jets on the largest scales. Some of the latest of these results were reported at this meeting.

Recently, Kristen Miller and I have performed simulations of disks which are adiabatic, axisymmetric, has non-zero resistivity, and is initially in Keplerian rotation [29]. The magnetosphere is assumed to be initially in magnetostatic equilibrium, corotating with the central star, and threaded by one of three different initial magnetic field topologies: 1) a pure dipole field which also threads the disk continuously everywhere, 2) a dipole field excluded from the disk by surface currents, and 3) a dipole field continuously threading a disk superposed with a uniform axial magnetic field. A number of exploratory simulations are performed by varying the field strength, the disk density and inner radius, the magnitude of the resistivity, and the stellar rotation rate. These simulations are designed as an initial study of the magnetohydrodynamics of the interaction region.

Generally, we find rapid evolution of the disk occurs due to angular momentum transport by either the Balbus-Hawley instability or magnetic braking effects. Equatorial accretion results on a dynamical timescale unless the magnetic pressure of the magnetosphere exceeds the ram pressure of the accreting disk plasma; the latter we find to be a highly time dependent quantity. In the case of a pure dipole magnetospheric field, however, rapid stellar rotation can result in a field geometry which inhibits polar accretion even when ram and magnetic pressures balance. In contrast, we find that polar accretion can occur regardless of the stellar rotation rate when strong global disk magnetic fields combine with stellar magnetic fields to create a favorable net field topology. Figure 2 shows the evolution in such a topology. It consists of a global vertical field combined with a stellar dipole field to produce a magnetic “X-point” topology without the tension forces characteristic of the pinched dipole geometry (as in, e.g., Figure 1). This choice was motivated in part by the earlier comprehensive work of [30]. We find that this kind of magnetic “X-point” topology produces polar accretion regardless of the stellar rotation rate (at least for the parameter values adopted here), suggesting it is “sturdier” than the pure dipole topology. Thus, the presence of ambient magnetic fields which are comparable in strength to the stellar field itself (at the inner disk edge) can promote polar accretion. This is only true if the disk and stellar fields are anti-aligned; if they are aligned, the disk field does not promote polar cap accretion. If the disk field contains domains of oppositely directed field, the accretion flow may vary as each domain is accreted.

Highly time dependent winds are evident in the evolution of all three field

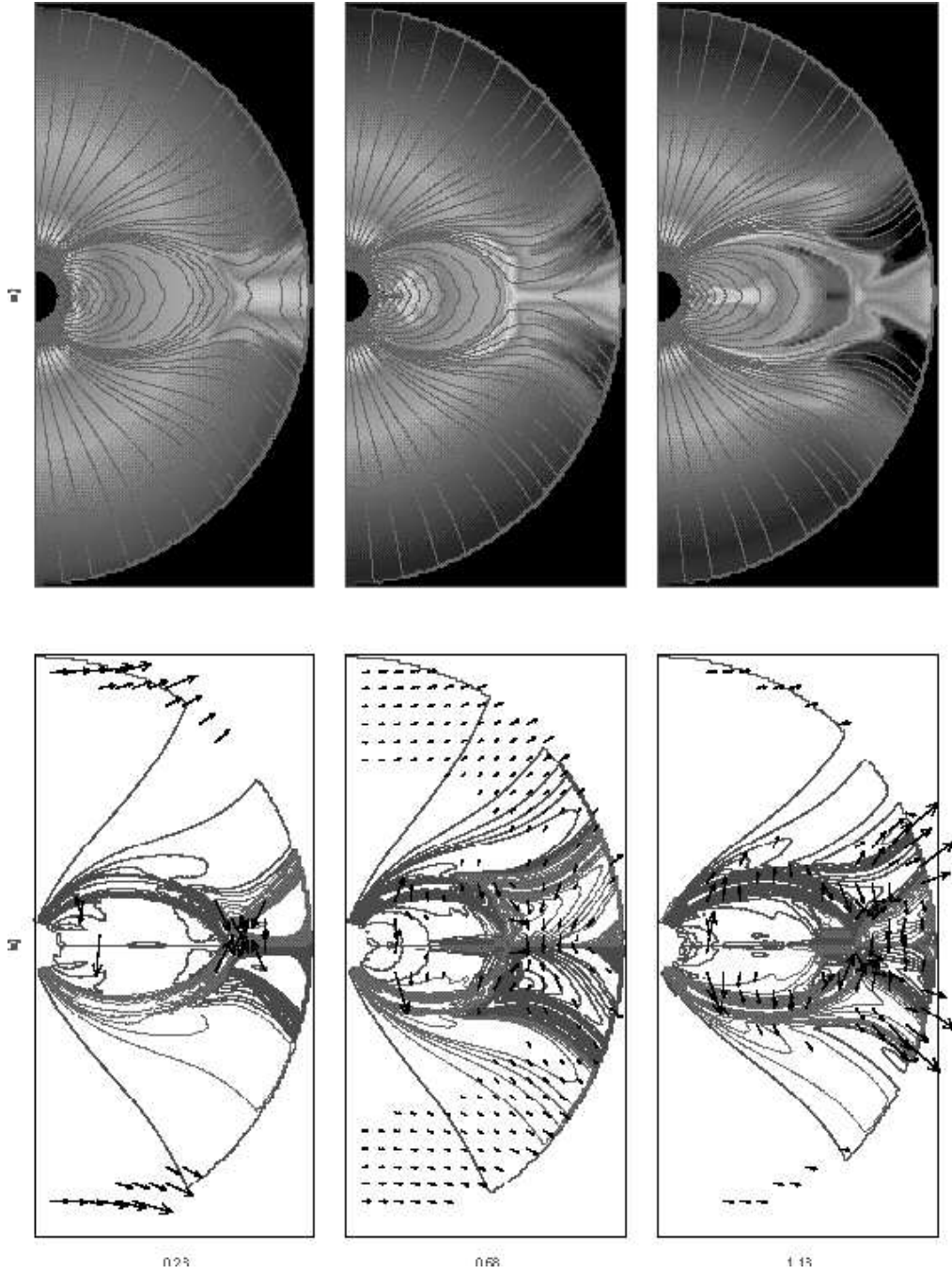


FIGURE 2. Evolution a star-disk interaction region in which the field initially consists of dipole plus a constant vertical component. The top images show poloidal magnetic field lines overlaid on a logarithmic greyscale image of the density (white represents the highest densities, black the lowest); the bottom images show contours of B_ϕ overlaid on logarithmic poloidal velocity vectors.

topologies. The winds are generally channeled along field lines which have been opened due to reconnection. The speed and variability of the outflows is dependent on the magnetic field strength and accretion topology. Net torque on the star during accretion is measured to be positive, i.e., the star is being spun up.

Perhaps the most important aspect of this study is the fact that the evolution starting from many initial conditions was considered, allowing one to assess the ubiquity of the flow structure sketched in Figure 1. Not all simulations resulted in polar cap accretion flows, in fact those that did were in the minority. Instead, the controlling aspect of the evolution was the angular momentum transport mechanism. Those simulations in which the Balbus-Hawley instability developed resulted in the magnetosphere being crushed to the surface of the star because in axisymmetry the nonlinear outcome of the instability is the exponentially growing channel solution. However, it is known from three-dimensional studies that when non-axisymmetric modes are allowed, the instability drives MHD turbulence. Modeling this turbulence in the star-disk interaction region will require fully three-dimensional simulations.

B Three-Dimensional Simulations

Fully three-dimensional simulations of stratified, magnetized accretion disks designed to study the nonlinear evolution of the Balbus-Hawley instability have been presented by a number of workers, including [31] and [32]. These simulations are local, and therefore consider only a small patch of the disk in the horizontal plane corotating with the disk. Figure 3 shows the structure which results in a typical model. There are several important points to be learned from these simulations. For example, inspection of the magnetic field at high- z in the disk (the arrows shown in Figure 3) clearly demonstrates how complex the field geometry can become. Moreover, the time evolution reveals the field is highly fluctuating as well. Whether the dynamics of the flow containing such a highly temporally and spatially varying field can be adequately described by a static mean field such as shown in Figure 1 remains to be examined.

Additionally, the studies of [31], [32], and [33] show that the MHD turbulence generated by the Balbus-Hawley instability in accretion disks produces dynamo action in the sense that it strongly amplifies the field for timescales much longer than the dissipation time. The power spectrum of the amplified field follows a declining power law, so that most of the energy in the field is in the shortest wavenumbers (longest wavelengths). The natural length scale in the disk is the vertical scale height H . For a cold disk, $H \ll R_*$, so whether this field is important to the *global* dynamics of the star-disk interaction region (on scales of order R_*) is unclear. If there is an inverse cascade, perhaps strong field on scales much larger than H can be generated. However, it seems diffi-

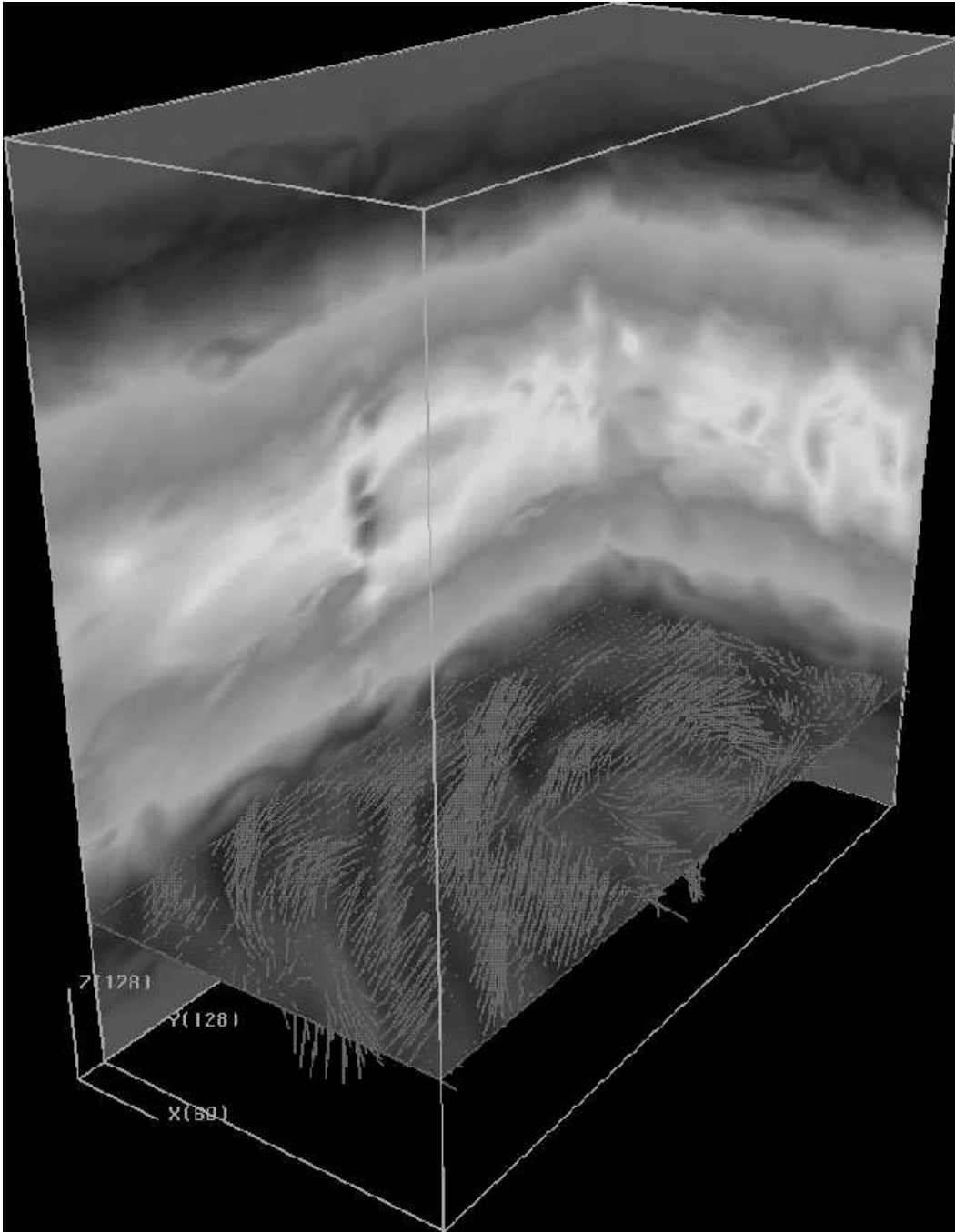


FIGURE 3. Structure produced by the Balbus-Hawley instability in a local patch of a stratified accretion disk. The greyscale shows the density (with white representing the highest densities – the disk midplane is orientated horizontally near the center of the box), while the arrows show the magnetic field through a horizontal slice.

cult to understand how fields which span very large radial domains can exist in a strongly shearing accretion disk. Moreover, if they do, then most of our accretion disk models are suspect, since they are based on the ansatz that the shear stress is determined by the *local* conditions in the disk. It is clear that investigations of the global structure of dynamo generated disk magnetic fields is of great importance.

IV SUMMARY

Our understanding of the star-disk interaction region will undergo rapid progress in the near future as important developments are being made on both the observational and theoretical fronts. For example, observations of X-ray binaries and accreting pulsars are providing new insights into these systems (e.g., see the review of Bildsten, this volume). Moreover, infrared and optical studies of young stars provides constraints from less extreme environments (e.g., see the review of Calvet, this volume). Finally, the rapid maturation of computational methods as a tool to investigate the MHD of the star-disk interaction region should help theorists to keep up with the observers.

When the central star is not magnetized, the star disk interaction region consists of a relatively narrow (at least in the radial direction) boundary layer spread like a belt where the disk rubs against the star. On the other hand, if the central star is strongly magnetized, the star-disk interaction region is much more complex. Our current understanding of this circumstance can be boiled down to a “working hypothesis” which is sketched in Figure 1. To first order, the magnetic field of the star is taken to be dipolar. The ram pressure of accreting material pinches the outer stellar field lines inward, which generation of toroidal field by shear inflates the stellar field lines in the axial direction. Outflows and winds may be produced by the disk itself, and in the star-disk interaction region. We cannot claim to have a very complete understanding of the dynamics of this region, however, until we understand (1) what is the width of the region of the disk threaded by stellar flux?, (2) what is the role of outflows in removing angular momentum and driving the dynamics of this region?, and (3) what is the global geometry of the stellar and disk magnetic fields?

It is likely that numerical simulations will prove essential in sorting out many of these issues. To date, studies of axisymmetric problems have been reported by a number of authors. Most of the simulations produce outflows, and some produce polar cap accretion (as predicted by the “working hypothesis”). However, nonaxisymmetric simulations are going to be necessary in order to model the MHD turbulence, dynamo action, angular momentum transport, and anomalous diffusivity that control the star-disk interaction.

ACKNOWLEDGMENTS

This work was supported by the NSF through grant AST-9528299. I thank Steve Balbus, John Hawley, Kristen Miller, Eve Ostriker, and John Wang for their contributions to much of the work presented here.

REFERENCES

1. Pringle, J.E., 1981, *ARA&A*, 19, 137.
2. Shakura, N.J., & Sunyaev, R.A. 1973, *A&A*, 24, 337.
3. Narayan, R., & Popham, R., 1993, *Nature*, 362, 820.
4. Kley, W., & Lin, D.N.C., 1996, *Ap.J.*, 461, 933.
5. Nagase, F., 1989, *PASJ*, 41, 1.
6. Tjemkes, S.A., Ziuderwijk, E.J., & Van Paradijs, J., 1986, *A&A*, 154, 77.
7. Kylafis, N.D., Lamb, D.Q., Masters, A.R., & Weast, G.J., 1980, in *Ninth Texas Symposium on Relativistic Astrophysics*, ed. J. Ehlers, J. Perry, & M. Walker (New York: NY Acad. Sci.), 520.
8. Bertout, C., Basri, G., & Bouvier, J., 1988, *ApJ*, 330, 350.
9. Hartmann, L., Hewett, R., & Calvet, N. 1994, 426, 669.
10. Montmerle, T., Feigelson, E., Bouvier, J., & André, P., 1993, in *Protostars and Planets III*, ed. E.H. Levy & J. Lunine (Tucson:Univ. of Arizona Press), 689.
11. Pringle, J.E., & Rees, M.J., 1972, *A&A*, 21, 1.
12. Ghosh, P. & Lamb, F.K., 1979, *Ap.J.* 232, 259.
13. Lovelace, R.V.E., Romanova, M.M., & Bisnovatyi-Kogan, G.S., 1995, *MNRAS*, 275, 244.
14. Konigl, A. 1991, *Ap.J.*, 370, L39.
15. Edwards, S., Ray, T., & Mundt, R. 1993, in *Protostars and Planets III*, ed. E.H. Levy & J. Lunine (Tucson:Univ. of Arizona Press), 567.
16. Shu, F., Najita, J., Ruden, S., & Lizano, S., 1994, *Ap.J.* 429, 797.
17. Scharlemann, E.T., 1978, *Ap.J.*, 219, 617.
18. Aly, J.J., 1980, *A&A*, 86, 192.
19. Najita, J., & Shu, F., 1994, *Ap.J.*, 429, 808.
20. Wardle, M., & Königl, A. 1993, *Ap.J.*, 410, 218.
21. Ostriker, E.C., & Shu, F., 1995, *Ap.J.*, 447, 813.
22. Balbus, S.A., & Hawley, J.F. 1991, *Ap.J.*, 376, 214.
23. Balbus, S.A., & Hawley, J.F. 1992, *Ap.J.*, 400, 610.
24. Safier, P., 1998, *Ap.J.*, in press.
25. Hawley, J.F., & Balbus, S.A., 1992, *Ap. J.*, 400, 595.
26. Hayashi, M.R., Shibata, K., & Matsumoto, R., 1996, *Ap.J.*, 468, L37.
27. Lynden-Bell, D., & Boily, C., 1994, *MNRAS*, 267, 146L.
28. Goodson, A.P., Winglee, R.M., & Boehm, K.-H., 1997, *Ap.J.*, 489, 199.
29. Miller, K.A., & Stone, J.M., 1997, *Ap.J.*, 489, 890.
30. Hirose, S., Uchida, Y., Shibata, K., & Matsumoto, R., 1997, *PASJ*, 49, 193.

31. Brandenburg, A., Nordlund, A., Stein, R., & Torkelsson, U. 1995, Ap.J., 446, 741.
32. Stone, J.M., Hawley, J., Gammie, C., & Balbus, S. 1996, Ap.J., 463, 656.
33. Hawley, J.F., Gammie, C.F., & Balbus, S.A., 1996, Ap.J., 464, 690.