

# Supermassive Black Holes in Early-Type Galaxies: Relationship with Radio Emission and Constraints on the Black Hole Mass Function

A. Franceschini<sup>1</sup>, S. Vercellone<sup>1</sup> and A.C. Fabian<sup>2</sup>

<sup>1</sup>*Dipartimento di Astronomia, Vicolo dell'Osservatorio 5, I-35122 Padova, Italy  
Tel. (049) 8293441, Fax (049) 8759840, E-mail "Franceschini@pdmida.pd.astro.it"*

<sup>2</sup>*Institute of Astronomy, Madingley Road, Cambridge CB3 0HA  
Address for correspondence: A. Franceschini*

29 March 2018

## ABSTRACT

Using recently published estimates - based on high spatial resolution spectroscopy - of the mass  $M_{\text{BH}}$  of nuclear black holes for a sample of nearby galaxies, we explore the dependence of galaxy nucleus emissivity at various wavelengths on  $M_{\text{BH}}$ . We confirm an almost linear scaling of the black hole mass with the baryonic mass of the host spheroidal galaxy. A remarkably tight relationship is also found with both nuclear and total radio centimetric flux, with a very steep dependence of the radio flux on  $M_{\text{BH}}$  ( $P \propto M_{\text{BH}}^{2.5}$ ). The high-frequency radio power is thus a very good tracer of a super-massive black hole, and a good estimator of its mass. This, together with the lack of significant correlations with the low-energy X-ray and far-IR flux, supports the view that advection-dominated accretion is ruling the energy output in the low-accretion rate regime. Using the tight dependence of total radio power on  $M_{\text{BH}}$  and the rich statistics of radio emission of galaxies, we derive an estimate of the mass function of remnants in the nearby universe. This is compared with current models of quasar and AGN activity and of the origin of the hard X-ray background (HXRb). As for the former, continuous long-lived AGN activity is excluded by the present data with high significance, whereas the assumption of a short-lived, possibly recurrent, activity pattern gives remarkable agreement. The presently estimated black hole mass function also implies that the HXRb has been produced by a numerous population ( $\sim 10^{-2} \text{ Mpc}^{-3}$ ) of moderately massive ( $M_{\text{BH}} \sim 10^7 M_{\odot}$ ) black holes.

**Key words:** Galaxies: ellipticals – galaxies: nuclei – Black Holes – AGN: radio emission, X-ray emission.

## 1 INTRODUCTION

The existence of a massive black-hole (BH) in galaxy nuclei (see e.g. Rees 1984) is the current theoretical paradigm for interpreting a variety of astrophysical phenomena, including activity in optical and radio quasars, Seyfert galaxy nuclei, and in various classes of radio galaxies, blazars, and hyper-luminous IRAS galaxies.

Powerful spectrographs and high-resolution imagers on optical (HST) and X-ray telescopes (ROSAT, ASCA) now allow the existence of such massive black holes ( $M_{\text{BH}} \sim 10^6 - 3 \cdot 10^9 M_{\odot}$ ) to be tested in the nuclei of a few nearby galaxies, via gas and stellar dynamics, including the evidence for relativistic motions (Tanaka et al., 1995; see a review in Kormendy & Richstone, 1995). The results are consistent with the general BH interpretation of nuclear activity.

However, several details in this picture are still missing.

One is the marked dichotomy in objects presumed to harbour a nuclear BH: at large distances and high redshifts we find strong evidence of activity associated with massive BHs, but no direct proof of them, mostly because the search for a BH requires resolving the radius of influence of the BH, and then is possible only out to few tens of Mpc. On the contrary, in local objects good dynamical evidence for the presence of nuclear BHs is found, but it is mostly unrelated to the monster AGN activity seen at high  $z$ .

Other missing details include the formation and evolution of supermassive BH and their relationship with the host galaxy population in general. Specific predictions of physical models of quasars and quasar evolution (e.g. Soltan, 1982; Chokshi & Turner, 1992; Cavaliere & Padovani, 1989) suggest that the AGN phenomenon is short-lived and probably recurrent, with the implication that a significant frac-

tion of all massive galaxies should contain a BH of typically  $\sim 10^8 - 10^9 M_\odot$ , which is currently inactive.

Further arguments in favour of a deep relationship between quasar activity and the formation of a massive spheroidal galaxy have been given by Hamann & Ferland (1993) and Franceschini & Gratton (1997, FG97), based on the chemical properties of the enriched gas in the vicinity of the QSO. A one-to-one relationship of quasars with forming spheroids is suggested by FG97, from the consideration that not only all observed QSOs show large amounts of stellar-processed material in the nucleus, but also that the significantly metal-enriched sites at high redshifts are only found close to a QSO. The presence of a quasar may hide an underlying spheroid in the process of formation, thus possibly explaining the long-standing problem arising from the lack of evidence for galaxies forming at high  $z$  (e.g. Djorgowski, 1995; FG97; see also, in a different context, Terlevich & Boyle, 1993).

All these arguments naturally imply that most spheroidal galaxies today should harbour a super-massive BH in their nuclei. This raises a potential problem for the BH interpretation: under this scheme, a lot more X-ray emission by Bondi-accreted halo plasma would be expected in elliptical galaxies than is observed (Fabian & Canizares, 1988).

This is now explained (Fabian & Rees 1995; Di Matteo & Fabian 1996a) in terms of an advection-dominated accretion flow (ADAF: Rees, 1982; Begelman 1986; Narayan & Yi 1995; Narayan 1995, 1996) occurring at low accretion regimes  $\dot{m}$ , in place of the traditional thin-disc accretion mode. In such a case the radiative efficiency of the accreting material is low, and the energy released by viscous friction is advected into the BH rather than radiated. Massive BHs would then be very dim at the frequencies (IR, optical, soft X) at which typical AGN with higher accretion rates are very prominent.

Using recently published estimates of nuclear BH masses in nearby galaxies, we explore in this paper the efficiency of galaxy emission properties at various wavelengths (radio, X-ray, optical and IR) to trace the presence of supermassive BHs in the local universe. Correlations between the estimated BH masses and electromagnetic emissions at various wavelengths are also used to constrain the physical conditions of the accreting gas, with specific reference to the ADAF model. Finally we derive the BH mass function and compare it with theoretical distributions based on quasar statistics and related arguments.

In Section II we summarize the optical, X-ray and radio information available for each galaxy in our sample. In Section III we discuss the relationship between the BH mass and e.m. emission, with an emphasis on the radio power. Section IV addresses the question of advection-dominated accretion models, which appear to receive some support by the present analysis. In Section V we estimate the BH mass function derived from the previous regressions and the galaxy local luminosity functions in the optical and the radio. In Section VI we discuss our results.

A value of  $H_0 = 50 \text{ km s}^{-1} \text{ Mpc}^{-1}$  is adopted throughout the paper.

## 2 THE DATA

Our reference sample for BH mass estimates in nearby galaxies is based on the 8 galaxies reported by Kormendy & Richstone (1995, KR95). We have improved it by adding five new objects with recently published data, as reported in the lower part of Table 1. We have adopted a quality flag (QF) for the BH mass evaluation (column 12 in Table 1). QF=3 corresponds to the safest case of a mass determined with high spatial resolution spectroscopy. Lower values for QF correspond to decreasing reliability.

In the following we review observational data collected from the literature for each galaxy.

### 2.1 Galaxies from the KR95 compilation

**M31.** *Radio* data come from Becker & White (1991; BW91 hereafter) and refer to the total emission from the galaxy; *IR* data are from Rice et al. (1988), while *X-ray* data from Brinkmann et al. (1994). The value of BH mass comes from KR95, based on the M/L ratio and from the fact that M31 seems to harbour a double nucleus.

**NGC 3115.** *Radio* data come from KR95 and refer to the nuclear radio continuum flux; *IR* data are from van Driel et al. (1993) and *X-ray* data from Fabbiano et al. (1992). The most recent evaluation of the BH mass comes from Kormendy et al. (1996a) based on HST-FOS nuclear spectroscopy and on modelling of the stellar velocity and velocity dispersion curves.

**M32.** *Radio* flux comes from imaging photometry at 4.850 GHz by Condon et al. (1994) and refers to the total emission; *IR* flux is from Knapp et al. (1989). The BH mass is from Bender et al. (1996), based on CFHT high spatial resolution spectroscopy and van der Marel et al. (1997) from HST data.

**NGC 4594.** *Radio* data are from Griffith et al. (1994); *IR* data from Condon et al. (1995), *X-ray* data from Fabbiano et al. (1992). An updated value of the BH mass comes from modelling the stellar velocity distribution as measured with HST and CHFT (Kormendy et al., 1996; Fabbiano & Juda, 1997).

**Milky Way.** *Radio* luminosity is reported by KR95 and refers to the nuclear continuum. The value of BH mass comes from Eckart & Genzel (1997) based on proper motions of stars in the innermost core of the Galaxy.

**NGC 3377.** *Radio* data are from Dressler & Condon (1978, DC78) and refer to the total emission; *IR* flux is from Peletier et al. (1990), the *X-ray* from Fabbiano et al. (1992). The value of BH mass comes from modelling by KR95 of the stellar velocity dispersion.

**NGC 4258.** The total *radio* flux is from Gregory & Condon (1991) (GC91 hereafter) the *IR* flux is from Ghosh et al. (1993); the *X-ray* flux from Fabbiano et al. (1992). The value of BH mass is given by Miyoshi et al (1995) fitting the Keplerian motion of water masers. This value has been confirmed by Maoz (1995) and Wilkes et al. (1995). The latter report the optical detection of the hidden nuclear engine. Lasota et al. (1996) have shown that the observed spectrum is well fitted by an advection-dominated disc emission with BH mass consistent with our adopted value.

**M87.** *Radio* data come from GC91 and refer to the total emission from the galaxy; *IR* data are from Condon

et al. (1994) and the *X-ray* from Brinkmann et al. (1994) (the latter however is mostly contributed by the intracluster gas). The value of the BH mass comes from Ford et al. (1994) based on gas-dynamical evidence of a nuclear disc of ionized gas in Keplerian motion. The mass value has been found by Reynolds et al. (1996) to be consistent with the theoretical expectation based on an ADAF model.

## 2.2 Further objects with nuclear BH mass estimates

**NGC 4261.** *Radio* data are published by Griffith et al. (1995) (total emission); *IR* data from Knapp et al. (1989) and *X-ray* data from Fabbiano et al. (1992). The most recent estimate of the BH mass comes from Ferrarese, Ford & Jaffe (1996), based on HST gas kinematics.

**NGC 4486B.** This is a low-luminosity companion of M87. The BH mass is estimated by spectroscopic observations of Kormendy et al. (1996b), also supported by the analysis of Lauer et al. (1996) of HST-WFPC2 images suggesting that the nuclear emission could be fitted as an eccentric disc (e.g. Tremaine, 1995).

**NGC 4374.** *Radio* data are from Dressler & Condon (1978) (total emission). *IR* data come from Condon et al. (1995), *X-ray* data from Fabbiano et al. (1992). The value of BH mass is from Bower (1996), using the HST velocity gradient across the central part of the disc.

**NGC 1316.** The *radio* flux is from the 1 Jy Catalogue (Kühr et al. ), the *IR* one from Knapp et al. (1989), the *X-ray* from Brinkmann et al. (1994). The value for the BH mass comes from optical imaging of the central region of the galaxy by Shaya et al. (1996) combined with limited kinematical information by Bosma et al. (1985). Flag 2 in last column is due to limited spatial resolution (1 arcsec) and poor kinematical data.

**NGC 7052.** *Radio* data are from GC91 and refer to the total emission from the galaxy. The *IR* flux is from Knapp et al. (1989). An upper limit to the value for the BH mass is reported by van den Bosch & van der Marel (1995), based on gas kinematics (turbulence with very high velocity,  $v > 300 \text{ km s}^{-1}$ ). They find that the presence of a BH with such a mass is consistent with their data, but is not required. We keep NGC 7052 in our source list as providing a valuable limit on  $M_{BH}$ .

Altogether, 11 mass determinations for the galaxies in our sample are quite reliable (filled circles in the following figures), one uses gas kinematics (open circle) and one surface photometry (filled triangle).

## 3 BASIC CORRELATIONS

We analyse in this Section correlations between the central BH mass and galaxy emissions at various wavelengths. These will provide useful constraints when investigating the origin of the BH and the nature of the gas flows in the nuclear region. Finally, such relations will be used for statistical inferences about the occurrence and mass function of BHs.

A refined statistical approach is needed to deal with combined data and upper limits, and because of the very limited statistics of our sample. Specifically, to evaluate the

significance of the correlations, we use Cox’s Proportional Hazard Model, the Generalized Kendall’s and the Spearman rank correlation statistics. Concerning the latter, it is quite a robust correlation test but it is not very accurate for limited samples like ours. Altogether, we report in Figs. 1 to 4 the probability  $P_{rand}$  to get by random the observed correlation from an uncorrelated parent population, as estimated with the generalized Kendall’s  $\tau$  test.. We have checked that in all cases the three different tests gave consistent results. For all the details on these procedures we defer to Isobe, Feigelson, & Nelson (1986).

Concerning the linear regression analysis, we used three different methods: the classical Schmitt’s regression analysis, the “Expectation-Maximization” algorithm assuming a normal distribution and the distribution provided by the Kaplan-Meier estimator. Values of the regression coefficients (also reported in the figures) refer to the latter, as the best unbiased estimator (see Isobe, Feigelson, & Nelson, 1986).

We have to keep in mind that sometimes spurious correlations may be induced by poorly controlled selection effects, in particular if the plotted quantities are distance-dependent (as it is our case). For this reason, we will consider as more relevant for our analysis the remarkable differences among the various correlation behaviours in Figs. 1 to 4, rather than the precise values of the correlation significance and of the regression parameters for the separate plots.

KR95 found a good correlation between the black hole mass and the absolute magnitude  $M_B$  of the bulge in the B-band. Bulge luminosities coincide with the total ones for the new galaxies in our extended sample, all being ellipticals. Figure 1 is the same plot of BH mass vs.  $M_B$  as in KR95, including the new galaxies in our sample. A good correlation (0.4 per cent probability of random occurrence, linear correlation coefficient  $CC \sim -0.84$ ) is confirmed, with a residual scatter with respect to the formal regression line of  $\sigma_{mass} \simeq 0.54$ .

Remarkably different behaviours are displayed in Figure 2 for the plots of the BH mass versus the *X-ray* and far-*IR* luminosities. No significant correlations are found in such cases, the emission being quite unrelated here to the presence of a nuclear supermassive BH.

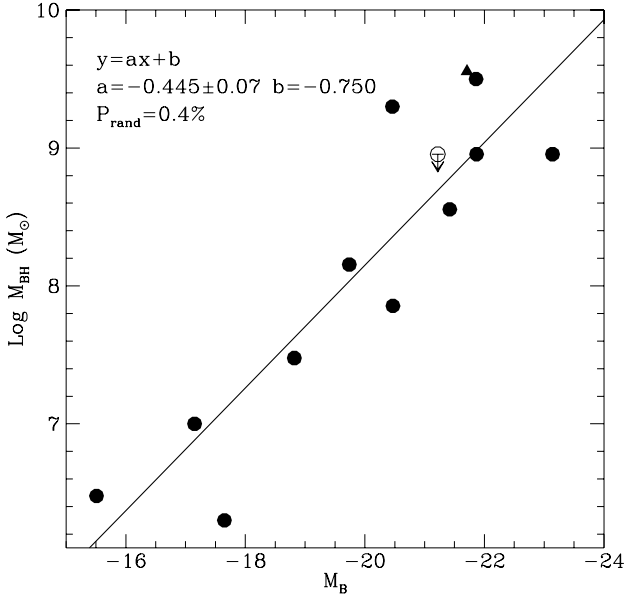
For the radio flux, the most obvious relation with the BH mass is expected from the high frequency compact nuclear emission. This is of specific interest for the discussion about the ADAF model in the next Section. Figure 3 is a plot of the 5 GHz core radio flux against BH mass for the few galaxies for which high-resolution radio imaging is available (only high quality, QF=3, mass values are used). In spite of the small number of data points, there is a significant correlation (2.5 per cent probability of a randomly generated correlation) between core radio flux and BH mass. Furthermore, quite a steep dependence is indicated by the data, the radio power varying by 8 orders of magnitude for a variation of the BH mass of  $\sim 3$  orders of magnitude. In particular, there is a  $3\sigma$  difference with the almost linear correlation found in Fig. 1.

Finally, a remarkably tight correlation (0.25 per cent probability of random occurrence excluding NGC 3115, see below, 0.7 per cent including it) is revealed between BH mass and the 5 GHz total radio emission. From the radio flux we have subtracted here the contribution due to star-formation activity, estimated from the well-established rela-

[htb]

Object	d (Mpc)	$M_B$	$F_{radio}^{tot}$ (mJy)	$\log P_5^{tot}$ (W/Hz)	$F_{radio}^{core}$ (mJy)	$\log P_5^{core}$ (W/Hz)	$F_{60\mu}$ (Jy)	$F_X (\times 10^{-13})$ (erg/cm <sup>2</sup> /s)	$\log L_X$ ( $L_\odot$ )	$M_\bullet$ ( $M_8$ )	QF
1	2	3	4	5	6	7	8	9	10	11	12
M 31	0.7	-18.82	36	18.33	0.03	15.25	536.18	260.6	5.60	0.3	3
NGC 3115	10	-20.46	$\leq 0.33$	$\leq 18.60$	$\leq 0.33$	$\leq 18.60$	$\leq 0.13$	$\leq 6.41$	$\leq 6.3$	20	3
M 32	0.7	-15.51	$\leq 7$	$\leq 17.61$	$\leq 4$	$\leq 17.37$	$\leq 0.400$	-	-	0.03	3
NGC 4594	16	-23.14	156	21.95	100	21.76	3.113	29.24	7.64	10	3
Milky Way	-	-17.65	700	15.78	700	15.78	-	-	-	0.024	3
NGC 3377	14	-19.74	$\leq 8.6$	$\leq 20.3$	$\leq 0.5$	$\leq 19.06$	0.140	$\leq 1.36$	$\leq 5.91$	1.4	3
NGC 4258	9	-20.47	170	21.21	1.8	19.24	17.340	45.66	7.06	0.7	3
M87	20	-21.86	59740	24.54	4000	23.37	0.3939	1050	9.2	30	3
NGC 4261	30	-21.87	4939	24.01	-	-	0.08	13.18	7.90	9.0	3
NGC 4374	27	-21.42	2096	23	680	22.52	0.502	15.59	7.29	3.6	3
NGC 4486B	20	-17.15	-	-	-	-	-	-	-	0.1	3
NGC 1316	17	-21.76	49000	24.23	-	-	3.160	15.10	7.13	36	2
NGC 7052	80	-21.22	122	23.01	-	-	0.460	-	-	$\leq 9.0$	1

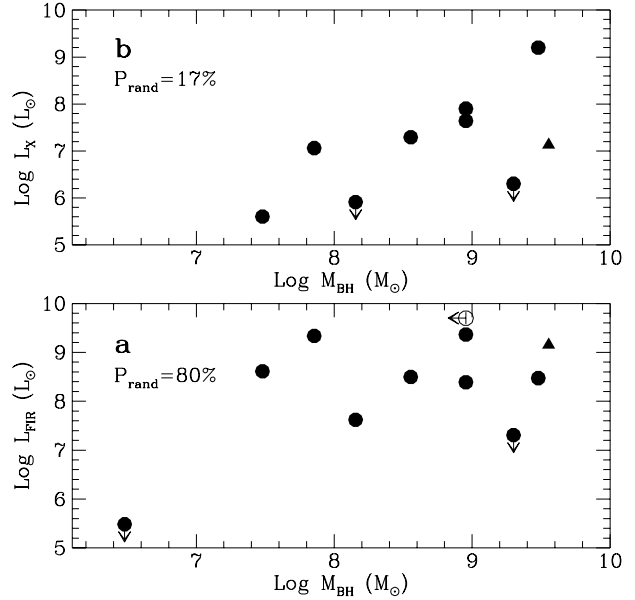
**Table 1.** Table of the basic physical quantities for each galaxy. **Column 1.** Name of the object. **Column 2.** Distance, based on models of the velocity field and assuming  $H_0 = 50 \text{ km s}^{-1} \text{ Mpc}^{-1}$  if no distance indicators are available. **Column 3.** Absolute magnitude.  $m_B$  values are taken from *NED* database. **Column 4.** Total flux in radio band at 5 GHz. **Column 5.** Total radio power at 5 GHz. **Column 6.** Core flux in radio band at 5 GHz. **Column 7.** Core radio power at 5 GHz. **Column 8.** Far-IR flux at  $60 \mu$ . **Column 9.** X-ray flux between 0.3 and 3.5 KeV. **Column 10.** X-ray luminosity in solar units. **Column 11.** Black hole mass in unit of  $10^8 M_\odot$ . **Column 12.** Quality flag, giving our estimate of the reliability of BH mass determination. 3: reliable estimate based on high spatial resolution spectroscopy; 2: lower-resolution spectroscopy; 1: affected by turbulence.



**Figure 1.** Black hole mass as a function of the absolute B magnitude of the bulge of the hosting galaxy. Filled circles, triangles and open circles correspond to objects with QF=3, 2 and 1 in Table 1. The coefficients of the linear fit and of the probability for random occurrence from an uncorrelated parent distribution (see text) are indicated.

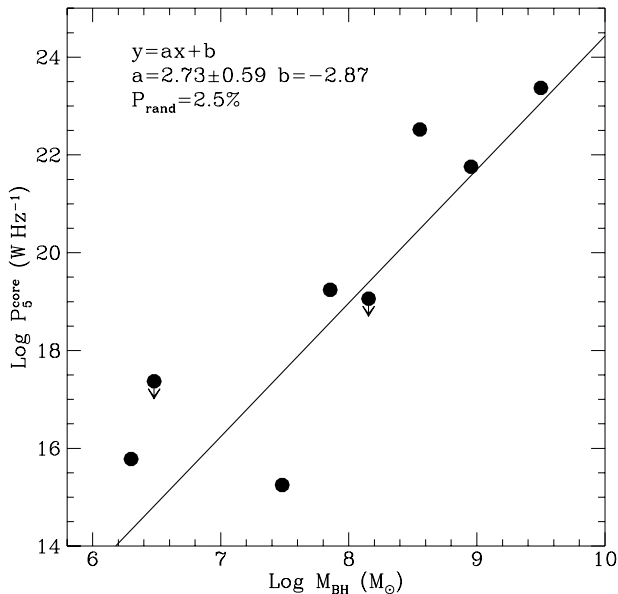
tionship between far-IR and radio emission (e.g. Walsh et al. 1989; Helou et al. 1985):

$$L_{5\text{GHz}} = 0.01 L_{60\mu\text{m}}. \quad (1)$$



**Figure 2.** a) Black hole mass versus the IR luminosity  $\lambda L(\lambda)(60\mu\text{m})$  at  $60 \mu$ , in units of  $L_\odot$ . The symbols are as in Figure 1. b) The same as a), for the X-ray luminosity.

This has allowed us to derive the radio emission of non-thermal origin arising from the nuclear activity. Note that the contribution from star-formation is significant for only the later-type galaxy M31 and NGC 4258 (NGC 3115 has only upper limits and nothing can be said). In this case too, a steep dependence of the radio flux on the BH mass is

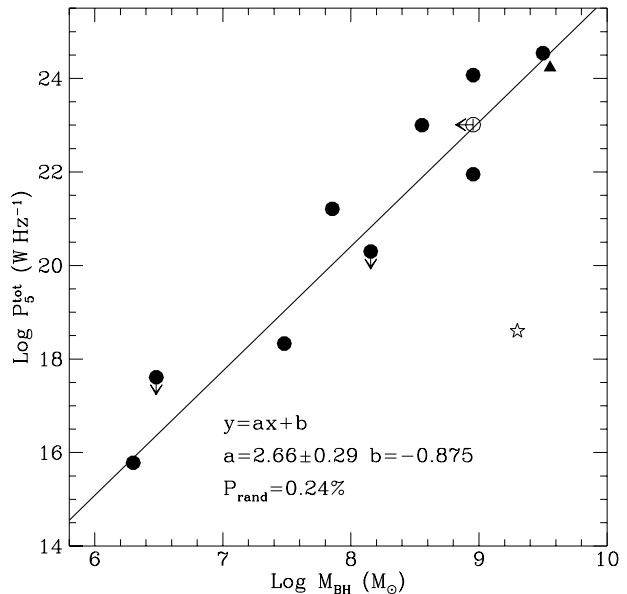


**Figure 3.** Black hole mass as a function of the core radio power at 5 GHz, in units of [Watt/Hz], for the few objects with reliable BH mass determinations (QF=3) and for which radio imaging photometry is available. The results of the regression analysis appearing in the figure are based on a survival analysis technique.

displayed ( $P_5 \propto M_{\text{BH}}^{2.66}$ ), very similar to the one inferred for the core radio fluxes.

The most significant deviation from the best-fit lines in Fig. 4 concerns NGC 3115. Its inferred BH mass is very similar to the one in M87, but the radio flux is six orders of magnitude lower, which is likely due to an almost zero mass accretion rate in NGC 3115. This seems also to be confirmed by the very small amounts of halo gas mass in this galaxy, as inferred from the low X-ray luminosity ( $L_X \sim 1.35 \times 10^{40} \text{ erg s}^{-1}$ ). NGC 3115 should then be in a very inactive stage, with a starving black hole left over from a much brighter past AGN phase. The significantly deviant behaviour of NGC 3115 in the plot of Fig. 4 has convinced us to exclude it from regression analyses (see parameters reported in Fig. 3 and 4) aimed at testing the ADAF model and estimating the remnant BH mass function. This is justified in both cases: in the former, NGC 3115, without appreciable accretion, cannot test the ADAF; in the latter, our mass function will not account for the small fraction of BHs without even low-level radio activity (see Discussion).

In principle, we would expect the high-frequency core radio flux to be at least as good a tracer of the BH mass as the total radio emission, also in the light of the current interpretation for such a nuclear radio activity, see Sect. 4 below. In practice, we see in Fig. 3 a larger scatter than in Fig. 4, with an otherwise similar overall dependence. The scatter in Fig. 3 is likely to be attributed to the sparser nature of the data, and to the fact that core radio fluxes are highly variable, by factors up to 10, on time scales as short as a week. Further high resolution, simultaneous, multi-wavelength radio imaging for nearby early-type galaxies is obviously needed.



**Figure 4.** Black hole mass as a function of the total radio luminosity at 5 GHz, in units of [Watt/Hz]. The star at the lower right corresponds to NGC 3115.

#### 4 A TEST FOR THE ADVECTION-DOMINATED ACCRETION FLOW MODEL

The results of the regression analyses in the previous Section may have an interesting impact on a recently proposed accretion mode based on the concept of advection-dominated accretion flows (see Narayan & Yi 1995; Abramowicz et al 1995; Narayan & Yi 1996). In this model, the ions are close to the virial temperature,  $T_i \sim 10^{12} r^{-1}$  K, where  $r$  is expressed in Schwarzschild radii, while the electrons are much cooler, although trans-relativistic,  $T_e \sim 10^9 - 10^{10}$  K. This occurs at low accretion rates ( $\dot{m} \leq 0.3\alpha^2$ , where  $\dot{m} = \dot{M}/\dot{M}_{\text{Edd}}$  is expressed in Eddington units, and  $\alpha$  is the standard viscosity parameter, Shakura & Sunyaev 1973), when Coulomb collisions are unable to transfer energy from ions to the electrons as fast as it is released by viscous forces. Most of the energy of the ions is transported into the black hole.

The process can be described in terms of the various relevant timescales in the accreting plasma:  $t_{\text{visc}}$ , the viscous timescale accounting for heating of the ions,  $t_{\text{p-e}}$  the Coulomb collision timescale cooling timescale of ions and heating of the electrons, and  $t_{\text{cool}}$ , which is the cooling timescale for the electrons. Under the low accretion rate hypothesis, we have:

$$t_{\text{cool}} \ll t_{\text{visc}} \ll t_{\text{p-e}}, \quad (2)$$

which means that most of the energy remains with the ions. The electrons radiate efficiently by bremsstrahlung and synchrotron emission, but because of the weak Coulomb interaction, this radiation cannot drain all the energy from the ions.

Since the ions are close to the virial temperature the flow is spatially thick and resembles a torus. Significant radio emission is predicted from the torus due to cyclo-

synchrotron radiation from hot electrons in the (expected) equipartition magnetic field. Fabian & Rees (1995) use this to explain part of the radio emission from early-type galaxies (Sadler et al. 1989; Wrobel & Heschen 1991). Other applications of this model can be found in Narayan, Yi & Mahadevan 1995 (Sagittarius A\*), Lasota et al. 1996 (NGC 4258), Reynolds et al. 1996 (M87), Di Matteo & Fabian 1996b (NGC 4649).

There are some very important features in the ADAF model. a) If the energy is to be advected with the plasma without being released, it is necessary that *the central object has no hard surface*, so it has to be a BH. b) This model requires a *non-Newtonian gravitational field* close to the central mass, as expected from general relativity. c) The geometry of the torus can favour, near the rotation axis, the formation of jet-like structures (Fabian & Rees, 1995).

The ADAF accretion mode would then allow, if confirmed, quite fundamental tests of the BH paradigm. Therefore it would be of key importance to prove – or disprove – it.

A striking difference between the plots in Figs. 1 and 3 is in the slope of the best-fit regression lines. The fit with the optical data ( $M_{\text{BH}} - M_{\text{B}}$ ) implies an almost linear dependence of the bulge optical luminosity on the mass of the dark object

$$L_{\text{B}} \propto M_{\text{BH}}^{4/5}. \quad (3)$$

This may indicate a simple scaling of the mass of the putative central BH on that of the host galaxy, something clearly related with the formation process.

In contrast, much steeper dependences of the high-frequency radio luminosity on the mass of the dark object are seen in Figs. 3 and 4 comparing  $M_{\text{BH}}$  with both the total and the core radio fluxes:

$$L_{5\text{GHz}} \propto M_{\text{BH}}^{2.2-3.0}. \quad (4)$$

This shows that the radio flux is not only a good tracer of the presence of nuclear massive dark objects in otherwise inactive galaxy nuclei, but also a very sensitive indicator of the BH mass.

Concerning the physical origin for the very steep dependence of the radio flux on  $M_{\text{BH}}$ , it cannot be simply explained in terms of a generic scaling of BH mass on that of the host galaxy, as in the case for the optical regression. It rather requires a specific process originating it. It can be accounted for in the ADAF scheme, as shown below.

In the ADAF,  $\dot{M} \propto R^2 n v$ , where the velocity  $v \propto M_{\text{BH}}^{1/2}/R^{1/2}$  and the density is  $n$  (from continuity and the inflow velocity which is proportional to the orbital velocity). The ion temperature is close to virial  $T_i \propto M/R$  so an equipartition magnetic field  $B \propto R^{-5/4} \dot{M}^{1/2} M_{\text{BH}}^{1/4}$ . The high frequency cutoff of the self-absorbed cyclotron emission occurs at an approximately fixed factor above the cyclotron frequency (Narayan & Yi 1995), since this is where the emission locally peaks  $\nu \propto B$ . Thus we can write  $R \propto \dot{M}^{2/5} M_{\text{BH}}^{1/5} / \nu^{4/5}$ . Now the radio power  $L \propto \nu^2 R^2$  (Rayleigh-Jeans emission) therefore  $L \propto \nu^{2/5} \dot{M}^{4/5} M_{\text{BH}}^{2/5}$  (Mahadevan 1997).

In the ADAF model for elliptical galaxies, it is assumed that the hot interstellar medium accreting onto the central black hole has little angular momentum and thus that the Bondi accretion solution applies. The accretion rate is then

determined by the mass of the black hole, the density of the hot surrounding gas,  $n$ , and its temperature (or equivalently its sound speed,  $c_s$ );  $\dot{M} \propto M_{\text{BH}}^2 n / c_s^3$ . This means that  $L \propto \nu^{2/5} M_{\text{BH}}^2 n^{4/5} c_s^{-12/5}$ .

Assuming that  $n$  is controlled by cooling and stellar mass loss it is plausible that  $n \propto M_{\text{gal}}$ . Then noting from eq.(3) that  $M_{\text{BH}} \propto M_{\text{gal}}$  and using the Faber & Jackson (1976) relation, we infer that  $c_s \propto M_{\text{BH}}^{1/4}$  so the final result is

$$L_{\text{radio}} \propto \nu^{2/5} M_{\text{BH}}^{2.2}. \quad (5)$$

This is in reasonable agreement with the observed dependence on black hole mass. If there is little gas in the galaxy, perhaps due to an energetic event which created a wind, then the relation  $n \propto M_{\text{gal}}$  assumed above is broken and little radio emission is expected. NGC 3115 is therefore not inconsistent with our model, despite the apparent lack of agreement in the correlations presented in Section 3.

We note that any self absorbed process in which the emission was mostly dependent on the emitting area available around a black hole would show  $L \propto M_{\text{BH}}^2$ . It may therefore be possible to generate a jet model accounting for the correlation in Fig. 4. Much more knowledge would be required, however, on the density and power of a jet as a function of galaxy and accretion parameters than is currently available.

## 5 THE BLACK HOLE MASS FUNCTION

The very tight correlation reported in Fig. 4 shows that the total radio power is a very sensitive function of the mass of the nuclear black hole. Given the tight relationship of BH mass and total radio flux and the fact that rich statistics and complete surveys exist for the total centimetric radio emission from galaxies, we use in the following the radio regression of Fig. 4 to derive the BH mass function in the local universe.

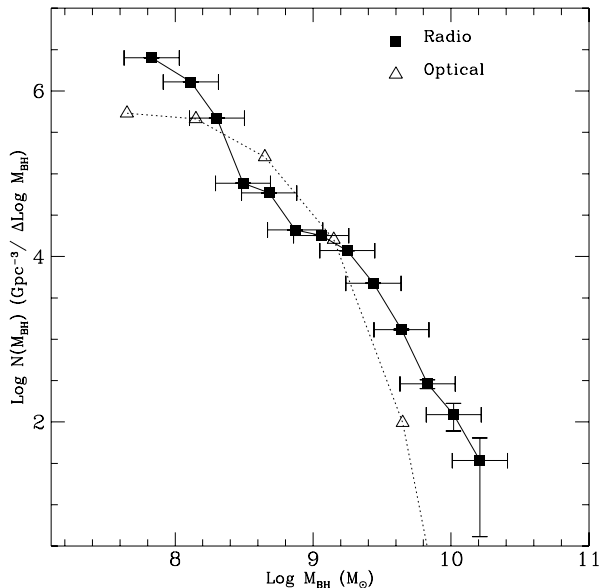
A formal solution for the latter would be first to compute the bivariate luminosity distribution, i.e. the conditional probability distribution to have a value for the radio luminosity  $L_{5\text{GHz}}$  within a given interval for any given value of the BH mass  $M_{\text{BH}}$ . Then the BH mass function would be given by the convolution of the bivariate luminosity distribution with the radio luminosity function (LF). This full procedure, however, is not allowed by the very limited statistics available to us on BH masses.

On the other hand, the tightness of the empirical relation  $\log P_5^{\text{tot}} - M_{\text{BH}}$  implies that a simple transformation of the radio LF via eq. (3) provides a good account of the mass function:

$$\frac{dN(M_{\text{BH}})}{d \log(M_{\text{BH}})} = \frac{dN(P_5)}{d \log(P_5)} \times \frac{d \log(P_5)}{d \log(M_{\text{BH}})}, \quad (6)$$

where the first term in the right end side is the radio luminosity function, and the second one is the slope of the best-fit regression in Fig. 4. We exploited the regression with the total radio power of Fig. 4, instead of the one with core radio flux, because only for the former well defined and reliable luminosity functions do exist.

As for the latter, we used the one at centimetric wavelengths reported by Franceschini et al. (1988) and Toffolatti



**Figure 5.** Black hole mass functions derived as explained in text. Solid squares refer to the evaluation based on the radio- $M_{BH}$  correlation, while open triangles to the optical relation. Vertical errorbars are purely statistical uncertainties coming from the radio luminosity function, while horizontal bars reflect the uncertainty in BH mass determination as shown by the residual distribution in Fig. 4.

et al. (1987). While this reference radio LF is defined at 2.4 GHz, most of the radio data in Fig. 4 are defined at 5 GHz. For the spectral conversion, we used the scaling  $S_\nu \sim \nu^{-0.75}$ , which applies on average to total radio power (usually dominated by extended emission) from radio galaxies.

As a check, we have independently estimated the BH mass function from the ( $M_B - M_{BH}$ ) relation (see eq.[3]) and using the B-band optical luminosity function of field ellipticals and S0's reported by Franceschini et al. (1988), following the same procedure as for the radio case.

Figure 5 shows the BH mass functions derived with the two procedures. They are fairly consistent over the bulk of the distribution, with significant deviations at low and high values of the mass  $M_{BH}$ . Given the much better defined relation of  $M_{BH}$  with the radio flux and the more precise physical interpretation, the BH mass function based on the radio correlation is to be taken as our best guess.

Integrating the mass function based on the radio regression in the  $M_{BH}$  interval over which it is defined, we estimate a total mass density of massive black holes in galactic nuclei

$$\rho_{BH} \simeq 1.2 \times 10^5 M_\odot \text{Mpc}^{-3}. \quad (7)$$

This value is in good agreement with the Chokshi & Turner (1992) prediction based on quasar optical counts.

A stronger requirement on BH-remnant mass density ( $\rho_{BH} \sim 4 \times 10^5 M_\odot \text{Mpc}^{-3}$ ) has been estimated by Granato et al. (1997) in order to explain the hard X-ray background (HXR) as the integrated contribution of evolving self-absorbed Active Galactic Nuclei. Our result in eq. (7) independently confirms the old argument that luminous quasars contribute only a small fraction of the XRB: in our version

of the argument, super-massive BHs with  $M_{BH} > 10^8 M_\odot$  can explain only roughly 20-30 per cent of the XRB.

However, given the steep dependence of  $N(M)$  in Fig. 5:

$$N(M_{BH}) \propto M_{BH}^{-2}, \quad (8)$$

the total mass density  $\rho_{BH}(> M_{BH}) \propto M_{BH}^{-1}$  is weighted by low mass values. A slight extrapolation of  $N(M_{BH})$  below the limit  $M_{BH} = 10^8 M_\odot$  can easily fill in the gap to the value required to explain the HXR energetics. This supports the idea that the emission from a numerous (several  $10^{-3}$  objects  $\text{Mpc}^{-3}$ ) population of low-luminosity AGNs powered by moderately massive BH ( $M_{BH} \sim 10^7 M_\odot$ ) has produced the HXR. As shown by the morphological type of the host galaxies of BH in the lower left of Figs. 3 and 4, and as implied by the required space densities, a sizeable fraction of these AGN should be hosted in early-type spirals. After Fig. 1, their BH mass should be roughly proportional to the mass and luminosity of the bulge component.

## 6 DISCUSSION

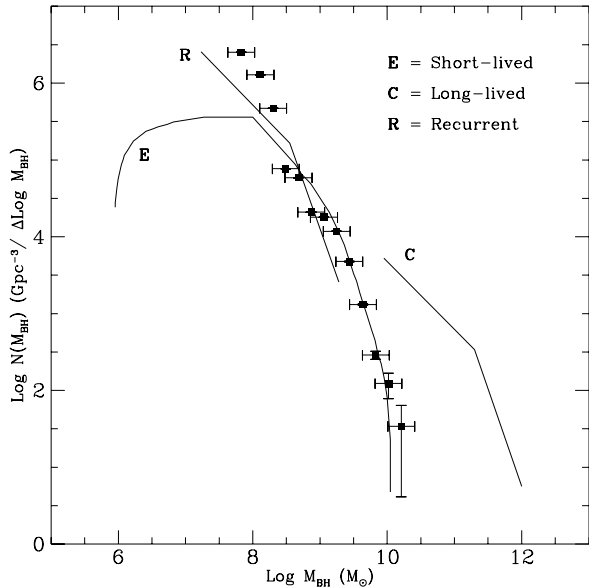
Although the dataset on nuclear super-massive black holes used in the present analysis is still quite sparse and incomplete, some interesting trends can already be observed in the available data. More information is to be expected soon, in particular from the refurbished Hubble Space Telescope and from high spatial resolution ground-based observations.

If we take the present sample as representative of the normal galaxy population (specifically early-type galaxies), then some interesting consequences may be inferred.

A good correlation is confirmed between the black hole mass and the absolute magnitude, and thus baryon mass, of the spheroidal component of galaxies, as found by KR95. A roughly linear dependence is indicated for the BH mass on the mass of the host spheroid, which may provide crucial information relating to the origin of the BH with that of the host galaxy. A strong constraint may be implied for the nuclear gas dynamical processes occurring in the primeval forming spheroid or in the early merger events producing it.

In spite of the small number of objects for which data are available and of the noise introduced by the time variability of the high-frequency core radio power, the latter shows a good correlation with and a steep dependence on  $M_{BH}$ . If compared with the remarkable absence of any dependences of  $M_{BH}$  on the IR and X-ray luminosities (Figs. 2), this seems to support the concept of an advection-dominated black hole accretion in the core of these galaxies. Indeed, such model predicts strongly peaked emissions in the high-frequency radio and hard X-ray, and essentially no contribution to the far-IR, optical and soft X. Furthermore, the observed steep dependence of the core radio luminosity on  $M_{BH}$  (see Fig. 3 and eq. [4]) is well reproduced by the ADAF model.

The total radio flux shows the best correlation with the mass of the central dark object (see Fig. 4). The scatter is low over a wide range of power values. Only one datapoint, that corresponding to NGC 3115, falls clearly outside the relation in Fig. 4. Even such a low accretion-rate needed to sustain an advection-dominated disk is ruled out by this



**Figure 6.** Comparison of our estimated remnant BH mass function with the predictions of various patterns for AGN activity, as discussed in Cavaliere & Padovani (1988, 1989).

observation. The very massive BH in NGC 3115 is not accreting gas at all. It is beyond the scope of this paper to estimate how many of these starving BHs could be missed even by a sensitive radio survey. Certainly other similarly deviating data points should exist. The only thing we can say now is that they should be a minority population among early-type galaxies, if our poor statistics makes sense after all (one deviating object out of 12).

The relation in Fig. 4, and potentially the one in Fig. 3 when better data will be available, provide more powerful tools than the optical one to investigate the nature of the Massive Dark Objects and for statistical inferences about the BH occurrence and mass function. Using it, we have calculated what we believe to be a fairly reliable black hole mass function and the total mass density of remnants in normal galaxy nuclei. It turns out to be basically consistent with predictions of models interpreting the quasar and AGN activity as short-lived emission events, as opposed to the classical view of a continuity between high-redshift quasars and low-redshift AGNs, which would imply a prolonged activity over a several Gyr timescale and would violate the constraints by the observed M/L ratios in AGNs.

We report in Figure 6 a comparison between our estimated remnant BH mass function and predictions by Cavaliere & Padovani (1988, 1989). It is evident that curve C, corresponding to a continuous long-lived activity pattern, is very significantly excluded by the data. The latter are instead remarkably consistent with the case of a short-lived or recurrent activity.

Our estimated BH mass function has also a relevant impact on related questions such as the origin of the HXRB. Assuming it to be contributed by self-absorbed AGNs, then a numerous population of moderately massive BHs should exist with  $M_{\text{BH}} \sim 10^7 M_{\odot}$ . This implies that a good fraction of early-type spirals (those in which the spheroidal com-

ponent is more prominent) harbors a BH of roughly this mass. Those few achieving a sustained rate of gas accretion (e.g. due to a merger or a close interaction) are visible as Seyfert nuclei, while the large majority accreting at low rates are either emitting in the radio band via an advection-dominated disc, or entirely inactive. In any case, low-mass low-luminosity AGNs are likely to origin the HXRB.

Many observational requirements are indicated by our analysis. Concerning the "demography" of super-massive BHs in local galaxies, one could operate as follows. The first step would be to perform high resolution simultaneous multi-frequency radio mapping of a sample of nearby (mostly early-type) galaxies. This is easy to achieve e.g. with the VLA. Then, following Fig. 3, we can select objects showing enhanced core radio emission for high spatial resolution spectroscopic observations.

Concerning the other issue discussed here, i.e. proving the ADAF model, a testable feature is the weakly inverted radio-mm spectral shape ( $f_{\nu} \propto \nu^{0.4}$ ). Again high resolution, high frequency radio observations, coupled with millimeter and sub-millimeter observations (now relatively easy with the very sensitive existing mm telescopes) of a sample of galaxies selected as mentioned above, may soon provide a very promising way to test it.

Finally we note that very deep radio surveys (e.g. Grupponi et al 1996; Hammer et al 1995) find that a significant fraction of sources below 1 mJy are associated with elliptical galaxies at redshifts of about 1. These may be more distant examples of what we have studied in this paper and offer the possibility to explore the evolution of the mass and distribution of black holes with cosmic epoch.

## ACKNOWLEDGMENTS

We have benefited by discussions with A. Cavaliere, L. Danese and T. Di Matteo. We are indebted to the referee, Frank van den Bosch, for significant help in improving the paper, and for pointing out the impact of time variability in the high-frequency core radio flux.

## REFERENCES

- Abramowicz, M.A., Lasota, J.-P., 1995, *Comments on Astrph.*, 18, 141
- Becker R.H., White R.L., 1991, *ApJS*, 75, 1
- Begelman M.C., 1986, *Nature*, 322, 614
- Bender R. et al., 1996, *ApJ*, 464, L123
- Bosma, A., Smith, R., Wellington, K., 1985, *MNRAS*, 212, 301
- Bower G., 1996, HST Proposal 6094
- Brinkmann W., Siedebert J. & Boller Th., 1994, *A&A*, 281, 355
- Calvani M., Fasano G. & Franceschini A., 1989, *AJ*, 97, 1319
- Cavaliere A., Padovani P., 1988, *ApJ*, 333, L33
- Cavaliere A., Padovani P., 1989, *ApJ*, 340, L5
- Chokshy A., Turner E.L., 1992, *MNRAS*, 259, 421
- Condon J.J. et al., 1994, *AJ*, 107, 1829
- Condon J.J. et al., 1995, *AJ*, 109, 2318
- Di Matteo T., Fabian A.C., 1996a, *MNRAS*, 286, 393
- Di Matteo T., Fabian A.C., 1996b, 286, L50
- Djorgovski, G., 1995, preprint
- Dressler L.L., Condon J.J., 1978, *ApJS*, 36, 53
- Eckart, A. & Genzel, R., 1997, *MNRAS*, 284, 576
- Fabbiano G. et al., 1992, *ApJS*, 80, 53



- Fabbiano G., Juda J.Z., 1996, ApJ, in press
- Faber S.M., Jackson R.E., 1976, ApJ, 204, 668
- Fabian A.C., Canizares C.R., 1988, Nat., 333, 30
- Fabian A.C., Rees M.J., 1955, MNRAS, 277, L55
- Ferrarese L., Ford H.C., Jaffe W., 1996, ApJ, 470, 440
- Ford H.C. et al., 1994, ApJ, 435, L27
- Franceschini, A., Danese, L., De Zotti, G., & Toffolatti, L. 1988, MNRAS, 233, 157
- Franceschini A., Gratton, R., 1997, MNRAS, 286, 235
- Ghosh S.K. et al., 1993, ApJS, 86, 401
- Granato, G., Danese, L., Franceschini A., 1997, ApJ, submitted
- Gregory P.C., Condon J.J., 1991, ApJS, 75, 1011 (GC91)
- Griffith M.R. et al., 1994, ApJS, 90, 179
- Griffith M.R. et al., 1995, ApJS, 97, 347
- Gruppioni, C., Zamorani, G., De Ruiter, H., Mignoli, M., Parma, P., Lari, C., 1997, MNRAS, submitted
- Halpern, J.P., 1995, Nature, 375, 633
- Hamann, F., & Ferland, G., 1993, ApJ, 418, 11
- Hammer, F., Crampton, D., Lilly, S.J., Le Fevre, O., Kenet, T., 1995, MNRAS, 276, 1085
- Helou, G., Soifer, B.T. & Rowan-Robinson, M., 1985, ApJ. Lett., 298, L7.
- Isobe T., Feigelson E.D. & Nelson P.I., 1986, ApJ, 306, 490
- Iwasawa K. et al., 1996, MNRAS, in press
- Knapp G.R. et al., 1989, ApJS, 70, 329
- Kormendy J., Richstone D., 1995, ARA&A, 33, 581 (KR95)
- Kormendy J. et al., 1996a, ApJ, 459, L57
- Kormendy J. et al., 1996b, ApJ, 473, L91
- Krabbe A. et al., 1995, ApJ, 447, L95
- Kuhr, H., et al. 1981, AASuppl, 45, 367
- Lasota J-P. et al., 1996, ApJ, 462, 142
- Lauer T.R. et al., 1996, ApJ, 471, L79
- Mahadevan R., 1997, ApJ, 477, 585
- Maoz E., 1995, ApJ, 447, L91
- Miyoshi M. et al., 1995, Nat., 373, 127
- Narayan R., Yi I., 1995, ApJ, 444, 231
- Narayan R., Yi I. & Mahadevan R., 1995, Nature, 374, 623
- Narayan R., Yi I. & Mahadevan R., 1996, A&A, submitted
- Narayan R., 1995, in "Basic Physics Of Accretion Disks", Kato S. et al. Eds, Gordon & Breach Science Publication
- Narayan R., 1996, ApJ, 462, 136
- Peletier R.F. et al., 1990, A&A, 233, 62
- Pineda F.J. et al., 1980, ApJ, 237, 414
- Rees M.J., 1982,
- Rees M.J., 1984, ARAA, 22, 471
- Renzini, A., et al., 1995, Nature 378, 39
- Reynolds C.S. et al., 1996, MNRAS, 283, 111
- Rice, W., et al., 1988, ApJS, 68, 91
- Sadler E.M., Jenkins C.R. & Kotany C.G., 1989, MNRAS, 240, 591
- Sadler E.M. et al., 1995, MNRAS, 276, 1373
- Shakura N.I., Sunyaev R.A., 1973, A&A, 24, 337
- Shaya E.J. et al., 1996, ApJ, 111, 2212
- Slee O.B. et al., 1994, MNRAS, 269, 928
- Soltan, A., 1982, MNRAS 200, 115
- Tanaka, Y., et al., 1995, Nature, 375, 659
- Terlevich, R., and Boyle, B.: 1993, MNRAS, 262, 491
- Toffolatti L. et al., 1987, A&A, 184, 7
- Tremaine S., 1995, AJ, 110, 628
- Vader J.P. et al., 1993, AJ, 106, 5
- van den Bosch F.C., van der Marel R.P., 1995, MNRAS, 274, 884
- van der Marel, R.P., de Zeeuw, P.T., Rix, H.W., Quinlan, G.D., 1997, ApJ submitted (astro-ph 9702106)
- van Driel W. et al., 1993, A&AS, 101, 207
- Veron-Cetty M.P., Veron P., 1987, in "A Catalogue Of Quasars & Active Galactic Nuclei, 3<sup>rd</sup> Edition", ESO Scientific Report
- Walsh D.E.P. et al., 1989, ApJ, 337, 209
- Wilkes B.J. et al., 1995, ApJ, 455, L13
- Wrobel J.M., Heeschen D.S., 1991, AJ, 101, 148
- Wunderlich E., Klein U. & Wielebinsky R., 1987, ApJS, 69, 487